

DATE: Wednesday,
June 21, 2023

TIME: 9:00 a.m.

LOCATION: Executive Board Room
625 St. Joseph Street
New Orleans, Louisiana 70165



BOARD OF DIRECTORS MEETING AGENDA

- I. Roll Call**
- II. Approval of Minutes Dated May 17, 2023**
- III. Executive Director's Report**
- IV. Committee Reports**
 - A.** Finance and Administrative Committee – Director Sloss, Chair
 - B.** Pension Committee – Director Peychaud, Chair
- V. Action Item**
 - A.** Resolution (R-082-2023) Sewerage and Water Board of New Orleans Preliminary Approval for Sewerage System Bonds
- VI. Corresponding Resolutions**
 - A.** Resolution (R-065-2023) Authorization for Amendment No. 4 to The Maintenance and Support Agreement Between the Sewerage and Water Board of New Orleans and Cogsdale Corporation

General Superintendent Recommendations

Contract Awards/Renewals

- B.** Resolution (R-059-2023) Award of Contract 2165 Transmission Main Replacement Program South Claiborne Avenue (Louisiana Avenue -Third Street), TM011 Between the Sewerage and Water Board of New Orleans and Cycle Construction Company, LLC

Contract Change Orders

- C.** Resolution (R-058-2023) Ratification of Change Order No. 1 for Contract 2159 – Water Main Point Repair, Water Service Connection, Water Valve and Fire Hydrant Replacement at Various Sites Throughout Orleans Parish Between the Sewerage and Water Board of New Orleans and Boh Bros Construction Co., LLC

DATE: Wednesday,
June 21, 2023

TIME: 9:00 a.m.

LOCATION: Executive Board Room
625 St. Joseph Street
New Orleans, Louisiana 70165



- D.** Resolution (R-066-2023) Authorization of Change Order No. 3 for Contract 1376 – Water Hammer Hazard Mitigation Program – Panola and High Lift Pumping Stations Improvements Between the Sewerage and Water Board of New Orleans and M.R. Pittman Group, LLC
- E.** Resolution (R-067-2023) Ratification of Change Order No. 14 for Contract 1377 – Water Hammer Hazard Mitigation Program – Claiborne Ave Pumping Station and Off-Site Improvements Between the Sewerage and Water Board of New Orleans and M.R. Pittman Group, LLC
- F.** Resolution (R-069-2023) Ratification of Change Order No. 1 CN 2155 Transmission Main Replacement - S. Claiborne (Versailles – Upperline) per FEMA JIRR Project Worksheet (PW) 21031 & PW21032 Between the Sewerage and Water Board of New Orleans and BLD Services, LLC
- G.** Resolution (R-072-2023) Authorization of Change Order No. 1 for Contract 8168 – Repaving Open Cuts in Driveways and Sidewalks Resulting from Underground Utility Repairs Between the Sewerage and Water Board of New Orleans and CMG Pipelines, Inc
- **Contract Amendments**
 - H.** Resolution (R-046-2023) Authorization of Amendment No. 4 to the Professional Services Agreement to Provide Assessments, Design, Construction and Program Management Services for the Southeast Louisiana Urban Flood Control Program Between the Sewerage and Water Board of New Orleans and BCG Engineering and Consulting, Inc.
 - I.** Resolution (R-070-2023) Authorization of Amendment No. 12 to the Professional Services engineering and design services for the Water Line Replacement Program for the Leonidas, Marlyville-Fountainbleau, East Carrollton and Black Pearl neighborhoods Between the Sewerage and Water Board of New Orleans and Linfield, Hunter and Junius, Inc.
 - J.** Resolution (R-073-2023) Authorization of Amendment No. 7 to the Professional Services engineering and design services for the Water Line Replacement Program for the Read Blvd East, Read Blvd West, Village de L'est neighborhoods Between the Sewerage and Water Board of New Orleans and ECM Consultants, Inc.
- **Contract Final Acceptance**
 - K.** Resolution (R-068-2023) Final Acceptance of Contract 1377 – Water Hammer Hazard Mitigation Program – Claiborne Ave Pumping Station and Off-Site Improvements

VII. Information Items

- A.** CFO – April 2023 Report
- B.** GSO – May 2023 Report
- C.** Legal – May 2023 Report
- D.** Safety – May 2023 Report

DATE: Wednesday,
June 21, 2023

TIME: 9:00 a.m.

LOCATION: Executive Board Room
625 St. Joseph Street
New Orleans, Louisiana 70165



- E.** HR – May 2023 Report
- F.** FEMA – May 2023 Report
- G.** EDBP – May 2023 Report

VIII. Executive Session

- A.** Pursuant to La. R.S.42:17(A)(2), the Board of Directors of the Sewerage and Water Board of New Orleans will meet in Executive Session to discuss the following: Johnicca Lightfoot v. Arthur Woods & SWBNO; Orleans Civil District Court; Case Number: 2020-7917.
- B.** Pursuant to La. R.S.42:17(A)(2), the Board of Directors of the Sewerage and Water Board of New Orleans will meet in Executive Session to discuss the following: H. Minor Pipes, et al v. SWBNO, et al; Civil District Court; Case Number: 2017-06434.
- C.** Pursuant to La. R.S.42:17(A)(2), the Board of Directors of the Sewerage and Water Board of New Orleans will meet in Executive Session to discuss the following: Multi-District Litigation; SWBNO vs. 3M, et al; Case Number: 2: 23-av-5555-civ.

VIII. Public Comment

IX. Adjournment

BOARD OF DIRECTORS' MEETING

May 17, 2023

MEETING MINUTES

SEWERAGE AND WATER BOARD OF NEW ORLEANS

ROLL CALL

The Board of Directors for the Sewerage and Water Board of New Orleans (SWBNO) met on Wednesday May 17, 2023, at 9:02 AM in the Executive Boardroom. Special Counsel Ms. Yolanda Grinstead called the roll and confirmed the following members were present: Hon. Mayor LaToya Cantrell Director Tamika Duplessis, Director Joseph Psychaud, Director Alejandra Guzman, Director Lynes Sloss, Director Carol Markowitz Director, Director Robin Barnes, Director Janet Howard and Councilmember Freddie King.

The following member(s) were absent: Director Maurice Sholas

Staff present were Mr. Ghassan Korban, Executive Director; Mr. Ron Spooner, Interim General Superintendent; Ms. Christy Harowski, Chief of Staff; Ms. Yolanda Grinstead, Special Counsel; Mr. Darryl Harrison, Deputy Special Counsel; Mr. Dexter Joseph, Budget Department; Mr. Rene Gonzalez, Chief Customer Service Officer; Cash Moses, Purchasing; Ms. Irma Plummer, EDBP; Mr. Jason Higginbotham, Emergency Management; Ms. Tanyell Allen, Board Relations.

APPROVAL OF PREVIOUS MINUTES

Mayor Cantrell presented a motion to accept the minutes of the April 19, 2023, Board Meeting. Director Lynes Sloss moved for approval of the minutes. Director Robin Barnes seconded. The motion carried.

REPORT OF THE EXECUTIVE DIRECTOR

Executive Director Ghassan Korban presented a slide overview that focused on the following topics:

Paving Progress

- For Quarter 1 2023: 45% more paving completed than Q1 2022
- Currently 3000 open paving work orders
- Total cost: \$16 - \$18 million
- City of New Orleans Partnership – Max Pave
- \$8.6 million contribution – 1200 work orders
- Two contractors assisting: Drennan and CMG
- Goal is to get down to 2 - 4 week turnaround time

- Current time is ~100 days

SWBNO Power Complex

- Entergy work remains on schedule for 2024 completion, transmission line work underway

SWBNO Connections and Backup Plant

- SWBNO to issue NTP for next critical path construction projects in June
- Pile driving for utility rack foundations ongoing
- Planning meeting to update neighbors and stakeholders
- Monitoring Legislative Session for funding impacts

Pumping and Power Update

- 92 of 99 drainage pumps available
- T5 and T6 are available
- T4 unavailable, inspections 75% complete
- 4 of 5 EMDs available and 9 of 10 Frequency Changers available
- Operations has been utilizing Frequency Changers instead of T5 when possible
- FC #4 at Station D back in service
- Smaller Frequency Changer at Treatment Plant out of service due to electrical issue.
- H pump is DPS 6 offline for scheduled maintenance, scheduled to come back online in two weeks. There are 11 additional drainage pumps at this station.

Smart Metering Update

- Installation completed for 7 of 12 base stations for the Network
- Installation 2 months ahead of schedule; well under budget
- Installation phases designed for maximum supply chain flexibility and mitigation
- Detailed Standard Operating Procedure meetings next week
- IT integration design underway
- PR firm selected to assist with EPA compliance education and messaging during install process

Financial Stability Selection of Software Vendor:

- Full RFP and readiness assessment completed
- System Selected: Oracle Enterprise Resource Planning Cloud
- First major cloud-based software for Financial Information System
- Provides better financial transparency, reporting and analysis throughout SWBNO
- Enhances reporting capabilities to external stakeholders

Workforce Development

- People Plan: Assessment phase with PFM underway
- SWBNO Job Fair at Convention Center – June 9 – Convention Center

Stakeholder Engagement

- **National Water Policy Week Fly-In**
Trip to Washington DC to meet with EPA and other national partners
- **New Orleans State Delegation Luncheon**
Lobbying for Capitol Outlay dollars to be moved to Priority 1
- **Infrastructure Open Houses in partnership with the City of New Orleans**
District B – May 24 | District A – June 7
- **New Orleans Chamber of Commerce Tour of Power Complex** – May 18

COMMITTEE REPORTS

Finance and Administration Committee Report

Director Lynes Sloss reported on the summary and actions taken by the Finance and Administration Committee. The Finance Committee Report for the month of May was presented and recommended for approval.

Mayor Cantrell asked for a motion to adopt the Finance report as amended. Director Janet Howard move to adopt Finance minutes as proposed. Director Joseph Peychaud seconded. The motion carried.

Strategy Committee Report

Director Robin Barnes reported on the summary and actions taken by the Strategy Committee. The Strategy Committee Report for the month of May was presented and recommended for approval.

Mayor Cantrell asked for a motion to adopt the Strategy report as amended. Director Alejandra Guzman move to adopt Strategy minutes as proposed. Director Tamika Duplessis seconded. The motion carried.

Mayor Cantrell thanked Director Dr. Tamika Duplessis for her leadership and service on this Board serving as the President Pro Tem of this utility for over 8 years.

Mayor Cantrell presented a motion to nominate Director Lynes Sloss as the new President Pro Tem of this utility. Mayor Cantrell moved to approve as proposed. Director Janet Howard seconded. The motion carried.

Director Tamika Duplessis stated it has been a pleasure to serve on this Board as President Pro Tem and thanked the Board for their leadership and guidance throughout her time served.

Action Items

- Resolution (R-079-2023) Declaration of Vacancy on the Board of Directors for Sewerage and Water Board of New Orleans, Council District D
 - o **Mayor Cantrell asked for a motion to approve R-079-2023 as amended. Director Tamika Duplessis moved to approve as proposed. Director Lynes Sloss seconded. The motion carried.**

GENERAL SUPERINTENDENT RECOMMENDATIONS

The following resolutions were discussed at the May 10, 2023, Board of Directors' Meeting: General Superintendent Recommendations

Contract Awards/Renewals

- Resolution (R-078-2023) Authorization for Award of Contract for Professional Services Between Sewerage and Water Board of New Orleans and Applications Software Technology, LLC (AST) for Financial Software and Services
- Resolution (R-064-2023) Authorization for Contract Amendment #2 of the Professional Services Agreement Between the Sewerage and Water Board of New Orleans and Avenu Insights and Analytics for Information Systems Management
- Resolution (R-052-2023) Award of Contract 30248 - Carrollton Basin Sewer Rehabilitation No. 7 Between the Sewerage and Water Board of New Orleans and Fleming Construction Co., LLC
- Resolution (R-053-2023) Award of Contract 30249 - Carrollton Basin Sewer Rehabilitation No. 8 Between the Sewerage and Water Board of New Orleans and Impetus Infrastructure, LLC
- Resolution (R-054-2023) Award of Contract 30250 - Carrollton Basin Sewer Rehabilitation No. 9 Between the Sewerage and Water Board of New Orleans and BLD Services, LLC
- Resolution (R-050-2023) Authorization of Amendment No. 3 to the Professional Services Agreement for On-Call Water Valve Operations Services Between the Sewerage and Water Board of New Orleans and Pure Technologies, Inc.
- Resolution (R-051-2023) Authorization of Amendment No. 9 to the Agreement Between the Sewerage and Water Board of New Orleans and Richard C. Lambert, LLC for Design and Engineering Services for the Water Line Replacement Program
- Resolution (R-055-2023) Authorization of Amendment No. 6 to the Agreement Between the Sewerage and Water Board of New Orleans and Burk Kleinpeter, Inc. for Program and Construction Management Services for Hurricane Related Sewer Restoration Projects

Mayor Cantrell asked for a motion to approve Corresponding Resolutions in Globo. Director Joseph Peychaud moved to accept Corresponding resolutions as proposed. Director Carol Markowitz seconded. The motion carried.

Mayor Cantrell presented a motion to enter executive session. Director Tamika Duplessis moved. Director Robin Barnes seconded. The motion carried.

Mayor Cantrell presented a motion to exit executive session. Director Lynes Sloss moved. Director Tamika Duplessis seconded. The motion carried.

Mayor Cantrell stated the Sewerage and Water Board of New Orleans continues to ensure customer satisfaction and customer service remains a top priority for this utility and the city of New Orleans. Mayor Cantrell encouraged SWBNO to move forward with the communications with the New Orleans City Council with the intent to comply relating to requirements associated with billing practices and procedures.

INFORMATION ITEMS

The following items were submitted for informational purposes only:

- CFO – March 2023 Report
- GSO – April 2023 Report
- Legal – April 2023 Report
- Safety – April 2023 Report
- HR – April 2023 Report
- FEMA – April 2023 Report
- EDBP – April 2023 Report

ADJOURNMENT

There being no further business to come before the Board, the meeting adjourned at approximately 10:35 AM.

Executive Director's Report

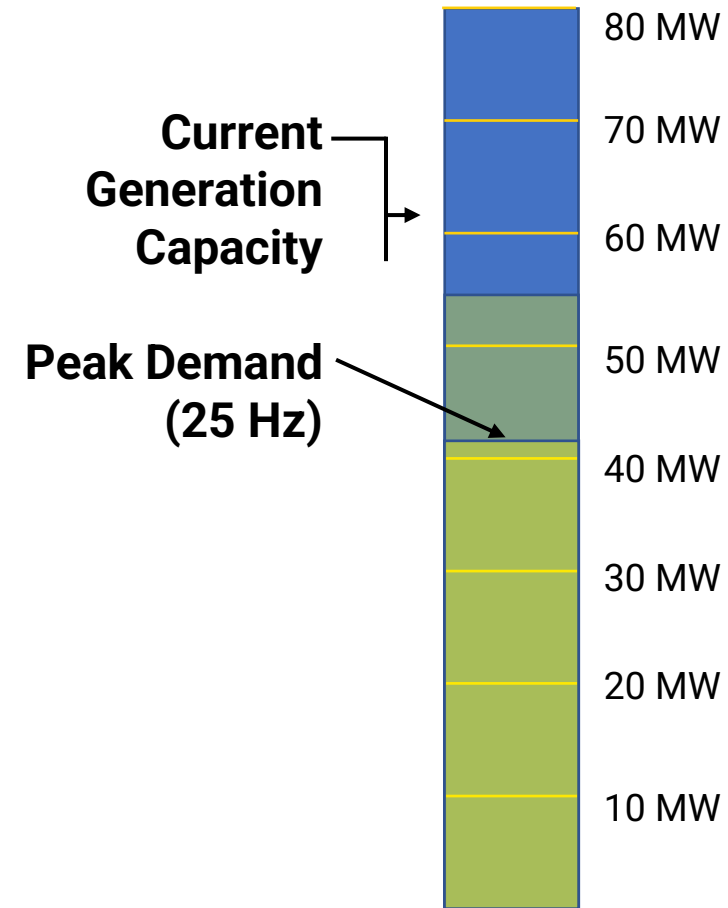
June 21, 2023





Pumping & Power Update

- 93 of 99 drainage pumps available
- T5 and T6 are available
 - T4 rotor has been repaired, balanced and arrived on site this week at the Carrollton Water Treatment Plant
 - Anticipate testing by mid-July
- 3 of 5 EMDs available and 5 of 6 Frequency Changers available
 - Smaller Frequency Changer at Treatment Plant out of service due to electrical issue.





SWBNO Power Complex

Substation Work Remains on Schedule

- Entergy work remains on schedule for 2024 completion, transmission line work underway

SWBNO Connections and Backup Plant

- Pile driving for utility rack foundations ongoing
- Optimizing Capital Outlay Funds



Power Complex Update



- **\$39 million requested** to install and commission:
 - Three frequency changers
 - Frequency changer shown in picture
 - Turbine 7



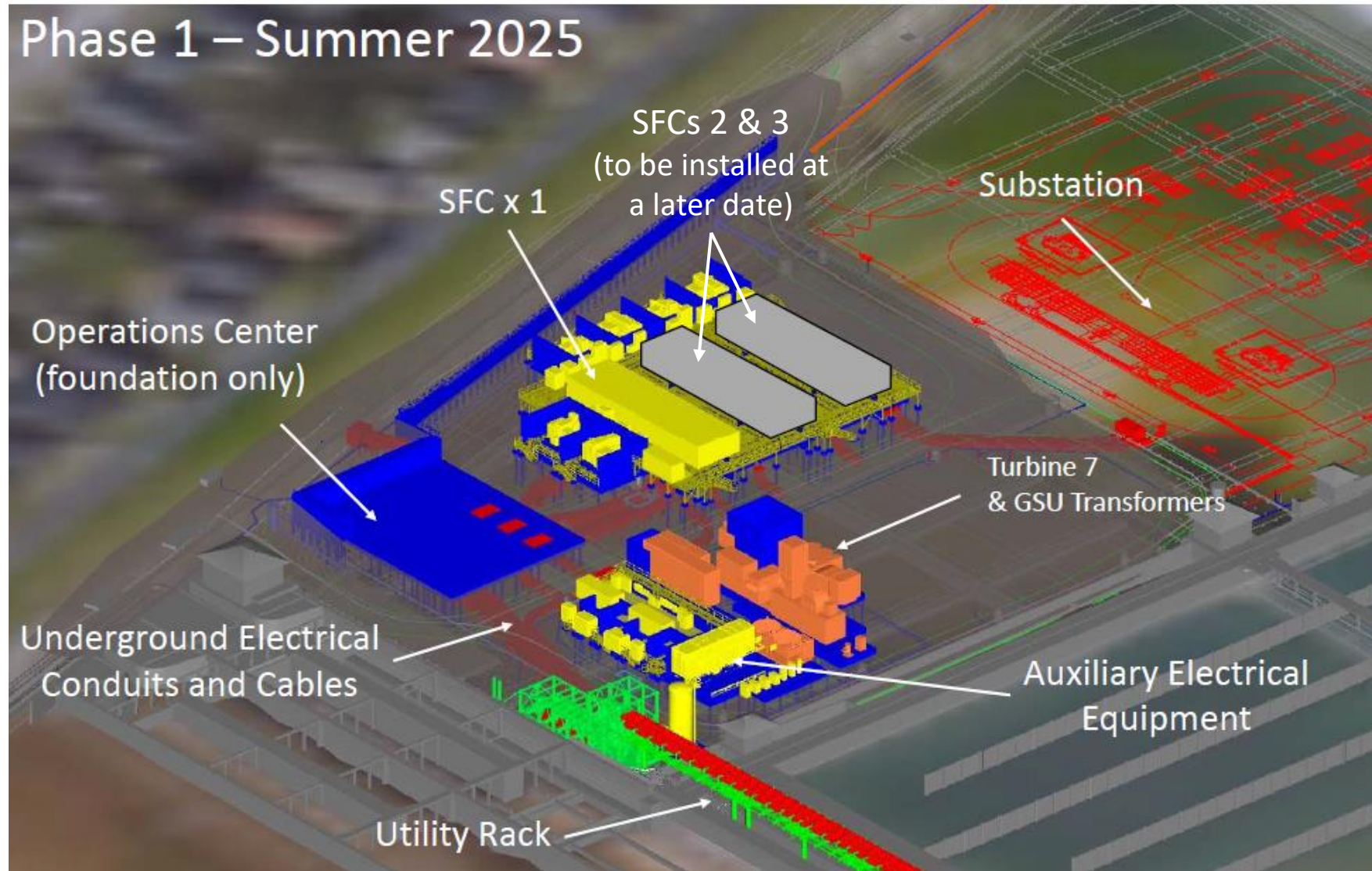
Capital Outlay Funding Update

- Optimizing **\$15 million awarded** during Legislative Session
 - Moving forward with one static frequency changer and Turbine 7
 - Ready for hurricane season 2025

Supports for the Utility Rack shown in picture




Phase 1 – Summer 2025





S. Claiborne Transmission Main Project



FEMA FUNDED PROJECT:

- Total estimated cost: \$26 million
- Tulane Stadium to Upperline
- 1,585 of new 48" pipe
 - First of its size to be done in Louisiana
- Joints are fused together – HDPE Pipe (High-Density Polyethylene)
- Traffic impacts expected through Sept.
- Video of project in the works



Smart Metering Update

- Installation completed for 9 of 12 base stations.
- 700+ meters installed as part of O&M, including 12 large meters.
- Detailed communications planning and messaging continues. Initial customer postcard design complete.
- 2 of 9 IT Integrations complete.
- \$5M application for State Revolving Fund loan accepted





Infrastructure Maintenance Fund Status

Total Revenues: \$40,826,621

Total Expenditures: \$11,599,121

Allocated to IAB Projects (awarded contracts):
\$16,927,500

Major expenditures to date:

- **\$1.5M** - Sycamore Filter Gallery Rehabilitation
- **\$1.7M** - Turbine 7 Design Contract
- **\$1.9M** - Smart Meter Program
- **\$3.5M** - SELA Drainage Projects
- **\$2.1M** - Power Complex

Month	Revenue
April 2023	\$1.9M
March 2023	\$1.8M
February 2023	\$1.6M

➤ Approximately \$2.7M of expenditures in the last 3 months

➤ IAB supports the supplemental paving efforts across the City (\$4M)

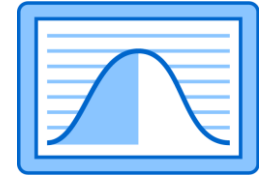


Pavement Repairs - Focus on Backlog



\$8.3M

Additional City/DPW
funds secured for work
in early 2023



Monthly KPIs

45% more paving cuts
completed year to date
than in 2022

\$4M

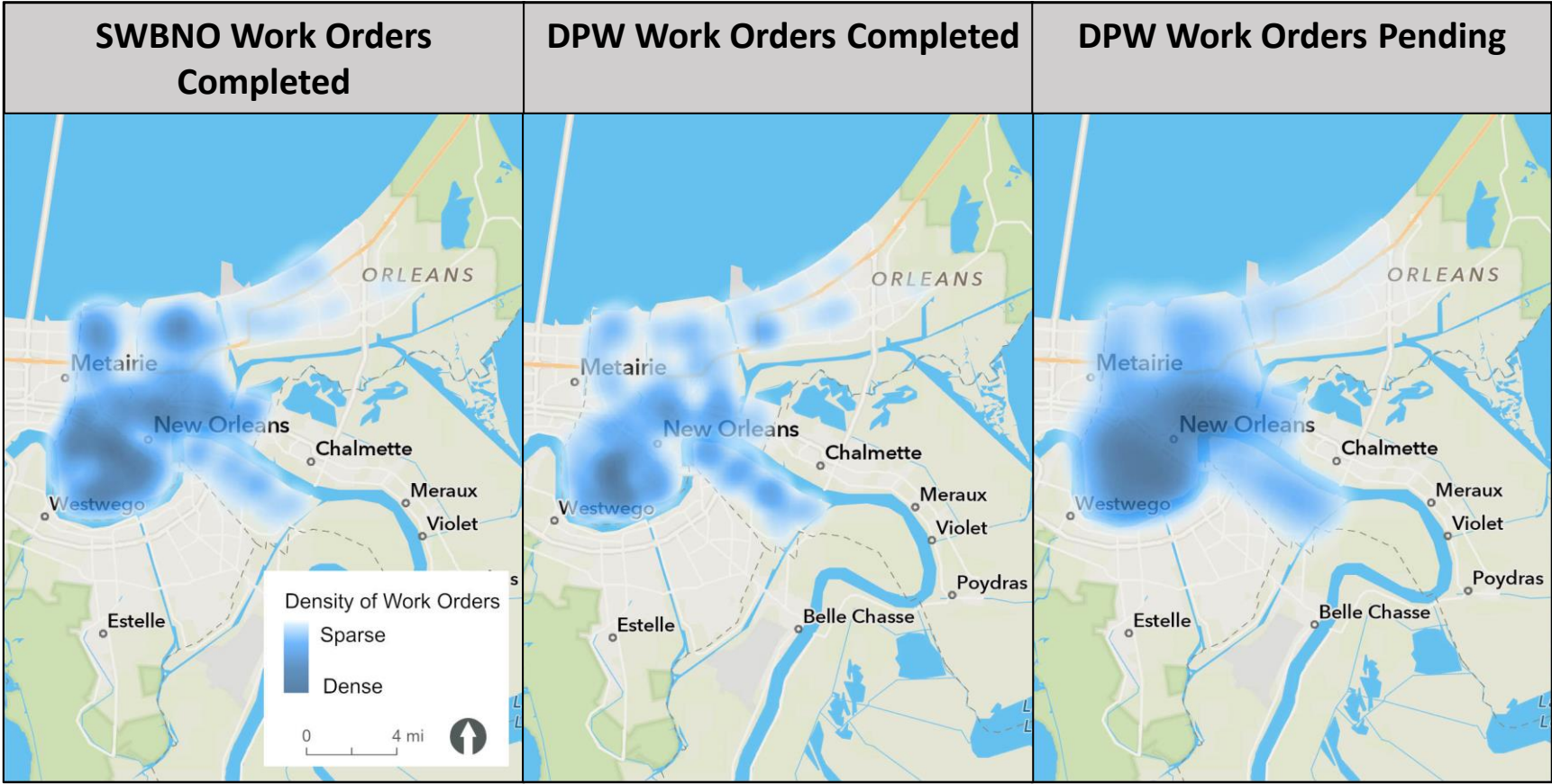
Additional funds secured for
paving from Infrastructure
Advisory Board

Year-End Goal

Reduce current paving
backlog from 3000 to 600-
1000 by end of 2023



Pavement Progress Heatmap






Sycamore Filter Gallery Update

Improvements to 13 of 18 Filters completed by August 2023:

- 6 Previously-Inactive Filters will be in service by August
- Cost: \$600,000 Per Filter for Steel, Valves, and Media

Scope of Current Work:

- Structural Steel, Pipe Hangers, and Pipe Cradle Replacement
- Re-casting Concrete Pedestal Bases for Structural Steel
- Process Valve and Actuator Removal and Replacement
- Filter Media Removal and Replacement
- Control Table Modifications



Sycamore Filter Gallery Improvements



Delery Tubes – Old and New

Sycamore Filter Gallery Improvements



Filter Media – Before and After


Sycamore Filter Gallery Improvements



Steel, Hangers, and Cradles – Before and After



Wastewater Treatment Improvements



1972

**Last renovations on
Wastewater
Treatment Plants**



In 2023:

- Commitment of \$39 Million from LDEQ Revolving Loan Fund
 - Final design for projects needed to close loan
 - Design expected in January 2024

Includes improvement to both East and Westbank facilities



Customer Service

New Meter Reading Strategy

95+%

read in first six months
(compared to 60-80%)

✓ **Goal Met**

More Accurate and actual reads
for all customers

18% Fewer

Bill disputes initiated year over year in Q4



City Council Billing Ordinance Action Plan:

Door Hangers

- Implementing program
 - Letting customers know we were onsite to read their meter

Software Investment

- Upgrades to handhelds to have the capability to take a picture of the meter with timestamp date and actual read
 - Information will be available to customers, especially cases of disputed bills
 - In line with our Focus Area of Technology Modernization



Workforce Development

Job Fair on June 9

- Over 900 job seekers attended
- Over 20 SWBNO Departments represented
- 13 other participating employers
- Application room for on-site applications
- On-the-spot interviews and drug testing
- Over 180 applications received on-site
- Currently processing drug testing and background check results to finalize new hires.





Stakeholder Engagement

Power Complex and Water Treatment Plant Tours

- AmeriCorps
- New Orleans Chamber of Commerce
- American Society of Civil Engineers NOLA
- Customer Advisory Committee

Community Meetings

- Central Carrollton Neighborhood Association
- District B Town Hall
- Huntlee Neighborhood Association
- Treme Center in partnership with Water Collaborative
- RoadWorkNOLA Infrastructure Open House series



*To schedule a tour or community meeting,
please email outreach@swbno.org*



"RE-BUILDING THE CITY'S WATER SYSTEMS FOR THE 21ST CENTURY"

Sewerage & Water Board OF NEW ORLEANS

LATOYA CANTRELL, PRESIDENT

625 ST. JOSEPH STREET
NEW ORLEANS, LA 70165 • 504-529-2837 OR 52W-ATER
www.swbno.org

June 20, 2023

The Finance and Administration Committee met on Tuesday, June 20, 2023, in the Executive Boardroom. The meeting convened at approximately 9:00 A.M.

1. ROLL CALL

Present:

Director Lynes Sloss
Director Alejandra Guzman
Director Joseph Peychaud

Absent:

Director Janet Howard
Director Carol Markowitz

2. CASH FLOW OVERVIEW

Mr. Grey Lewis, Chief Financial Officer, presented an update on the April 2023 financial results and liquidity position, as it is critical that SWBNO maintain sufficient cash flow levels to continue operations, and meet bond covenant requirements. The April 2023 Water and Sewer cash levels (181 and 265 Days Cash on Hand, respectively) exceed the minimum and target thresholds based on month end cash and budgeted expenses and additionally Debt Service Coverage is within the budgeted forecast. May collections were \$24.65m (highest of the fiscal year) while April collections were lower at \$19.7m resulting in a 2% increase in aged customer receivables of 2% or 1.3m.

April billed revenues (\$23.5m) were lower than April 2022 (25.6m). April operating expenses (\$21.9m) were lower than budgeted for the month based on conservatively budgeted FY23 amounts and lower than a year ago (\$25.9m) primarily due to timing of vendor invoices, management will continue to monitor. The FY22 yearend fiscal external audit is wrapping up and on track to be completed in June with the filing of the Annual Comprehensive Financial Report to the Louisiana Legislative Auditor.

The F&A committee also received an update on Customer Service Statistics - disputed accounts were approximately flat at 3,571 (<3% total Accounts) at the end of April. Average days to close a customer investigation decreased to 72 days from 79 days last month. Consistent collections practices continue to be a primary focus with the collection ratio over last twelve months ended April 2023 improving relative to the last twelve months ended April 2022.

3. **ACTION ITEMS**

- Resolution (R-082-2023) Sewerage and Water Board Of New Orleans Preliminary Approval for Sewerage System Bonds
 - **Director Alejandra Guzman moved to accept R-082-2023 as amended. Director Joseph Psychaud seconded. The motion carried.**
- Resolution (R-065-2023) Authorization for Amendment No. 4 to The Maintenance And Support Agreement Between The Sewerage And Water Board Of New Orleans And Cogsdale Corporation
 - **Director Joseph Psychaud moved to accept R-065-2023. Director Alejandra Guzman seconded. The motion carried.**

GENERAL SUPERINTENDENT'S REPORT

CONTRACT AWARDS/RENEWALS

- Resolution (R-059-2023) Award of Contract 2165 Transmission Main Replacement Program South Claiborne Avenue (Louisiana Avenue -Third Street), TM011 Between the Sewerage and Water Board of New Orleans and Cycle Construction Company, LLC
 - **Director Joseph Psychaud moved to accept Contract Awards/Renewals. Director Alejandra Guzman seconded. The motion carried.**

CONTRACT CHANGE ORDERS

- Resolution (R-058-2023) Ratification of Change Order No. 1 for Contract 2159 – Water Main Point Repair, Water Service Connection, Water Valve and Fire Hydrant Replacement at Various Sites Throughout Orleans Parish Between the Sewerage and Water Board of New Orleans and Boh Bros Construction Co., LLC
- Resolution (R-066-2023) Authorization of Change Order No. 3 for Contract 1376 – Water Hammer Hazard Mitigation Program – Panola and High Lift Pumping Stations

Improvements Between the Sewerage and Water Board of New Orleans and M.R. Pittman Group, LLC

- Resolution (R-067-2023) Ratification of Change Order No. 14 for Contract 1377 – Water Hammer Hazard Mitigation Program – Claiborne Ave Pumping Station and Off-Site Improvements Between the Sewerage and Water Board of New Orleans and M.R. Pittman Group, LLC
- Resolution (R-069-2023) Ratification of Change Order No. 1 CN 2155 Transmission Main Replacement - S. Claiborne (Versailles – Upperline) per FEMA JIRR Project Worksheet (PW) 21031 & PW21032 Between the Sewerage and Water Board of New Orleans and BLD Services, LLC
- Resolution (R-072-2023) Authorization of Change Order No. 1 for Contract 8168 – Repaving Open Cuts in Driveways and Sidewalks Resulting from Underground Utility Repairs Between the Sewerage and Water Board of New Orleans and CMG Pipelines, Inc
 - **Director Joseph Peychaud moved to accept Contract Change Orders. Director Alejandra Guzman seconded. The motion carried.**

CONTRACT AMENDMENTS

- Resolution (R-046-2023) Authorization of Amendment No. 4 to the Professional Services Agreement to Provide Assessments, Design, Construction and Program Management Services for the Southeast Louisiana Urban Flood Control Program Between the Sewerage and Water Board of New Orleans and BCG Engineering and Consulting, Inc.
- Resolution (R-070-2023) Authorization of Amendment No. 12 to the Professional Services engineering and design services for the Water Line Replacement Program for the Leonidas, Marlyville-Fountainbleau, East Carrollton and Black Pearl neighborhoods Between the Sewerage and Water Board of New Orleans and Linfield, Hunter and Junius, Inc.
- Resolution (R-073-2023) Authorization of Amendment No. 7 to the Professional Services engineering and design services for the Water Line Replacement Program for the Read Blvd East, Read Blvd West, Village de L'est neighborhoods Between the Sewerage and Water Board of New Orleans and ECM Consultants, Inc.
 - **Director Alejandra Guzman moved to accept Contract Amendments. Director Joseph Peychaud seconded. The motion carried.**

CONTRACT FINAL ACCEPTANCE

- Resolution (R-068-2023) Final Acceptance of Contract 1377 – Water Hammer Hazard Mitigation Program – Claiborne Ave Pumping Station and Off-Site Improvements

- **Director Joseph Peychaud moved to accept Final Acceptance. Director Alejandra Guzman seconded. The motion carried.**

4. **INFORMATION ITEMS** –

The information items were received.

5. **PUBLIC COMMENT** –

None.

6. **ADJOURNMENT**

There being no further business to come before the Finance and Administration Committee Meeting. The meeting adjourned at approximately 9:41 AM.

Respectfully submitted,

Lynes Sloss, Chair



"RE-BUILDING THE CITY'S WATER SYSTEMS FOR THE 21ST CENTURY"

EMPLOYEES' RETIREMENT SYSTEM OF THE Sewerage & Water Board OF NEW ORLEANS

LaToya Cantrell, President

625 ST. JOSEPH STREET
NEW ORLEANS, LA 70165 • 504-529-2837 OR 52W-ATER
www.swbno.org

June 14, 2023

The Pension Committee met on Wednesday, June 14, 2023, in the Executive Boardroom. The meeting convened at approximately 10:32 A.M.

Present:

Director Joseph Peychaud
Ms. Rebecca Johnsey
Mr. Kenneth Davis, Sr.
Mr. Mubashir Maqbool
Mr. Harold Heller

Other Board Members Present:

N/A

Absent:

Director Maurice Sholas
Director Carol Markowitz

Also in attendance: Executive Director Ghassan Korban; Special Counsel Yolanda Grinstead; Deputy Special Counsel, Mr. Ed Morris; Mr. E. Grey Lewis, Chief Financial Officer; Mr. Kweku Obed, Marquette and Associates, Inc.

PRESENTATION ITEMS

Director Peychaud introduced Mr. Kweku Obed, Marquette and Associates, Inc., who provided an update on the Executive Summary of the May 2023 Market Performance and the Asset Allocation Transition Reports. Mr. Obed also gave an update on the search for diverse managers that will provide the best performance portfolio for the organization and the process of providing recommendations.

INFORMATION ITEMS

The information items were received. Director Peychaud gave a statement addressing the Pension request letters.

PUBLIC COMMENT

None.

ADJOURNMENT

There being no further business to come before the Pension Committee, Director Peychaud made a motion to adjourn. Mr. Heller accepted. Mr. Maqbool seconded. The motion carried. The meeting adjourned at approximately 11:21 A.M.

Respectfully submitted,

Mr. Joseph Peychaud, Chair

**SEWERAGE AND WATER BOARD OF NEW ORLEANS PRELIMINARY APPROVAL
FOR SEWERAGE SYSTEM BONDS**

The following resolution was offered by _____ and seconded by _____:

RESOLUTION

A resolution giving preliminary approval to the issuance of not exceeding Eighty Million Dollars (\$80,000,000) Sewerage Service Revenue Bonds of the City of New Orleans, Louisiana, in one or more series; and providing for other matters in connection therewith.

WHEREAS, the Sewerage and Water Board of New Orleans (the "Sewerage and Water Board") is authorized to issue bonds in the name of the City of New Orleans, Louisiana (the "City"), payable solely out of the revenues derived from sewerage service charges and related revenues for purposes relating to the sewerage system of the City; and

WHEREAS, the Sewerage and Water Board adopted a General Sewerage Service Revenue Bond Resolution on May 21, 2014 (the "General Bond Resolution"), authorizing the issuance from time to time of Sewerage Service Revenue Bonds of the City, as supplemented through the Eighth Supplemental Sewerage Service Revenue Bond Resolution; and

WHEREAS, all Sewerage Service Revenue Bonds of the City are administered by the Board of Liquidation, City Debt (the "Board of Liquidation"); and

WHEREAS, the City proposes that the Bonds will be issued in the manner prescribed by and under the authority of Part III of Chapter 9 of Title 33 of the Revised Statutes of Louisiana, as amended, and other constitutional and statutory authority (the "Act"), including La. R.S. 30:2301 *et seq.*; and

WHEREAS, the Sewerage and Water Board desires to authorize the issuance of Sewerage Service Revenue Bonds to finance the Costs of Capital Improvements (each as defined in the General Bond Resolution); and

NOW, THEREFORE, BE IT RESOLVED by the Sewerage and Water Board of New Orleans, as follows:

SECTION 1. Preliminary Approval of Bonds. Pursuant to the provisions of the Act, preliminary approval is given to the issuance of not exceeding Eighty Million Dollars (\$80,000,000) of Sewerage Service Revenue Bonds of the City of New Orleans, Louisiana, in one or more series (collectively, the "Bonds"), to be issued for the purpose of paying Costs of Capital Improvements and paying the Costs of Issuance associated therewith (all as defined in the General Bond Resolution). The Bonds shall bear interest at a rate or rates not to exceed 0.95% per annum,

to be determined by subsequent resolution of the Board of Liquidation at the time of the sale of the Bonds, and shall mature no later than twenty-two (22) years from the date thereof. The Bonds shall be issued in fully registered form and shall have such additional terms and provisions as may be determined by the Sewerage and Water Board and the Board of Liquidation at the time of the sale of the Bonds. The Bonds, equally with the City's other sewerage service revenue bonds outstanding under the General Bond Resolution, to be payable out of revenues derived from sewerage service charges for purposes related to the sewerage system of the City (the "Sewerage System") after provision has been made for the payment from said revenues of the costs of operating and maintaining the Sewerage System.

SECTION 2. **State Bond Commission**. Application is hereby made to the State Bond Commission, Baton Rouge, Louisiana, for approval of the issuance and sale of the Bonds, and co-bond counsel are directed to make application to the State Bond Commission in accordance with the foregoing on behalf of the Sewerage and Water Board.

By virtue of applicant/issuer's application for, acceptance and utilization of the benefits of the Louisiana State Bond Commission's approval(s) resolved and set forth herein, it resolves that it understands and agrees that such approval(s) are expressly conditioned upon, and it further resolves that it understands, agrees and binds itself, its successors and assigns to, full and continuing compliance with the "State Bond Commission Policy on Approval of Proposed Use of Swaps, or other forms of Derivative Products Hedges, Etc.", adopted by the Commission on July 20, 2006, as to the borrowing(s) and other matter(s) subject to the approval(s), including subsequent application and approval under said Policy of the implementation or use of any swap(s) or other product(s) or enhancement(s) covered thereby.

SECTION 3. **Request for Approval**. A certified copy of this resolution shall be furnished to the Board of Liquidation and the Council of the City. The Sewerage and Water Board hereby requests that the Board of Liquidation and the Council of the City approve this resolution and any other resolutions of the Sewerage and Water Board providing for the issuance of the Bonds, if required by law.

SECTION 4. **Authorization**. The President and the Executive Director of the Sewerage and Water Board be and they are hereby authorized and directed to take all further action as may be necessary and appropriate to effectuate and implement this Resolution.

SECTION 5. **Repealer**. Resolution R-062-2022, entitled, "A resolution giving preliminary approval to the issuance of not exceeding Thirty-Five Million Dollars (\$35,000,000) Sewerage Service Revenue Bonds of the City of New Orleans, Louisiana; and providing for other matters in connection therewith," which was adopted by the Sewerage and Water Board on April 20, 2022, is hereby rescinded and repealed and shall be replaced with this Resolution.

This resolution having been submitted to a vote, the vote thereon was as follows:

<u>Member</u>	<u>Yea</u>	<u>Nay</u>	<u>Absent</u>	<u>Abstaining</u>
Mayor LaToya Cantrell				
Robin Barnes				
Tamika Duplessis, Ph. D				
Alejandra Guzman				
Janet Howard				
Carol A. Markowitz				
Freddie King III				
Joseph Peychaud				
Lynes R. "Poco" Sloss				
Maurice G. Sholas				
Nichelle Taylor				

And the resolution was declared adopted on this 21st day of June, 2023.

STATE OF LOUISIANA

PARISH OF ORLEANS

I, the undersigned Executive Director of the Sewerage and Water Board of New Orleans (the "Sewerage and Water Board"), do hereby certify that the foregoing pages constitute a true and correct copy of a resolution adopted by the Sewerage and Water Board on June 21, 2023, giving preliminary approval to the issuance of not exceeding Eighty Million Dollars (\$80,000,000) of Sewerage Service Revenue Bonds of the City of New Orleans, Louisiana, in one or more series; and providing for other matters in connection therewith.

IN FAITH WHEREOF, witness my official signature on this, the 21st day of June, 2023.

Executive Director of the Sewerage
and Water Board of New Orleans

AUTHORIZATION FOR AMENDMENT NO. 4 TO THE MAINTENANCE AND SUPPORT AGREEMENT BETWEEN THE SEWERAGE AND WATER BOARD OF NEW ORLEANS AND COGSDALE CORPORATION

WHEREAS, the Sewerage and Water Board of New Orleans (“Board”) and Cogsdale Corporation (“Consultant”) are parties to a Support and Maintenance Agreement dated July 29, 2014 (the ("Original Agreement") for Contractor to provide support and maintenance services related to specific software licensed to the Board by Consultant, and

WHEREAS, the Original Agreement was entered into as the result of a Request for Proposals (“RFP”) issued by the Board for a Customer Information Systems Solution (“CIS” or “CIS Solution”) that resulted in three (3) separate agreements each dealing with a separate aspect of the CIS Solution – a Software License Agreement, a Software Implementation Services Agreement, and the Original Agreement; and

WHEREAS, all three agreements were amended in April 2017 as documented in Amendment No. 1 to reflect and incorporate the addition and enhancement of licensing, implementation, and support and maintenance services relating to the HR & Payroll System (“HRP Solution”) selected under an Invitation to Bid for upgrading the preexisting HR and Payroll Systems of the Board; and

WHEREAS, on July 14, 2021, the Board of Directors of the Board approved Resolution R-092-2021 authorizing the execution of Amendment No. 2 to provide additional professional assistance with year-end system upgrades for Cogsdale CSM, Great Plains Dynamics Platform (GP) HRP Solution, and other third-party software upgrades, programming, troubleshooting, staff training, and professional services for a number of planned projects: and

WHEREAS, the initial term of Amendment No. 2 was for one year (August 5, 2021 thru August 4, 2022), with two one-year renewals at an annual cost not to exceed \$315,000; and

WHEREAS, at the Board meeting on October 26, 2022, the Board approved the first of two one-year (August 5, 2022 thru August 4, 2023) renewals at a cost not to exceed \$315,000; and

WHEREAS, the Board now hereby desires to exercise its second and final one-year renewal option.

NOW THEREFORE BE IT RESOLVED, that the President or President Pro Tem of the Board be and is hereby authorized to execute Amendment No. 4 to the Maintenance and Support Agreement between the Board and Consultant for an additional one year term for additional services to upgrade CSM, HRP, GP and other, third-party systems and programs, including software programming, troubleshooting, and correcting issues.

I, Ghassan Korban, Executive Director,
Sewerage and Water Board of New Orleans,
do hereby certify that the above and foregoing
is a true and correct copy of a resolution adopted
at the Regular Meeting of said Board,
duly called and held, according to law, on
June 21, 2023.

Ghassan Korban,
EXECUTIVE DIRECTOR

**GENERAL SUPERINTENDENT RECOMMENDATIONS
FOR THE JUNE 20, 2023
FINANCE AND ADMINISTRATION COMMITTEE MEETING**

A listing of the bids, change orders, amendments and final acceptances received during the month of May 2023 is included in the following report. A summary is attached for your review.

CONTRACT AWARDS/RENEWALS (1)

Page 3 R-059-2023	Award of Contract 2165 Transmission Main Replacement Program South Claiborne Avenue (Louisiana Avenue -Third Street), TM011 Between the Sewerage and Water Board of New Orleans and Cycle Construction Company, LLC
-------------------	---

CONTRACT CHANGE ORDERS (5)

Page 6 R-058-2023	Ratification of Change Order No. 1 for Contract 2159 – Water Main Point Repair, Water Service Connection, Water Valve and Fire Hydrant Replacement at Various Sites Throughout Orleans Parish Between the Sewerage and Water Board of New Orleans and Boh Bros Construction Co., LLC
-------------------	--

Page 9 R-066-2023	Authorization of Change Order No. 3 for Contract 1376 – Water Hammer Hazard Mitigation Program – Panola and High Lift Pumping Stations Improvements Between the Sewerage and Water Board of New Orleans and M.R. Pittman Group, LLC
-------------------	---

Page 13 R-067-2023	Ratification of Change Order No. 14 for Contract 1377 – Water Hammer Hazard Mitigation Program – Claiborne Ave Pumping Station and Off-Site Improvements Between the Sewerage and Water Board of New Orleans and M.R. Pittman Group, LLC
--------------------	--

Page 19 R-069-2023	Ratification of Change Order No. 1 CN 2155 Transmission Main Replacement - S. Claiborne (Versailles – Upperline) per FEMA JIRR Project Worksheet (PW) 21031 & PW21032 Between the Sewerage and Water Board of New Orleans and BLD Services, LLC
--------------------	---

Page 23 R-072-2023	Authorization of Change Order No. 1 for Contract 8168 – Repaving Open Cuts in Driveways and Sidewalks Resulting from Underground Utility Repairs Between the Sewerage and Water Board of New Orleans and CMG Pipelines, Inc
--------------------	---

CONTRACT AMENDMENTS (3)

- Page 27 R-046-2023 Authorization of Amendment No. 4 to the Professional Services Agreement to Provide Assessments, Design, Construction and Program Management Services for the Southeast Louisiana Urban Flood Control Program Between the Sewerage and Water Board of New Orleans and BCG Engineering and Consulting, Inc
- Page 31 R-070-2023 Authorization of Amendment No. 12 to the Professional Services engineering and design services for the Water Line Replacement Program for the Leonidas, Marlyville-Fountainbleau, East Carrollton and Black Pearl neighborhoods Between the Sewerage and Water Board of New Orleans and Linfield, Hunter and Junius, Inc.
- Page 36 R-073-2023 Authorization of Amendment No. 7 to the Professional Services engineering and design services for the Water Line Replacement Program for the Read Blvd East, Read Blvd West, Village de L'est neighborhoods Between the Sewerage and Water Board of New Orleans and ECM Consultants, Inc.

CONTRACT FINAL ACCEPTANCE (1)

- Page 40 R-068-2023 Final Acceptance of Contract 1377 – Water Hammer Hazard Mitigation Program – Claiborne Ave Pumping Station and Off-Site Improvements

**CONTRACT 2165 – TRANSMISSION MAIN REPLACEMENT PROGRAM –
SOUTH CLAIBORNE AVENUE (LOUISIANA AVENUE TO THIRD STREET) -
TM011 - PROJECT NO. PW20694, 2023-SWB-06.**

WHEREAS, the Sewerage and Water Board of New Orleans advertised to the public a request for an invitation to bid Contract 2165 - Transmission Main Replacement Program - South Claiborne Avenue (Louisiana Avenue to Third Street), TM011 project No. PW20694, 2023-SWB-06 on May 16, 2023; and,

WHEREAS, five (5) bids were received on May 16, 2023 for the above referenced contract; and

WHEREAS, on May 16, 2023, the following bids were opened:

- | | |
|-----------------------------------|-----------------|
| 1. Cycle Construction Co., LLC | \$11,139,453.00 |
| 2. BLD Services, LLC | \$11,968,753.00 |
| 3. Beverly Construction Co., LLC | \$12,239,770.75 |
| 4. Boh Bros Construction Co., LLC | \$14,389,697.00 |
| 5. Wallace C. Drennan, Inc | \$22,866,570.00 |

WHEREAS, the lowest responsive and responsible bid was determined to be from Cycle Construction Company, LLC with the total base bid of \$11,139,453.00, and is recommended for award;

NOW, THEREFORE BE IT RESOLVED, that the bid from Cycle Construction Co., LLC in the amount of \$11,139,453.00 is hereby accepted for Contract 2165-Transmission Main Replacement Program-South Claiborne Avenue (Louisiana Avenue to Third St) TM011 is awarded to Cycle Construction Company, LLC as the responsible and responsive low bidder.

I, Ghassan Korban, Executive Director, Sewerage
and Water Board of New Orleans, do hereby
certify that the above and foregoing is a true and
correct copy of a resolution adopted at the Regular
Meeting of the said Board, duly called and held,
according to law, on June 21, 2023

Ghassan Korban
EXECUTIVE DIRECTOR
SEWERAGE AND WATER BOARD OF NEW ORLEANS

Sewerage and Water Board of New Orleans
BOARD OF DIRECTORS CONTRACTOR FACT SHEET



ACTION REQUESTED

CONTRACT AWARD

Construction of Contract Number CN 2165 - TM011 Claiborne (Louisiana Avenue to Third Street) Water Transmission Main Project

Authorization to execute a Contract between the Sewerage and Water Board and Cycle Construction Company, LLC in the amount of \$11,139,453.00.

CONTRACTOR/SUB/VENDOR INFORMATION

		DBE PARTICIPATION	
PRIME	SUBS	GOAL	To Date
Cycle Construction Company, LLC			0.00%
			0.00%
			0.00%
Total		0.00%	0.00%

DESCRIPTION AND PURPOSE

Original Contract Value	\$11,139,453.00
Has a NTP been Issued	No
Total Revised Contract Value	\$11,139,453.00
Original Contract Completion Date	330 Calendar Days
Proposed Contract Completion Date	7/31/2024

Purpose and Scope of the Contract:

Furnishing all materials, equipment, supplies, and appurtenances; providing all construction equipment, and tools; and performing all necessary labor and supervision to fully complete CN 2165 also known as TM011: the 48 inch transmission water mains along Claiborne Avenue and Third Street. The water mains will be replaced with ductile iron Pipe and then reconnected to the existing water main or installing new pipe.

Spending to Date:

Cumulative Contract Amount (as of 6/21/2023)	\$0.00
Cumulative Contract Spending (as of 6/21/2023)	\$0.00

Contractor's Performance:

Initial Award.

PROCUREMENT INFORMATION

Contract Type	ITB	Award Based On	Low Responsive
Commodity	Public Works Construction	Contract Number	2165
Contractor Market	Formal Bid Law with DBE participation.		
Compliance with Procurement Laws?	Yes X No		

BUDGET INFORMATION

Funding	CP 175-13	Department	JIRR
System	Water	Project Manager	Randall Schexnayder
Job Number	A1173FEM	Purchase Order #	TBD

ESTIMATED FUND SOURCE

User	Share%	Dollar Amount	Reimbursable?
Sewer System	0%		
Water System	100%	\$11,139,453.00	FEMA & CNO - 100%
Drainage System	0%		
TOTAL		\$ 11,139,453.00	

I certify that this contract action complies with all Sewerage and Water Board procurement policies and guidance, ethics rules and meets necessary regulatory requirements, including compliance with financing sources.

Mark D Van Hala, PE
Program Administrator
Joint Infrastructure Recovery Request

CHANGE ORDER NO. 1 FOR CONTRACT 2159 – Water Main Point Repair, Water Service Connection, Water Valve and Fire Hydrant Replacement at Various Sites throughout Orleans Parish

WHEREAS, the Sewerage and Water Board of New Orleans entered into Contract 2159 with Boh Bros. Construction Co., LLC on April 12, 2022, for the amount of \$1,095,075.00 with two (2) optional, one-year renewals (R-021-2022); and,

WHEREAS, Boh Bros. Construction Co., L.L.C. on was awarded a one-year Contract Renewal No. 1 on October 26, 2022, in the amount of \$1,095,075.00 (R-128-2022) bringing the total contract amount to \$2,190,150.00; and,

WHEREAS, this Change Order No. 1 will increase total contract value by the amount of \$285,000.00; which represents a 13% change in the contract amount; and,

WHEREAS, this Change Order No. 1 will extend the contract duration by zero (0) days and bring the contract amount to a total of \$2,475,150.00; and,

NOW THEREFORE BE IT RESOLVED, the approval of Change Order No.1 for Contract No. 2159 is ratified by the Sewerage and Water Board of New Orleans.

I, Ghassan Korban, Executive Director, Sewerage and Water Board of New Orleans, do hereby certify that the above and foregoing is a true and correct copy of a resolution adopted at the Regular Meeting of the said Board, duly called and held, according to law, on June 21, 2023.

Ghassan Korban,
Executive Director
SEWERAGE AND WATER BOARD OF NEW ORLEANS

**Sewerage and Water Board of New Orleans
BOARD OF DIRECTORS CONTRACTOR FACT SHEET**



ACTION REQUESTED

CONTRACT CHANGE ORDER #1 FOR CONTRACT 2159

CONTRACT 2159: Water Main Point Repair, Water Service Connection, Water Valve and Fire Hydrant Replacement at Various Sites throughout Orleans Parish

Approval to modify Contract 2159, between the Sewerage and Water Board and Boh Bros. Construction Co., LLC, in the amount of \$285,000.00

CONTRACTOR/SUB/VENDOR INFORMATION

		DBE PARTICIPATION	
PRIME	SUBS	TARGET	ACTUAL
<i>Boh Bros. Construction Co., LLC</i>	<i>Industry Junction, Inc.</i>	32.27%	14.78%
	<i>Prince Dump Truck Services, LLC</i>	4.43%	0.00%
	<i>T&L Sons Trucking, LLC</i>	0.00%	5.76%
	<i>C&M Construction Group, LLC</i>	0.00%	9.14%
	<i>Traffic Commander, LLC</i>	0.00%	1.15%
	<i>Traffic Control Products Co of LA</i>	0.00%	0.88%
	<i>ITS Regional</i>	0.00%	0.68%
	<i>Landrieu Concrete</i>	0.00%	0.17%
	<i>Twin Shores Landscape and Const. Services</i>	0.00%	0.07%
	<i>J Star Enterprises, Inc</i>	0.00%	0.47%
	<i>Urban Systems, Inc</i>	0.00%	0.24%
Total		36.70%	33.34%

DESCRIPTION AND PURPOSE

Original Contract Value	\$1,095,075.00
Previous Change Orders	\$1,095,075.00
% Change of Contract To Date	100.0%
Value of Requested Change	\$285,000.00
% For This Change Order	13.0%
Has a NTP been Issued	Yes
Total Revised Contract Value	\$2,475,150.00
% Total Change of Contract	126.0%
Original Contract Completion Date	3/30/2023
Previously Approved Extensions (Days)	365
Time Extension Requested (Days)	0
Proposed Contract Completion Date	3/29/2024

Purpose and Scope of the Contract:

This contract is a maintenance contract required in order to water point repairs, water service connections, water valve and hydrant replacements throughout Orleans parish.

Reason for Change:

Error/Omission <input type="checkbox"/>	Differing Site Condition <input type="checkbox"/>	Regulatory Requirement <input type="checkbox"/>
Design Change <input type="checkbox"/>	Other <u>Additional Funds</u> <input checked="" type="checkbox"/>	

The reason for this change order is to add necessary funds to have Boh Bros Construction complete work restoration of work already performed under this contract. This is required in order to provide adequate final restorations to areas where point repairs, service connections, replacements of valves and hydrants were made for the water systems throughout Orleans Parish. The repairs made are required to maintain a properly functioning water system throughout Orleans Parish.

Spending to Date:

Cumulative Contract Amount (as of 3/29/2023)	\$2,190,150.00
Cumulative Contract Spending (as of 3/29/2023)	\$2,186,740.85

Contractor's Past Performance:

The contractor's performance has been satisfactory to date.

PROCUREMENT INFORMATION

Contract Type	Fixed Unit Rate	Award Based On	Lowest Competitive Bid
Commodity	Construction Services	Contract Number	2159
Contractor Market	Open Market with DBE participation		
Compliance with Procurement Laws?	Yes <input checked="" type="checkbox"/> No <input type="checkbox"/>	CMRC Date (if nec.) :	

BUDGET INFORMATION

Funding	O & M 6620/4406	Department	Networks
System	Water	Project Manager	Ashraf Abdelbaqi
Job Number	2159	Purchase Order #	6000040 PG2022

ESTIMATED FUND SOURCE

User	Share%	Dollar Amount	Reimbursable?
Sewer System			
Water System	100%	\$285,000.00	No
Drainage System			
TOTAL		\$285,000.00	

I certify that this contract action complies with all Sewerage and Water Board procurement policies and guidance, ethics rules and meets necessary regulatory requirements, including compliance with financing sources.

Ashraf Abdelbaqi
Interim Chief of Networks
Networks Department

AUTHORIZATION OF CHANGE ORDER NO. 3 FOR CONTRACT 1376 – WATER HAMMER HAZARD MITIGATION PROGRAM – HIGH LIFT PUMP ROOM AND PANOLA PUMPING STATION AND HIGH LIFT PUMPING STATIONS

WHEREAS, on December 15, 2021, by Resolution R-127-2021, the Sewerage and Water Board of New Orleans awarded Contract 1376 to M.R. Pittman Group, LLC in the amount of \$20,130,000.00 for Water Hammer Hazard Mitigation Program – High Lift Pump Room and Panola Pumping Station Improvements; and,

WHEREAS, the Executive Director, by ED-009-2023 approved Change Order 1 authorized the addition of Special Conditions for FEMA Compliance to the Contract Specifications per FEMA’s guidance. This Change Order 1 did not change the Contract Times or Cost; and

WHEREAS, the Executive Director by ED-00X-2023 approved Change Order 2, decreasing the Contract Cost by \$662,138.62 and adding 118 days to the Contract Times. Change Order 2 included 11 Field Changes including piping modifications due to existing conditions, additional exploratory excavations, an additional pump inspection, changes to the pump rehabs as a response to discoveries made during the inspections of the pumps, a time extension due to the SWB’s inability to release Panola Pumping Station for operational reasons, deduction of a line stop from the contract, and mitigation of excessive water intrusion in the project site; and

WHEREAS, this Change Order 3 includes a Change to include the addition of an electric motor to High Lift Pumping Station. Since 1961, the High Lift Pumping Station, a critical component of the water distribution system, has been composed of two pumps driven by steam turbines. As the power plant primarily relied on steam for the steam-turbine generators, the configuration was practical and efficient. However, in recent years, Operations’ reliance on steam has reduced, and, in 2019, after a failure of High Lift Pump A’s gearbox, staff converted the steam driven pump to a pump with an electrically driven motor by procuring and installing one. In the following years, Pump B, the other steam-driven pump, experienced multiple failures, but maintenance staff returned the turbine to service each time. With that came the recommendation to replace the steam turbine with an electric motor to match Pump A. Staff requested a proposal from the contractor to purchase and install an electric motor on Pump B and commission the pump and motor at the same time. Performing this work at the same time maximizes efficiency and minimizes liability for staff; and

WHEREAS, This Change Order also reconciled pay items to align with the final quantities to the Contract Documents. This Change Order adds 87 days to the contract with a revised Substantial Completion date of August 6, 2024, and increases the Contract Amount by \$1,098,525.08 for a revised Contract Amount of \$20,566,386.46.

NOW THEREFORE BE IT RESOLVED, the approval of Change Order No. 3 for Contract 1376 is approved by the Sewerage and Water Board of New Orleans, increasing the Contract Amount by \$1,098,525.08 and adding 87 days to the Contract Times for a revised Contract Amount of \$20,566,386.46.

I, Ghassan Korban, Executive Director,
Sewerage and Water Board of New Orleans,
do hereby certify that the above and foregoing
is a true and correct copy of a resolution adopted
at the Regular Meeting of said Board,
duly called and held, according to law, on
June 21, 2023

Ghassan Korban,
EXECUTIVE DIRECTOR
SEWERAGE AND WATER BOARD OF NEW ORLEANS

**Sewerage and Water Board of New Orleans
BOARD OF DIRECTORS CONTRACTOR FACT SHEET**



ACTION REQUESTED

CONTRACT CHANGE ORDER NO. 003

CONTRACT No. 1376 Water Hammer Mitigation Program, High Lift Pump Room and Panola Pump Station Improvements

Approval to modify Contract No. 1376 in the amount of \$1,098,525.08

CONTRACTOR/SUB/VENDOR INFORMATION

DBE PARTICIPATION GOAL: 25%			
PRIME	SUBS	TARGET	ACTUAL (as of 04/30/2023)
<i>M.R. Pittman Group</i>	<i>The Beta Group</i>	0.40%	0.01%
	<i>Chester Electric, LLC</i>	9.80%	1.00%
	<i>Choice Supply Solutions, LLC</i>	12.00%	7.66%
	<i>Industry Junction, Inc.</i>	2.70%	0.00%
	<i>Landrieu Concrete & Cement Industries</i>	0.00%	0.01%
	<i>Landrieu Concrete & Cement Industries</i>	0.20%	0.00%
Total		25.10%	8.68%

DESCRIPTION AND PURPOSE

Original Contract Value	\$20,130,000.00
Previous Change Orders (1 thru 2)	(\$662,138.62)
% Change of Contract To Date	-3.3%
Value of Requested Change	\$1,098,525.08
% For This Change Order	5.5%
Has a NTP been Issued	Yes
Total Revised Contract Value	\$20,566,386.46
% Total Change of Contract	2.2%
Original Contract Completion Date	1/14/2024
Previously Approved Extensions (Days)	118
Time Extension Requested (Days)	87
Proposed Contract Completion Date	8/6/2024

Purpose and Scope of the Contract:

The contemplated project consists of general construction of the Claiborne Avenue Pump Station and Off-Site Improvements, rebuilding existing pumps, new electric pump motors with variable frequency drives (VFD's), vacuum priming system, building structures, concrete meter structures, valve and meter vaults, yard piping, site work, earthwork, traffic rerouting, valves and fittings, electrical, control and instrumentation equipment and integration and miscellaneous appurtenances. Work is primarily located at the Carrollton Water Purification Plant at 8800 S. Claiborne Ave for the Sewerage and Water Board of New Orleans, Owner. Off-site work is located at 8933 Stroelitz Street.

Reason for Change:

Error/Omission	Differing Site Condition	Regulatory Requirement
Design Change	Other <input checked="" type="checkbox"/> X <input type="checkbox"/>	

ITC-007 R2 Pump 220 Motor Addition: The contractor was requested to provide a proposal to convert pump 220 at High Lift Pump Room from steam driven to electric motor driven. This includes costs for all labor, equipment, materials or supplies to install a new motor and soft starter for Pump 220. This also includes pricing to provide exterior conduit and wire to supply power to the new motor. The contractor is requesting 87 additional calendar days added to the schedule without costs. **\$1,098,525.08 and 87 additional days.**

Cumulative Contract Amount (Not including this CO)	\$19,467,861.38
Cumulative Contract Spending (as of 04/30/2023)	\$9,039,515.72

Contractor's Past Performance:

M.R. Pittman Group, LLC. work on this project has been acceptable.

PROCUREMENT INFORMATION

Contract Type	Base Bid	Award Based On	Lowest Competitive Bid
Commodity	Public Works Construction	Contract Number	1376
Contractor Market	Public Bid with DBE participation		
Compliance with Procurement Laws?	Yes <input checked="" type="checkbox"/> X <input type="checkbox"/> No	CMRC Date (if nec.) :	6/1/2023

BUDGET INFORMATION

Funding	CP 175-01	Department	Mechanical Engineering
System	Water	Project Manager	Chris Bergeron
Job Number	01376FEM	Purchase Order #	PG2022600044

ESTIMATED FUND SOURCE

User	Share%	Dollar Amount	Reimbursable?
Sewer System	100%	\$1,098,525.08	No
Water System			
Drainage System			
FEMA PW 18836			
Other			
TOTAL		\$ 1,098,525.08	

I certify that this contract action complies with all Sewerage and Water Board procurement policies and guidance, ethics rules and meets necessary regulatory requirements, including compliance with financing sources.

Chris Bergeron
Engineering Division Manager
Mechanical Engineering

RATIFICATION OF CHANGE ORDER NO. 13 FOR CONTRACT 1377 – WATER HAMMER HAZARD MITIGATION PROGRAM – CLAIBORNE AVE. PUMPING STATION AND OFF-SITE IMPROVEMENTS

WHEREAS, on November 20, 2019, by Resolution R-175-2019, the Sewerage and Water Board of New Orleans awarded Contract 1377 to M.R. Pittman Group, LLC in the amount of \$35,345,100.00 for Water Hammer Hazard Mitigation Program – Claiborne Ave. Pumping Station and Off-Site Improvements; and

WHEREAS, the Board by Resolution R-053-2021 approved Change Order 1 on May 19, 2021, increasing the Contract Value by \$1,161,235.98. Change Order 1 included 21 Field Changes including a credit for a Frequency Converter rating requirement change, a VFD (variable frequency drive) Building Door Size increase, a credit for a VFD rating requirement change, cable and conduit changes for the VFD space heaters, a credit for changing an automatic transfer switch to a manual switch, a feeder cable size increase to match existing, 15 additional meter box installations in the Stroelitz St. project area, additional pump repair material for Pump 510, a change per the pump OEM for new packing base rings and shaft sleeves for the new design for all four new pumps, an upgrade for IFIX to iFIX Plus 300-point SCADA pack, asbestos testing of the seal water line, a change to the duplex sump pump system's electrical requirement, an updated cable schedule for the VFDs, a fire alarm monitoring system for the VFD building, a diver to inspect the balance valve in the clear well, additional line stops for the ground storage lines to isolate the piping for demolition, updating shoring post at the valve vaults, additions to the Storelitz waterline improvements, a reroute of feeder MDP-1 because of conflicts in the record drawings, and a time extension for exploratory excavation; and

WHEREAS, the Board by Resolution R-056-2021 approved Change Order 2 on June 16, 2021, increasing the Contract Value by \$261,260.92. Change Order 2 included 4 Field Changes including a change for utility exploration for conflicts in the front of the Claiborne Pumping Station, an adjustment to the 54" to 50" water main tie-in due to an elevation conflict the pipes, an adjustment to the low pressure pipe elevations to avoid conflicts, and a relocation of the breaker replacement to a more efficient location in the station; and

WHEREAS, the Board by Resolution R-079-2021 approved Change Order 3 on July 14, 2021, increasing the Contract Value by \$148,321.11. Change Order 3 included 3 Field Changes including a change for the 54" discharge header piping vertical offset adjustment to clear underneath the 72" drain line, the removal of the existing concrete pipe support found during exploratory excavation, and a change to the clearwell level transmitter from ultrasonic transmitters to radar; and

WHEREAS, the Board by Resolution R-088-2021 approved Change Order 4 on October 22, 2021, increasing the Contract Value by \$62,347.42. Change Order 4 included 2 Field Changes including the addition of a fiber optic cable to coordinate with the Contract 1370A project, and additional costs incurred by the Contractor at the request of the SWBNO to provide safety, security, and housekeeping measures for the Presidential Visit in May 2021; and

WHEREAS, the Board by Resolution R-012-2022 approved Change Order 5 on January 19, 2022, increasing the Contract Value by \$62,347.42. Change Order 5 included 3 Field Changes including additional wiring and PLC programming modifications to accommodate vibration monitoring sensors for all four pumps, a change to repair a leaking dresser coupling of an existing joint connection, and a contract extension due to Hurricane Ida; and

WHEREAS, the Board by Resolution R-025-2022 approved Change Order 6 on February 16, 2022, increasing the Contract Value by \$197,488.11. Change Order 6 included 2 Field Changes including the replacement of all existing windows in the Claiborne Pumping Station with hurricane-rated windows and the addition of an Uninterruptible Power Supply for the VFDs; and

WHEREAS, the Board by Resolution R-027-2022 approved Change Order 7 on March 16, 2022, increasing the Contract Value by \$683,246.26. Change Order 7 included 7 Field Changes, including the resolution of delays and additional linestops included in Change Order 1, costs and a time extension due to a delay of the pump testing, the installation of a new 12" water main extension for the West Power Complex, the addition of a new DC power circuit to the VFD protection relays, the addition of an alarm for the frequency changer, work associated with moving road barriers to allow SWBNO crews to access a valve vault in the South Claiborne Ave. construction area, and additional training sessions on the new VFDs; and

WHEREAS, the Board by Resolution R-079-2022 approved Change Order 8 on June 15, 2022, increasing the Contract Value by \$74,454.78. Change Order 8 includes 3 Field Changes, including costs to mitigate water leaking in front of the pumping station from the Clearwell, the addition of a pressure tap and valve on the discharge header, and additional valves for redundancy in isolating the vacuum system; and

WHEREAS, the Board by Resolution R-109-2022 approved Change Order 9 on September 21, 2022, increasing the Contract Value by \$53,727.88. Change Order 9 includes 4 Field Changes, including the replacement of a valve manhole structure uncovered during utility exploration, a retrofit to the existing switchgear to properly rewire the cabinet, a relocation of a cable tray that was in conflict with the construction sequence, and an additional 12" butterfly valve required for the water main extension; and

WHEREAS, the Board by Resolution R-122-2022 approved Change Order 10 on October 26, 2022, increasing the Contract Value by \$107,643.90. Change Order 10 included 1 Field Change to the reconstruction of South Claiborne Ave. at the Carrollton Water Plant's entrance to prevent any closures to the front plant entrance; and

WHEREAS, the Board by Resolution R-163-2022 approved Change Order 11 on December 14, 2022, increasing the Contract Value by \$40,226.35. Change Order 11 included 2 Field Changes to install a redundant seal water supply line in the pumping station and to fill holes left by removed equipment with terrazzo flooring to match the existing station floor; and

WHEREAS, the Board by Resolution R-028-2023 approved Change Order 12 on March 15, 2023, increasing the Contract Value by \$148,760,81. Change Order 12 included costs associated with conflicts found with the drainage system when rebuilding Claiborne Ave. and a redesign of a 12” waterline to mitigate a conflict with a 72” drain line; and

WHEREAS, the Board by Resolution R-048-2023 approved Change Order 13 on April 19, 2023, added of Special Conditions for FEMA Compliance documents to the Contract Documents; and

WHEREAS, this Change Order 14 includes 4 Field Changes to make final adjustments to a vault along Claiborne Ave., the grading to the green area along Eagle St., and to a meter vault to resolve a conflict. This Change Order also reconciled pay items to align with the final quantities to the Contract Documents. This Change Order adds 70 days to the contract with a Substantial Completion date of April 4, 2023, and decreases the Contract amount by \$87,286.65 for a final Contract total of \$38,265,655.47.

NOW THEREFORE BE IT RESOLVED, the approval of Change Order No. 14 for Contract 1377 is approved by the Sewerage and Water Board of New Orleans, decreasing the Contract Amount by \$87,286.65 and adding 70 days to the Contract Times for a revised Contract Amount of \$38,265,655.47.

I, Ghassan Korban, Executive Director,
Sewerage and Water Board of New Orleans,
do hereby certify that the above and foregoing
is a true and correct copy of a resolution adopted
at the Regular Meeting of said Board,
duly called and held, according to law, on
June 21, 2023

Ghassan Korban,
EXECUTIVE DIRECTOR
SEWERAGE AND WATER BOARD OF NEW ORLEANS

**Sewerage and Water Board of New Orleans
BOARD OF DIRECTORS CONTRACTOR FACT SHEET**



ACTION REQUESTED

CONTRACT CHANGE ORDER NO. 014

CONTRACT No. 1377 Water Hammer Mitigation Program, Claiborne Ave. Pump Station & Offsite Improvements

Approval to modify Contract No. 1377 in the amount of \$ (87,286.65)

CONTRACTOR/SUB/VENDOR INFORMATION

DBE PARTICIPATION GOAL: 36%			
PRIME	SUBS	TARGET	ACTUAL (as of 03/31/2023)
<i>M.R. Pittman Group</i>	<i>Bayou Concrete Pumping LLC</i>	0.50%	0.00%
	<i>Bayou Construction Group</i>	0.10%	0.10%
	<i>The Beta Group</i>	0.40%	0.25%
	<i>Choice Supply Solutions, LLC</i>	5.80%	5.75%
	<i>EBE Fencing</i>	0.10%	0.19%
	<i>Gainey's Concrete Products</i>	0.40%	0.40%
	<i>JEI Solutions, Inc.</i>	15.80%	11.70%
	<i>Landrieu Concrete & Cement Industries</i>	2.50%	1.80%
	<i>FP Richard, LLC, d/b/a Rue Contractors</i>	6.40%	4.20%
	<i>Thornhill Services, Inc.</i>	3.30%	2.10%
	<i>Traffic Commander</i>	0.70%	0.60%
	<i>Kass Bros., Inc.</i>	0.01%	0.00%
	<i>Waldo Brothers, Inc.</i>	0.10%	0.10%
Total		36.11%	27.19%

DESCRIPTION AND PURPOSE

Original Contract Value	\$35,345,100.00
Previous Change Orders (1 thru 13)	\$3,007,842.12
% Change of Contract To Date	8.5%
Value of Requested Change	(\$87,286.65)
% For This Change Order	-0.2%
<i>Has a NTP been Issued</i>	Yes
Total Revised Contract Value	\$38,265,655.47
% Total Change of Contract	8.3%
Original Contract Completion Date	6/27/2022
Previously Approved Extensions (Days)	211
Time Extension Requested (Calendar Days)	70
Proposed Contract Completion Date	4/4/2023

Purpose and Scope of the Contract:

The contemplated project consists of general construction of the Claiborne Avenue Pump Station and Off-Site Improvements, rebuilding existing pumps, new electric pump motors with variable frequency drives (VFD's), vacuum priming system, building structures, concrete meter structures, valve and meter vaults, yard piping, site work, earthwork, traffic rerouting, valves and fittings,

electrical, control and instrumentation equipment and integration and miscellaneous appurtenances. Work is primarily located at the Carrollton Water Purification Plant at 8800 S. Claiborne Ave for the Sewerage and Water Board of New Orleans, Owner. Off-site work is located at 8933 Stroelitz Street.

Reason for Change:

Error/Omission	Differing Site Condition	Regulatory Requirement
Design Change	Other <u> X </u>	

FCO-058 - WCD-044 Ground Storage Vault Adjustment The Sewerage and Water Board of New Orleans requested the contractor to adjust the elevation of the top of the vault for the Ground Storage line located on the east side of the construction site on Claiborne Ave to match the finished grade of the new green area. \$13,700.87 and 60 days added.

FCO-059 - WCD-045 – Grade Adjustment East of Eagle St. : WCD-045 was issued to regrade the northeast corner of the project site to provide proper drainage to an existing inlet on the SWBNO property. This work alleviates water from the SWMNO property from ponding within the ROW along Claiborne Ave. Because this request was added at the end of the project the Contractor is requesting 10 additional days be added so the work could be completed within the allowable contract time. \$4,591.24 and 10 days added.

FCO-060-WCD-047 – Meter Vault 540 Grating Adjustment for Ladder. The Sewerage and Water Board of New Orleans requested the contractor to provide a proposal to adjust the lower grating in the 540 meter vault because of a conflict with one of the new 50" PWTR lines. This adjustment will allow the lower ladder to be installed. \$8,823.92.

FCO-061-Close Out of Pay Items for 1377 Contract – This will allow the pay items to be zeroed out for the final billing. Utility
Exploration 0-6' ~~\$~~120,000.00
Utility Exploration 6'1" to 12' (F170) ~~\$~~(125,000.00)
Stroelitz 4" PVC Water Line (V100) ~~\$~~(1,500.00)
Stroelitz 6" PVC Water Line (V105) ~~\$~~(2,000.00)
Storelitz 8" PVC Water Line (V110) ~~\$~~(26,500.00)
Stroelitz 8" DIP Water Line (V115) ~~\$~~22,750.00
Stroelitz 8" Gate Valve (V120) ~~\$~~5,000.00
Stroelitz 10" Drain Pipe (V145) ~~\$~~200.00
Stroelitz Asphalt Pave Repair (V160) ~~\$~~(105,414.00)
Storelitz 5/8" – 1" House Conn (V165) ~~\$~~28,000.00
FCO-017-Increase Bid Item 10 by 2 ~~\$~~(10,000.00)
FCO-051 – Eagle Street Phasing ~~\$~~(19,938.68)
Final Billing Change \$ (114,402.58)

Spending to Date:

Cumulative Contract Amount (Not including this CO)	\$38,380,058.15
Cumulative Contract Spending (as of 3/31/2023)	\$38,238,439.00

Contractor's Past Performance:

M.R. Pittman Group, LLC. work on this project has been acceptable.

PROCUREMENT INFORMATION

Contract Type	Base Bid	Award Based On	Lowest Competitive Bid
Commodity	Public Works Construction	Contract Number	1377
Contractor Market	Public Bid with DBE participation		
Compliance with Procurement Laws?	Yes <input checked="" type="checkbox"/> No <input type="checkbox"/>	CMRC Date (if nec.):	6/1/2023

BUDGET INFORMATION

Funding	CP 175-01	Department	Mechanical Engineering
System	Water	Project Manager	Chris Bergeron
Job Number	01377FEM	Purchase Order #	PG2020600094

ESTIMATED FUND SOURCE

User	Share%	Dollar Amount	Reimbursable?
Sewer System	100%	\$ (87,286.65)	Yes
Water System			
Drainage System			
FEMA PW 18836			
Other			
TOTAL		\$ (87,286.65)	

I certify that this contract action complies with all Sewerage and Water Board procurement policies and guidance, ethics rules and meets necessary regulatory requirements, including compliance with financing sources.

Chris Bergeron
Engineering Division Manager
Mechanical Engineering

RATIFICATION OF CHANGE ORDER NO. 1 FOR CONTRACT 2155 – TRANSMISSION MAIN REPLACEMENT – S. CLAIBORNE (VERSAILLES – UPPERLINE) - TM003 - PER FEMA JIRR PROJECT WORKSHEETS 21031 & 21032.

WHEREAS, on August 17, 2022, the Sewerage & Water Board of New Orleans (SWBNO) authorized execution of Contract 2155 Transmission Main Replacement - S. Claiborne (Versailles – Upperline) per FEMA JIRR Project Worksheet (PW) 21031 & PW21032 with BLD Services, LLC (Contractor) in the amount of \$24,446,146.00 and a completion date of February 25, 2024; and,

WHEREAS, SWBNO and the Contractor agreed upon Field Change Order No.1 to provide Field Change Order 001 Emergency Repairs for \$59,788.03 and zero days added to the contract; and

WHEREAS, SWBNO and the Contractor agreed upon Field Change Order No.2 to install temporary lighting for the areas where street lighting is to be removed to install the temporary detour road between Audubon Boulevard and Palmer Avenue for \$11,618.25 and zero days added to the contract; and

WHEREAS, SWBNO and the Contractor agreed upon Field Change Order No.3 to install hydratite joint seals in lieu of open cut for \$160,077.21 and zero days added to the contract; and

WHEREAS, SWBNO and the Contractor agreed upon Field Change Order No.4 to remove and replace a portion of Ursulines chain link fence for \$17,552.85 and zero days added to the contract; and

WHEREAS, SWBNO and the Contractor agreed upon Field Change Order No.5 to add new line items for 30" HDPE Open Cut and 48" HDPE Open Cut and remove a quantity of ductile iron pipe for a net decrease of \$1,998,795.06 and zero days added to the contract; and

WHEREAS, Change Order No.1 incorporates Field Change Orders No.1-5 with a total change order decrease of (\$1,749,758.72) to a new contract value \$22,696,387.28; and

WHEREAS, SWBNO and the Contractor agreed to add 0 days, therefore the completion date remains February 25, 2024.

NOW THEREFORE BE IT RESOLVED, the approval of Change Order No. 1 for Contract 2155 is ratified by the Sewerage & Water Board of New Orleans and change order decrease of (\$1,749,758.72) to a new contract value \$22,696,387.28; and the Contract Time remains the same, the completion date remains February 25, 2024.

I, Ghassan Korban, Executive Director,
Sewerage and Water Board of New Orleans,
do hereby certify that the above and foregoing
is a true and correct copy of a resolution adopted
at the Regular Meeting of said Board,
duly called and held, according to law, on
June 21, 2023

Ghassan Korban
EXECUTIVE DIRECTOR
SEWERAGE AND WATER BOARD OF NEW ORLEANS

**Sewerage and Water Board of New Orleans
BOARD OF DIRECTORS CONTRACTOR FACT SHEET**



ACTION REQUESTED

CONTRACT CHANGE ORDER No.1 (Field Change Order No.3, No4 and No.5)

Construction of Contract Number 2155 (CN 2155) - TM003 Claiborne (Versailles – Upperline) Water Transmission Main Project

Review Change Order No1 Field Change OrderNo.1, No.2, No.3, No4 and No.5 between the Sewerage & Water Board and BLD Services, Inc. City of New Orleans will be Participating per our 1992 and 2012 infrastructure agreements.

CONTRACTOR/SUB/VENDOR INFORMATION

		DBE PARTICIPATION	
PRIME	SUBS	GOAL	To Date
BLD Services, Inc.	C & M Construction Group, Inc	3.09%	
	Choice Supply Solutions, LLC	12.44%	
Total		15.53%	

DESCRIPTION AND PURPOSE

Original Contract Value	\$24,446,146.00
Change orders to date	\$0.00
Change Order Percentage to Date	0.0%
Change Order No. 1	(\$1,749,758.72)
Change Order No. 1 Percentage	-7.2%
Has a NTP been Issued	Yes
Total Revised Contract Value	\$22,696,387.28
Original Contract Completion Date (180)	2/25/2024
Previously Approved Extensions (Days)	0
Time Extension Requested (Days)	0
Proposed Contract Completion Date	2/25/2024

Purpose and Scope of the Contract:

Reconstruction of S Claiborne Transmission Main Project with associated street work.

The SWBNO and CNO are working together to accomplish FEMA funded projects per Agreement of February 6, 2012, which augmented an earlier agreement executed on July 1,1992.

Reason for Change:

Within Scope <input checked="" type="checkbox"/>	Differing Site Condition <input checked="" type="checkbox"/>	Regulatory Requirement <input type="checkbox"/>
Design Change <input checked="" type="checkbox"/>	Other <input checked="" type="checkbox"/>	

•Field Change Order 001 Emergency Repairs, •Field Change Order 002 incorporates installing temporary lighting for the areas where street lighting is to be removed to install the temporary detour road between Audubon Blvd and Palmer Ave - required per DPW. •Field Change Order 003 installing hydratite joint seals in lieu of open cut as required per the original contract. •Field Change Order 004 incorporates Ursalines chain link fence, •Field Change Order 005 incorporates establishing new line items for 30" HDPE Open Cut and 48" HDPE Open Cut.

Spending to Date:

Cumulative Contract Amount (as of 5/24/2023)	\$24,446,146.00
Cumulative Contract Billing (as of 5/24/2023)	\$2,393,725.87

Contractor's Performance:*Satisfactory.***PROCUREMENT INFORMATION**

Contract Type	ITB	Award Based On	Low Responsive
Commodity	Public Works Construction	Contract Number	2155
Contractor Market	Formal Bid Law with DBE participation		
Compliance with Procurement Laws?	Yes X No	CMRC 24May23	

BUDGET INFORMATION

Funding	CP 175-13;	Department	JIRR
System	Water,	Project Manager	Martin "Chap" Munger
Job Number	A1173FEM;	Purchase Order #	PG20226000115

ESTIMATED FUND SOURCE

User	Share%	Dollar Amount	Reimbursable?
Sewer System	0%	\$ -	FEMA/CNO - 100%
Water System	100%	(\$1,749,758.72)	
Drainage System	0%		
TOTAL		\$ (1,749,758.72)	

I certify that this contract action complies with all Sewerage and Water Board procurement policies and guidance, ethics rules and meets necessary regulatory requirements, including compliance with financing sources.

Mark D Van Hala, PE
Program Administrator
Joint Infrastructure Recovery Request

CHANGE ORDER NO. 1 - CONTRACT 8168 – REPAVING OPEN CUTS IN DRIVEWAYS AND SIDEWALKS RESULTING FROM THE SEWERAGE AND WATER BOARD OF NEW ORLEANS UNDERGROUND UTILITY REPAIRS

WHEREAS, the Sewerage and Water Board of New Orleans (“Board”) entered into Contract No. 8168 on November 9, 2022, by Resolution R-110-2022 with CMG Pipelines, Inc. (“Contractor”) in the amount of \$1,596,000.00; and

WHEREAS, the base contract was for one year plus two one-year renewal periods approved at the discretion of the “Board”; and

WHEREAS, the “Board” approved the first renewal of Contract 8168 on March 15, 2023 by Resolution R-030-2023 with CMG Pipelines, Inc. in the amount of \$1,596,000.00 and will extend the contract completion date to November 9, 2024; and

WHEREAS, the number of unpaved service cuts have exceeded the capacity of the contract and they have a negative impact of the quality of life for the New Orleans residents; and

WHEREAS, the “Board” staff requested the contractor to significantly increase its efforts to reduce the number of outstanding paving service cuts across the metropolitan area; and

WHEREAS, the contractor’s quantity of completed service cuts has resulted in the early completion of the base contract and a significant reduction of outstanding paving service cuts since the beginning of 2023; and

WHEREAS, the “Contractor” desires to continue its continuity of services for Contract 8168 – Repaving Open Cuts in Driveways and Sidewalks Resulting from the Sewerage and Water Board of New Orleans Underground Utility Repairs; and

WHEREAS, the DBE participation for this project is 36% and the participation through May 2023 is 46.64%; and

WHEREAS, this Change Order No. 1 in the amount of \$3,000,000.00 brings the total contract amount to \$6,192,000.00 and additional Fair Share Funds will be allocated to this project as part of the 2023 Operations and Maintenance Budget under ORGN code 6621 and ORGN code 6620;

NOW, THEREFORE, BE IT RESOLVED, the approval of Change Order No. 1 for Contract 8168 - Repaving Open Cuts in Driveways and Sidewalks Resulting from the Sewerage and Water Board Underground Utility Repairs in the amount of \$3,000,000.00 is hereby approved for a revised total contract amount of \$6,192,000.00.

I, Ghassan Korban, Executive Director, Sewerage and Water Board of New Orleans, do hereby certify that the above and foregoing is a true and correct copy of a resolution adopted at the Regular Meeting of the said Board, duly called and held, according to law, on June 21, 2023.

Ghassan Korban,
Executive Director
SEWERAGE AND WATERBOARD OF NEW ORLEANS

**Sewerage and Water Board of New Orleans
BOARD OF DIRECTORS CONTRACTOR FACT SHEET**



ACTION REQUESTED

CHANGE ORDER NO. 1 FOR CONTRACT 8168

CONTRACT 8168 – REPAVING OPEN CUTS IN DRIVEWAYS AND SIDEWALKS RESULTING FROM THE REPAIR TO THE SEWERAGE AND WATER BOARD OF NEW ORLEANS UNDERGROUND UTILITIES.

Approval of Change Order No. 2 for Contract 8168, between the Sewerage and Water Board and CMG Pipelines, Inc. in the amount of \$3,000,000.00.

CONTRACTOR/SUB/VENDOR INFORMATION

DBE PARTICIPATION GOAL: 36%			
PRIME	SUBS	TARGET	ACTUAL (as of 5/30/23)
CMG Pipelines, Inc.	C&M Construction Group, LLC	39.95%	46.64%
Total		39.95%	46.64%

DESCRIPTION AND PURPOSE

Original Contract Value	\$1,596,000.00
First Renewal Value (March 2023)	\$1,596,000.00
Previous Change Orders	\$0.00
% Change of Contract To Date	0.0%
Value of Requested Renewal	\$3,000,000.00
% For This Change Order	188.0%
Has a NTP been Issued	Yes
Total Revised Contract Value	\$6,192,000.00
% Total Change of Contract	288.0%
Original Contract Completion Date	11/17/2023
Previously Approved Extensions (Days)	0
Time Extension Requested (Days)	365
Proposed Contract Completion Date	11/16/2024

Purpose and Scope of the Contract:

Repaving open cuts in driveways and sidewalks resulting from the repair to the Sewerage and Water Board of New Orleans Underground Utilities.

Reason for Change:

Error/Omission <input type="checkbox"/>	Differing Site Condition <input type="checkbox"/>	Regulatory Requirement <input type="checkbox"/>
Design Change <input type="checkbox"/>	Other <u>Renewal</u> <input checked="" type="checkbox"/>	

The reason for change order is to obtain renewal #2 for contract 8168 and extend the contract's services for an additional year (365 days). This is required in order to continue repaving open cuts in driveways and sidewalks at various sites throughout New Orleans.

Pending to Date:

Cumulative Contract Amount (as of 5/26/2023)	\$3,192,000.00
Cumulative Contract Expenditures (as of 5/26/2023)	\$2,576,423.00

Contractor's Past Performance:

The contractor's performance has been satisfactory to date.

PROCUREMENT INFORMATION

Contract Type	Fixed Unit Rate	Award Based On	Lowest Competitive Bid
Commodity	Construction Services	Contract Number	8168
Contractor Market	Open Market with DBE participation		
Compliance with Procurement Laws?	Yes <input checked="" type="checkbox"/> No <input type="checkbox"/>	CMRC Date (if nec.) :	

BUDGET INFORMATION

Funding	O&M 6620/4409 and O&M 6621/4407	Department	Networks
System	Sewer & Water	Project Manager	Britton Husby
Job Number	8168	Purchase Order #	6000032 PG2023

ESTIMATED FUND SOURCE

User	Share%	Dollar Amount	Reimbursable?
Sewer System	62.66	\$3,879,907.00	
Water System	37.34	\$2,312,093.00	
Drainage System			
TOTAL		\$ 6,192,000.00	

I certify that this contract action complies with all Sewerage and Water Board procurement policies and guidance, ethics rules and meets necessary regulatory requirements, including compliance with financing sources.

Ashraf Abdelbaqi, P.E
Interim Chief of Networks

CONTRACT AMENDMENT NO. 4 TO THE AGREEMENT BETWEEN THE SEWERAGE AND WATER BOARD OF NEW ORLEANS AND BCG ENGINEERING AND CONSULTING INC. TO PROVIDE ASSESSMENTS, DESIGN, CONSTRUCTION AND PROGRAM MANAGEMENT SERVICES FOR SELA AND DRAINAGE SYSTEM

WHEREAS, the Sewerage and Water Board of New Orleans (“Board”) and BCG Engineering and Consulting, Inc (“Consultant”) are parties to an original agreement dated February 23, 2015, authorized by Resolution R-263-2014 approved on December 17, 2014 to provide assessments, design, construction and program management services for SELA and the drainage system, and for specific services related to the Eastbank Wastewater Treatment plant Wetlands A2 Project in the amount of \$11,580,000.00; and

WHEREAS, by Resolution R-105-2017, approved September 20, 2017, the Board authorized Amendment No.1 to perform additional engineering services to develop a Comprehensive Drainage Master Plan and to provide technical assistance to the legal department in the amount of \$1,593,000.00; and

WHEREAS, by Resolution R-101-2018, approved July 18, 2018, the Board authorized Amendment No. 2 for additional engineering services for the Nashville Ave Canal repair and additional computer modeling services for the May 18th rain event forensic investigation in the amount of \$198,610.00; and

WHEREAS, by Resolution R-113-2018, approved August 15, 2018, the Board memorialized the contract actions to date, corrected the previous incorrect total authorized prior to R-113-2018 and extended the contract terms to December 31, 2023 based upon the estimated completion date of the SELA construction activities in 2018; and

WHEREAS, by Resolution R-113-2018, the total authorized contract amount for design services, inclusive of the contract amendments, was corrected to \$18,985,755.00, and the DBE participation goal remained at 35% for the duration of the contract; and

WHEREAS, the estimated SELA construction completion date has been extended for an additional five years and the Board requires additional management services for the SELA Program until December 2028 and this amendment will extend the contract to December 31, 2028; and

WHEREAS, Staff has negotiated additional fees for the management of the SELA Program in the not to exceed amount of \$2,500,000.00 on a yearly basis, subject to the available yearly drainage funding, until December 2028 for an amendment total of \$12,500,000.00, bringing the authorized contract amount to \$31,485,755.00;

NOW, THEREFORE BE IT RESOLVED, that the President and/or President Pro Tem of the Sewerage and Water Board of New Orleans is hereby authorized to execute on behalf of the Sewerage and Water Board of New Orleans Contract Amendment No. 4 to the existing agreement with BCG Engineering and Consultants, Inc to include engineering and program management services for the SELA Program in the not to exceed amount of \$2,500,000.00 on a yearly basis, subject to the availability of drainage funding, and extending the contract time to December 31, 2028, for a total maximum contract value of \$31,485,755.00.

I, Ghassan Korban, Executive Director,
Sewerage and Water Board of New Orleans,
do hereby certify that the above and foregoing
is a true and correct copy of a Resolution adopted
at the Regular Monthly Meeting of said Board,
duly called and held, according to law,
on June 21, 2023

Ghassan Korban,
EXECUTIVE DIRECTOR
SEWERAGE AND WATER BOARD OF NEW ORLEANS

Sewerage and Water Board of New Orleans
BOARD OF DIRECTORS PROFESSIONAL SERVICES FACT SHEET



ACTION REQUESTED

**Amendment to Professional Engineering Services Agreement
BCG Engineering & Consulting, Inc. SELA & Drainage Agreement - Amendment No. 4**

Request authorization for Amendment No. 4 to our agreement with BCG for SELA and Drainage services

CONTRACTOR/SUB/VENDOR INFORMATION

		DBE PARTICIPATION	
PRIME	SUBS	TARGET	ACTUAL
BCG Engineering & Consulting, Inc.		35.00%	
Total		35.00%	0.00%

DESCRIPTION AND PURPOSE

Original Contract - Fee not to exceed 18% of construction cost	
Amendments 1-3	\$18,985,755.00
Amendment 4	\$12,500,000.00
Has a NTP been Issued	Yes
Total Revised Contract Value	\$31,485,755.00
Original Contract Completion Date	12/31/2023
Previously Approved Extensions (Days)	
Time Extension Requested (Days)	
Proposed Contract Completion Date	12/31/2028

Purpose and Scope of the Contract:

Assessment, design, construction, and program management services for SELA and Drainage systems.

Reason for Change:

Negotiate Fees <input type="checkbox"/>	Differing Site Condition <input type="checkbox"/>	Regulatory Requirement <input type="checkbox"/>
Design Change <input type="checkbox"/>	Other - Enhanced TM <input checked="" type="checkbox"/>	

Amendment No. 9 supplements additional management services required for the SELA program with an annual budget allotment, subjected to available drainage funding, until contract completion.

Spending to Date:

Cumulative Contract Amount (as of 3/27/2023)	\$18,985,755.00
Cumulative Contract Spending (as of 3/27/2023)	\$13,290,534.78

Contractor's Past Performance:

The designer's timeliness of deliverables, conformance to SWBNO policies and procedures, quality meet expectations. To date the consultant has

achieved a DBE participation rate of 29.24% of the 35% goal. Remaining DBE participation will be met by contract completion date.

PROCUREMENT INFORMATION

Contract Type	Professional Services	Award Based On	RFQ
Commodity		Name & FEMA PW	
Contractor Market	Public RFQ with DBE participation		
Compliance with Procurement Laws?	Yes <input checked="" type="checkbox"/> No <input type="checkbox"/>	CMRC Date (if nec.) :	3/30/2023

BUDGET INFORMATION

Funding	CP 471-01	Department	Network Engineering
System	Drainage	Project Manager	Huy Tran
Job Number	D0688XXX	Purchase Order #	PG20206000047

ESTIMATED FUND SOURCE

User	Share%	Dollar Amount	Reimbursible?
Sewer System			
Water System			
Drainage System	100%	\$12,500,000.00	No
TOTAL		\$12,500,000.00	

I certify that this contract action complies with all Sewerage and Water Board procurement policies and guidance, ethics rules and meets necessary regulatory requirements, including compliance with financing sources.

Huy Tran, EIT
Engineer Intern II
Network Engineering

AUTHORIZATION OF CONTRACT AMENDMENT NO. 12 TO THE AGREEMENT BETWEEN THE SEWERAGE AND WATER BOARD OF NEW ORLEANS AND LINFIELD, HUNTER & JUNIUS, INC., FOR DESIGN AND ENGINEERING SERVICES FOR THE WATERLINE REPLACEMENT PROGRAM

WHEREAS, pursuant to Resolution R-042-2012 approved March 15, 2012, **THE SEWERAGE AND WATER BOARD OF NEW ORLEANS** (Board) and **LINFIELD, HUNTER & JUNIUS, INC.**, (Consultant) executed an agreement dated September 10, 2012, for consultant to provide engineering and design services for the Water Line Replacement Program (WLRP) for the Leonidas, Marlyville-Fountainbleau, East Carrollton and Black Pearl neighborhoods (the “Original Agreement”); and

WHEREAS, the fee under the Original Agreement was not to exceed 18% of the construction cost and the Consultant provided a DBE participation summary; and

WHEREAS, pursuant to Resolution R-161-2014 on August 20, 2014, the Board and Contractor executed Amendment No. 1 to the Original Agreement (as amended, the “Agreement”), adding program/project management services, design and inspection services for repair or replacement of drain lines damaged by Katrina as approved and funded by FEMA PWs for the City Department of Public Works, and payment of fees therefor; and

WHEREAS, the fee under Amendment No. 1 was not to exceed 10% of the construction cost; and

WHEREAS, pursuant to Resolution R-007-2020 on January 22, 2020, the Board and Contractor executed Amendment No. 2, amending the Agreement to delete any future program/project management services and all unaccrued program/project management services fees, to include engineering construction services in the RR009 Black Pearl, East Carrollton Group A and RR118 Marlyville-Fontainebleau Group C at a fee not to exceed \$26,274.82 (for a total fee not to exceed \$813,913.28) and to establish a contract expiration date of June 30, 2023; and

WHEREAS, the Board executed Amendment No. 3 on July 15, 2020 for engineering construction services in projects RR008 Black Pearl Group B and RR009 Black Pearl, East Carrollton Group A, and RR118 Marleyville Fontainebleau Group C at a fee not to exceed \$119,651.11 (for a total fee not to exceed \$933,564.39); and

WHEREAS, the Board executed Amendment No. 4 on October 21, 2020 for surveying, geotechnical, design and engineering construction service fees for TM006 Leonidas/Fig Transmission Main Project for fee not to exceed \$832,977.91, and a total contract fee not to exceed \$1,766,542.30; and

WHEREAS, the Board executed Amendment No. 5 on May 12, 2021 for bidding, construction administration, record drawings and resident inspection for RR097 Leonidas Group A for fee not to exceed \$83,608.00, and a total contract fee not to exceed \$1,850,150.30; and

WHEREAS, the Board executed Amendment No. 6 on May 12, 2021 for bidding, construction administration, record drawings and resident inspection for RR098 Leonidas Group C and RR099 Leonidas Group D; for fees not to exceed \$275,838.00 and no change in the total contract fee of not to exceed \$1,850,150.30; and

WHEREAS, the Board executed Amendment No. 7 on May 12, 2021 for design, bidding, construction administration, record drawings and resident inspection for TM009 Spruce Transmission Main for a fee not to exceed \$356,951.00 and a total contract fee not to exceed \$2,207,101.30; and

WHEREAS, the Board executed Amendment No. 8 on December 16, 2021 for engineering services for projects RR120 Marlyville-Fountainbleau Group E - Resident Inspection and RR123 Maryville-Fountainbleau Group H Final bid documents, Basic Services (bid/award, construction administration, record drawings), and Resident Inspection for fees not to exceed \$251,192.38 and a total contract fee not to exceed \$2,458,293.68; and

WHEREAS, the Board executed Amendment No. 9 on June 6, 2022 for engineering design, bid phase services, construction administration and record drawings for the directional drilling of a new 12-inch HDPE waterline across the Intracoastal Waterway at the Algiers Lock Forebay to replace an existing 12-inch waterline; and the Consultant is willing to perform the described services for fee not to exceed \$103,650.00 and a total contract fee not to exceed \$2,561,943.68; and

WHEREAS, the Board executed Amendment No. 10 on April 10, 2023 for additional inspection and material testing services on the TM006 Leonidas/Fig Transmission Main Project, additional construction services on the RR118 Marlyville-Fountainbleau Group C; said services not to exceed \$157,727.85 and a total contract fee not to exceed \$2,719,671.53; and

WHEREAS, by Resolution R-045-2023 on April 19, 2023, the Board and Contractor are executing Amendment No. 11, updated construction project schedule through the closeout period of JIRR work that is to extend the date of this Agreement to May 16, 2026; and

WHEREAS, Amendment No.12 provides for negotiated fees for the expanded scope of TM009 not to exceed \$560,232.95 and for an extension of Resident Inspection services for TM006 not to exceed \$80,000.00, for this amendment total not to exceed \$640,232.95 and the total agreement not to exceed \$3,359,904.48;

NOW, THEREFORE BE IT RESOLVED, that the President or President Pro Tem of the Sewerage and Water Board is hereby authorized to execute on behalf of the Sewerage and Water Board of New Orleans Contract Amendment No. 12 to the existing agreement with Linfield, Hunter and Junius, Inc. for added fees of \$640,232.95 and for total fees under the Agreement not to exceed \$3,359,904.48.

I, Ghassan Korban, Executive Director,
Sewerage and Water Board of New Orleans,
do hereby certify that the above and foregoing
is a true and correct copy of a resolution adopted
at the Regular Meeting of said Board,
duly called and held, according to law, on
June 21, 2023.

Ghassan Korban
EXECUTIVE DIRECTOR
SEWERAGE AND WATER BOARD OF NEW ORLEANS

Sewerage and Water Board of New Orleans
BOARD OF DIRECTORS PROFESSIONAL SERVICES FACT SHEET



ACTION REQUESTED

**Amendment to Professional Engineering Services Agreement
Linfield, Hunter & Junius, Inc. WLRP Agreement Amendment No. 12**

Request authorization for Amendment No. 12 to our WLRP Agreement for change in TM006 and TM009 fees based on changes in the scope of the required services to be provided by Linfield, Hunter & Junius, Inc. on these projects.

CONTRACTOR/SUB/VENDOR INFORMATION

		DBE PARTICIPATION	
PRIME	SUBS	TARGET	ACTUAL
<i>Linfield, Hunter & Junius, Inc.</i>	<i>Infinity Engineering Consultants, LLC</i>	35.00%	
Total		35.00%	0.00%

DESCRIPTION AND PURPOSE

Original Contract - Fee not to exceed 18% of construction cost	
Amendments 1-11	\$2,719,671.53
Amendment 12	\$640,232.95
<i>Has a NTP been Issued</i>	Yes
Total Revised Contract Value	\$3,359,904.48
Original Contract Completion Date	End of Construction
Previously Approved Extensions (Days)	5/16/2026
Time Extension Requested (Days)	0
Proposed Contract Completion Date	5/16/2026

Purpose and Scope of the Contract:

Purpose of Contract is for Engineering Services on the WLRP Program. Amendment includes additional Engineering Design, Bid Phase Services, Construction Administration, Record Drawings, Inspection, and supplemental services for the TM009 Transmission Main on Spruce Street and additional Resident Inspection on the TM006 Leonidas and Fig Transmission Main Projects.

Reason for Change:

Negotiate Fees <input checked="" type="checkbox"/>	Differing Site Condition <input type="checkbox"/>	Regulatory Requirement <input type="checkbox"/>
Design Change <input checked="" type="checkbox"/>	Other - Enhanced TM <input checked="" type="checkbox"/>	

Amendment No.12 provides for negotiated fees for the expanded scope of TM009 (\$560,232.00) and for an extension of the Resident Inspection services required for TM006 (80,000.00).

Spending to Date:

Cumulative Contract Amount (as of 3/30/2023)	\$2,719,671.53
Cumulative Contract Spending (as of 5/24/2023)	\$1,623,812.87

Contractor's Past Performance:

The designer's timeliness of deliverables, conformance to SWBNO policies and procedures, quality meet expectations. To date the consultant has achieved a DBE participation rate of 33.25% of the 35% goal. Remaining DBE participation will be met by Resident Inspection Services during Construction.

PROCUREMENT INFORMATION

Contract Type	Professional Services	Award Based On	RFQ
Commodity		Name & FEMA PW	WLRP & PW21031
Contractor Market	Public RFQ with DBE participation		
Compliance with Procurement Laws?	Yes <input checked="" type="checkbox"/> No <input type="checkbox"/>	CMRC Date (if nec.) :	5/25/2023

BUDGET INFORMATION

Funding	CP 175-13	Department	JIRR
System	Water	Project Manager	Randall Schexnayder
Job Number	A1348FEM	Purchase Order #	PG20200000928

ESTIMATED FUND SOURCE

User	Share%	Dollar Amount	Reimbursible?
Sewer System	0%		
Water System	100%	\$640,232.95	FEMA-100%
Drainage System			
TOTAL		\$640,232.95	

I certify that this contract action complies with all Sewerage and Water Board procurement policies and guidance, ethics rules and meets necessary regulatory requirements, including compliance with financing sources.

Mark D Van Hala, PE
Program Administrator
JIRR

AUTHORIZATION OF AMENDMENT NO. 7 TO THE AGREEMENT BETWEEN THE SEWERAGE AND WATER BOARD OF NEW ORLEANS AND ECM CONSULTANTS, INC. FOR DESIGN AND ENGINEERING SERVICES FOR WATER LINE REPLACEMENT PROGRAM

WHEREAS, the Sewerage and Water Board of New Orleans (“Board”) and ECM Consultants, Inc. (“Consultant”) are parties to an original agreement dated February 27, 2012, authorized by Resolution R-001-2012 approved January 18, 2012 for Consultant with Trigon Associates, LLC to provide engineering and design services for the Water Line Replacement Program (WLRP) for the Read Blvd East, Read Blvd West, Venetian Isles, and Village de L’est neighborhoods (“Original Agreement”); and

WHEREAS, the Original Agreement provided for compensation not to exceed 18% of the cost of construction and duration until construction of the project was complete; and

WHEREAS, the Original Agreement was first amended September 10, 2012, pursuant to Resolution R-142-2012, approved August 15, 2012, to provide for compensation for surveying services at a rate not to exceed \$7 per linear foot in 2012, in accordance with prevailing FEMA recommended policy; and

WHEREAS, by Resolution R-151-2014, approved August 20, 2014, the Board authorized Amendment No. 2, executed September 17, 2014, to include program/project management services, design and inspection services of repair or replacement of drain lines damaged by Katrina as approved and funded by FEMA PWs for the City Department of Public Works, and compensation not to exceed ten (10%) percent of construction costs as negotiated by Board staff and based on amounts approved by FEMA in applicable PWs; and

WHEREAS, by Resolution R-024-2020, approved February 19, 2020, the Board authorized Amendment No. 3 to provide for fixed compensation rather than based on percentage of construction costs, to remove project/program management work from its scope and reduce the costs accordingly, incorporate clauses that allow for Fair and Reasonable fees to be negotiated in accordance with FP&C State Guidelines and Cost Reasonable Analysis, incorporate the latest FEMA and Federal Requirements clauses into the Contract, establish engineering services fees in the amount of \$761,578.60 and establish a contract expiration date of June 30, 2023; and

WHEREAS, by Resolution R-060-2020, approved May 20, 2020, the Board Authorized Amendment No. 4 to provide for engineering construction services residential inspection fees for RR153 Read Blvd West Group C and to add Integrated Logistical Support Inc. as an approved DBE at a fee not to exceed the amount of \$45,000.00; and

WHEREAS, Amendment 5, dated July 28, 2021, established fees for engineering construction services for RR053 Gentilly Terrace Group C not to exceed (NTE) \$53,120.00, RR058 Gentilly Terrace Group H NTE \$26,560.00, RR148 Read Blvd East Group E, NTE \$16,248.11, RR149

Read Blvd East Group F NTE \$21,701.75, and RR188 Village De L'Est Group B NTE \$19,013.40, for a total amendment NTE \$83,523.26, and added the State requested additional State and Federal clauses to the contract; and

WHEREAS, Amendment 6, dated April 28, 2023, established a contract end date of February 1, 2023, and the consultant's work on the assigned projects will not be complete, the contract end date will be extended to February 1, 2026; and

WHEREAS, Staff has negotiated additional fees for RR053 Gentilly Terrace Group C for additional resident inspection services in the not to exceed amount of \$29,880.00 (for a total contract value of \$1,624,081.36;

NOW, THEREFORE BE IT RESOLVED, that the President or President Pro Tem of the Sewerage and Water Board is hereby authorized to execute on behalf of the Sewerage and Water Board of New Orleans Contract Amendment No. 7 to the existing agreement with ECM Consultants, Inc. to include engineering services on JIRR work in the not to exceed amount of \$29,880.00, for a total maximum value of \$1,624,081.36.

I, Ghassan Korban, Executive Director,
Sewerage and Water Board of New Orleans,
do hereby certify that the above and foregoing
is a true and correct copy of a resolution adopted
at the Regular Meeting of said Board,
duly called and held, according to law, on
June 21, 2023.

Ghassan Korban,
EXECUTIVE DIRECTOR
SEWERAGE AND WATER BOARD OF NEW ORLEANS

**Sewerage and Water Board of New Orleans
BOARD OF DIRECTORS PROFESSIONAL SERVICES FACT SHEET**



ACTION REQUESTED

**Professional Engineering Services Agreement - Amendment No. 7
ECM Consultants, Inc. WLRP Agreement**

Request authorization for Amendment No. 7 to our WLRP Agreement for fees for RR053 Gentilly Terrace Group C not to exceed \$29,880.00.

CONTRACTOR/SUB/VENDOR INFORMATION

		DBE PARTICIPATION	
PRIME	SUBS	TARGET	ACTUAL
<i>ECM Consultants, Inc.</i>	<i>Trigon Associates, LLC</i>	35.00%	21.14%
	<i>ILSI Engineering</i>		4.95%
	<i>APS</i>		2.88%
Total		35.00%	28.97%

DESCRIPTION AND PURPOSE

Original Contract - Not to Exceed 18% Cost of Construction	
Amendments 1-6	\$1,594,201.36
Value of Requested Amendment	\$29,880.00
<i>Has a NTP been Issued</i>	Yes
Total Revised Contract Value	\$1,624,081.36
Original Contract Completion Date	End of Construction
Previously Approved Extensions (Days)	2/1/2026
Time Extension Requested (Days)	
Amendment 3 Contract Completion Date	

Purpose and Scope of the Contract:

Per R-001-2012 on 1/18/2012, an agreement for Water Line Replacement Program (WLRP) consultant agreement engineering services for Read Blvd East, Read Blvd West, , Village De L'est, and Viavant was executed 2/27/2012. This WLRP Agreement is FEMA reimbursible. Construction will be reimbursed through the FEMA Project Worksheet (PW) 21031 The Settlement.

Reason for Change:

Negotiate Fees X	Differing Site Condition	Regulatory Requirement
Design Change	Other _____	

The original fees for Resident Inpsection (\$53,120.00) have been expended and all of the waterlines have not been installed and completed. This request will increase fees for RR053 Gentilly Terrace Group C Resident Inpsection by a NTE fee of \$29,880.00, for a total fee of \$83,000.00

Spending to Date:

Cumulative Contract Amount (as of 5/1/2023)	\$1,594,201.36
Cumulative Contract Spending (as of 5/1/2023)	\$1,252,955.99

Contractor's Past Performance:

The designer's timeliness of deliverables, conformance to SWBNO policies, procedures, and quality meet expectations. To date the

consultant has not achieved a DBE participation rate of 35%. Remaining DBE participation will be met by Resident Inspection Services during Construction.

PROCUREMENT INFORMATION

Contract Type	Professional Services	Award Based On	Qualified List
Commodity	Public Works Construction	Name & FEMA PW	WLRP & 21031
Contractor Market	Public RFQ with DBE participation		
Compliance with Procurement Laws?	Yes X No	CMRC Date (if nec.) :	6/1/2023

BUDGET INFORMATION

Funding	CP 175-13; CP 317-06	Department	JIRR
System	Water & Sewer	Project Manager	Susan Diehl
Job Number	A1370FEM; C1399WIF	Purchase Order #	PG20206000109

ESTIMATED FUND SOURCE

User	Share%	Dollar Amount	Reimbursible?
Sewer System	17%	5,000.00	WIFIA Loan - 49%
Water System	83%	24,880.00	21031 - 100%
Drainage System			
TOTAL		\$ 29,880.00	

I certify that this contract action complies with all Sewerage and Water Board procurement policies and guidance, ethics rules and meets necessary regulatory requirements, including compliance with financing sources.

Mark D. Van Hala, P.E.
Program Administrator
Joint Infrastructure Recovery Request

FINAL ACCEPTANCE OF CONTRACT 1377 – WATER HAMMER HAZARD MITIGATION PROGRAM – CLAIBORNE AVE. PUMPING STATION AND OFF-SITE IMPROVEMENTS

WHEREAS, on November 20, 2019, by Resolution R-175-2019, the Sewerage and Water Board of New Orleans awarded Contract 1377 to M.R. Pittman Group, LLC in the amount of \$35,345,100.00 for Water Hammer Hazard Mitigation Program – Claiborne Ave. Pumping Station and Off-Site Improvements; and

WHEREAS the Contract increased in value by \$2,920,555.47, 8.3% of the original Contract Value, as authorized through 14 prior Board resolutions, bringing the cumulative value of the contract to \$38,265,655.47; and

WHEREAS the General Superintendent in his report has deemed the Contract Substantially Complete on April 4, 2023, and recommended that the contract receive Final Acceptance;

NOW, THEREFORE, BE IT RESOLVED, by the Sewerage and Water Board of New Orleans, that the recommendation of the General Superintendent to reconcile and authorize final acceptance of Contract 1377 is hereby approved.

I, Ghassan Korban, Executive Director of the
Sewerage and Water Board of New Orleans, do hereby
certify that the above and foregoing is a true and correct
copy of a Resolution adopted at the Regular Monthly
meeting of said Board, duly called and held, according to
law, on June 21, 2023.

Ghassan Korban
EXECUTIVE DIRECTOR
SEWERAGE AND WATER BOARD OF NEW ORLEANS

SEWERAGE & WATER BOARD OF NEW ORLEANS

- FINAL ACCEPTANCE STATEMENT -

DATE: 14-Jun-23

FROM: Chris Bergeron, Mechanical Engineering

TO: M. Ron Spooner, Interim General Superintendent

RE: **Contract No.:** 1377

CC: Nader Jaber

TITLE: **Contract 1377 - Water Hammer Hazard Mitigation Program Phase 2 - Claiborne Pumping Station and Offsite Improvements**

This is to advise that all work on the above-captioned Contract is now completed and acceptance of the Contract is recommended.

CONTRACTOR: M.R. Pittman Group, Inc.

LUMP SUM BID:	\$35,345,100.00
UNIT PRICE BID:	\$0.00
TOTAL CONTRACT BID:	\$35,345,100.00
UNIT PRICE EXTENSIONS TO CONTRACT:	0
NO. CHANGE ORDERS:	14
TOTAL CHANGE ORDER AMOUNT:	\$2,920,555.47
(Do not include unit price work in Change Orders)	
TOTAL CONTRACT EXPENDITURE:	\$38,265,655.47
CHANGE ORDERS AS PER CENT OF LUMP SUM AND UNIT PRICE BID TOTAL:	8.26%
DATE WORK ORDER ISSUED:	16-Mar-20
DATE WORK ACCEPTED:	4-Apr-23
RETAINAGE INCLUDING FINAL CHANGE ORDER DUE TO CONTRACTOR:	\$1,913,282.77


TOTAL CONTRACT AMOUNT ELIGIBLE FOR FEMA REIMBURSEMENT:	\$37,404,348.14
TOTAL CONTRACT AMOUNT NOT ELIGIBLE FOR FEMA REIMBURSEMENT:	\$861,307.33

SOURCE OF FUNDS:

- ☒ Water Hammer Hazard Mitigation Program PW 18836
- ☒ Water System Funds



Chris Bergeron, P.E.
Mechanical Engineering



M. Ron Spooner, P. E.,
Chief of Engineering

EXECUTIVE SUMMARY – April 2023

A summary analysis of the financial results and other performance goals follows for your further review.

All Systems (in millions)	April <u>MTD Actual</u>	April <u>MTD Budget</u>	Variance <u>MTD</u>	April <u>YTD Actual</u>	April <u>YTD Budget</u>	Variance <u>YTD</u>	<u>Annual Budget</u>
Operating Revenues	\$23.8	\$23.1	\$0.7	\$91.1	\$92.5	(\$1.5)	\$277.0
Drainage Tax / Other Revenues	\$24.9	\$33.0	(\$8.1)	\$29.3	\$7.5	\$21.7	\$71.2
Operating Expenditures	\$21.9	\$33.4	\$11.5	\$99.7	\$133.7	\$34.0	\$450.2

Revenues Less Adjusted Expenses (April 2023)

Revenues	Actual (MTD)	Budget (MTD)	2022 Actual (MTD)	Actual (YTD)	Budget (YTD)	2022 Actual (YTD)	Actual YTD as % of Budget YTD
Water Service	10,169,417	10,026,537	10,932,118	39,619,148	40,106,148	38,815,437	99%
Sewer Service	13,436,532	12,963,131	14,714,988	50,365,555	51,852,524	49,120,649	97%
Non Operating Revenue	24,949,507	33,005,450	63,552,700	49,429,231	39,330,879	77,309,674	126%
Misc Revenues	239,493	145,591	898,462	1,084,374	582,366	1,965,636	186%
Total Revenues	48,794,950	56,140,709	90,098,268	140,498,308	131,871,916	167,211,396	107%
Operating Expenses							
Water Service	6,216,033	11,372,465	9,259,938	30,847,592	45,489,860	31,600,387	68%
Sewer Service	9,959,110	13,900,979	10,432,846	42,824,345	55,603,915	37,201,476	77%
Drainage Service	5,766,420	8,161,626	6,275,840	26,031,670	32,646,505	24,164,219	80%
Total Expenses	21,941,563	33,435,070	25,968,625	99,703,607	133,740,280	92,966,081	75%
Interest Expense	4,778,300	1,221,591	4,129,834	8,511,083	4,886,364	7,226,002	174%
Revenues less Expenses	22,075,087	21,484,048	59,999,810	32,283,619	(6,754,728)	67,019,312	-478%
Non-Cash Expenses	7,283,716	10,467,248	9,719,822	34,112,504	41,868,992	36,998,471	81%
Revenues less Adjusted Expenses	29,358,803	31,951,296	69,719,632	66,396,123	35,114,264	104,017,783	189%

Cash Collections

Monthly Cash Collected (Sewer & Water)

2022 - Monthly Average - \$22,490,198

January	\$21,668,572
February	\$19,784,732
March	\$23,794,757
April	\$22,108,822
May	\$22,393,899
June	\$20,551,614
July	\$24,989,499
August	\$26,120,728
September	\$21,707,134
October	\$22,329,752
November	\$23,445,024
December	\$20,987,846

2023:

January	\$16,387,136
February	\$20,318,169
March	\$23,820,062
April	\$19,716,252
May	\$24,651,764

Monthly Financial Dashboard

	April 2023			April 2022		
	Water	Sewer	Drainage	Water	Sewer	Drainage
1	Operating Revenues by class of service	\$10,169,417	\$13,436,532	\$10,932,118	\$14,714,988	
2	Revenues per Active account	\$73	\$96	\$79	\$106	
3	Cash Collections	\$11,054,013	\$8,662,240	\$9,134,200	\$10,650,532	
4	Ad Valorem - other revenues		\$21,112,834			\$37,724,622
5	Operating & Maintenance (O&M) Expenses	\$6,216,033	\$9,959,110	\$9,259,938	\$10,432,846	\$6,275,840
6	O&M cost per Active account	\$44	\$71	\$66	\$75	\$45
7	Cash, Cash Equivalents and Funds on Deposit	\$48,958,038	\$77,248,963	\$24,119,145	\$70,855,558	\$42,208,494
	Liquidity					
8	Current ratio (current assets/current liabilities)	1.6	3.7	4.5	6.5	6.4
9	Days cash on hand (>90 days required)	181	265	179 ¹	210 ¹	n/a
				¹ - as of Mar 2023		
	Leverage					
10	Debt (bonds)	\$217,971,891	\$330,743,305	\$224,813,007	\$347,371,512	\$2,000,000
11	Budgeted Debt Service Coverage (>1.25 required)	1.80	2.14	7.43 ²	6.64 ²	n/a
12	Total Assets	\$907,100,695	\$1,333,036,518	\$885,241,631	\$1,361,371,053	\$1,706,409,314
13	Net Position	\$526,392,026	\$875,065,542	\$511,992,995	\$884,727,821	\$1,340,041,073
14	Leverage (total debt/ total assets)	24%	25%	25%	26%	0%
15	Debt/ net position	41%	38%	44%	39%	0%
16	Long term debt per Active Accounts	\$1,555	\$2,359	\$1,614	\$2,495	\$14
				² - as of 2021 ACFR		
	Receivables	Water / Sewer		Water / Sewer		
17	Customer Receivables, net of allowance	\$28,781,272		\$44,423,244		
18	Active Customer Receivables past due > 60 Days	\$62,217,603		\$67,287,305		
19	Average Customer Balance past due >60 Days	\$2,611		\$2,977		
20	Uncollected Ratio (1-{cash collections/revenues}) - last 12 mos	3.5%		10.8%		
21	Total Number of Active Accounts	140,183		139,251		
22	Total Number of Delinquent Active Accounts	23,825		22,604		
23	Total Number of Accounts in Dispute	3,571		2,245		
24	Avg Days to Complete Investigation Requests	72		50		
25	Total Number of New Payment Plans	1,334		1,767		
26	Total Number of Disconnect Notices Sent	7,957		7,882		
27	Total Number of Disconnects	1,120		1,602		

Debt Obligations

As of April 30, 2023

	Water	Sewer	Drainage	Total
Debt Outstanding:				
Revenue Bonds*	\$ 216,065,000	\$ 269,455,000		\$ 485,520,000
Limited Tax Bonds			\$ 45,000,000	\$ 45,000,000
EPA WIFIA Bond*		\$ 936,848		\$ 936,848
DEQ SRF Loans*		\$ 12,297,403		\$ 12,297,403
GoZone Loan		\$ 34,368,540		\$ 34,368,540
Total Debt Outstanding	<u>\$ 216,065,000</u>	<u>\$ 317,057,790</u>	<u>\$ 45,000,000</u>	<u>\$ 578,122,790</u>
Southeast Louisiana Project liability				\$ 215,257,520
Available Borrowed Funds:				
Unspent Bond Proceeds ⁽¹⁾	\$ 8,304,323	\$ 47,845,771	\$ 44,891,242	\$ 101,041,336
Available Undrawn EPA WIFIA Bond		\$ 274,063,152		\$ 274,063,152
Available Undrawn DEQ SRF Loans		\$ 13,970,597		\$ 13,970,597
Total Available Borrowed Funds	<u>\$ 8,304,323</u>	<u>\$ 335,879,521</u>	<u>\$ 44,891,242</u>	<u>\$ 389,075,086</u>

(1) As reported by Board of Liquidation, City Debt

* Included in Debt Service Coverage Tests

1000

Capital Improvement Plan

Capital Appropriations and Disbursements - April 2023						
	Monthly Disbursements	YTD		Monthly Appropriations	YTD	Annual Capital Budget
Water	\$ 5,507,896	\$28,354,746		\$ -	\$22,122,778	\$ 96,963,052
Sewer	\$ 421,592	\$11,031,823		\$ 16,838,519	\$37,313,220	\$ 316,568,527
Drainage	\$ 2,061,607	\$10,490,891		\$ 7,003,560	\$30,945,199	\$ 104,155,673
Total	\$ 7,991,095	\$49,877,461		\$ 23,842,079	\$90,381,197	\$ 517,687,252
pending funding sources						\$ (76,856,631)
Total Capital Budget						<u>\$ 440,830,621</u>

Federal Grant/Funding Status

FEDERAL GRANT/FUNDING STATUS (As of 4/30/2023)						Monthly Reimbursements
	Obligated	Expended	Reimbursed	Completion		
Hurricane PA Projects	\$ 606,361,565	\$ 572,670,978	\$ 529,115,728	87%		\$ 44,790
HMGP Projects	\$ 187,771,769	\$ 210,545,345	\$ 163,710,380	87%		\$ (43,201)
JIRR Projects	\$ 268,448,968	\$ 140,387,448	\$ 125,718,395	47%		\$ 1,498,668
Total	\$ 1,062,582,302	\$ 923,603,770	\$ 818,544,502			\$ 1,500,257

MONTHLY FINANCIAL REPORT

Change Order Impact to CIP planning
June 2023 F&A

Line

		2023 Budgeted CIP Project List	2023-2032 CIP Project List		June Packet - Change Order Value \$	CY CIP Spending Plan Impacts	10 year CIP Impact
1	Capital Improvement Plan						
2	Major CIP Projects						
3	Power Complex	\$ 55,450,000	\$ 553,450,000				
4	Smart Metering	\$ 20,577,820	\$ 58,481,432				
5	Southeast Louisiana Urban Control Flood Program with US Army Corp of Engineers (SELA)	\$ 16,100,000	\$ 113,900,000				
6	Waterline Replacement (JIRR w/ DPW)	\$ 23,408,968	\$ 23,408,968		Linfield Hunter #12 \$640k; Trigon #7 \$29k	Accelerate reaching the FEMA capped grant*	
7	Consent Decree - Sewer System Evaluation & Rehab (SSERP) and FEMA ESSA	\$ 215,438,914	\$ 282,938,914				
8	Water Hammer Hazard Mitigation Program (Phase I-3)	\$ 5,000,000	\$ 5,000,000		1376 - CO #3 \$1.1m	Reduction in other Paygo Cash Financing Available	
9	Replacement Projects						
10	Water System Facilities Replacement Projects	\$ 7,615,000	\$ 61,340,000		-	-	
11	Wastewater System Facilities Replacement Project	\$ 48,900,000	\$ 242,735,000		-	-	
12	Networks Replacements	\$ 35,550,000	\$ 225,750,000		Paving \$1.6m Early renewal 8168 to reduce backlog	None, Additional IAB funding requested of \$4m	
13	Drainage and Power Facilities Replacement Projects	\$ 13,485,000	\$ 348,480,000		-	-	
14	Repair Projects						
15	Water System Facilities Repairs	\$ 15,050,000	\$ 92,800,000		-	-	
16	Wastewater System Facilities Repairs	\$ 4,650,000	\$ 19,150,000		-	-	
17	Networks Repairs	\$ 4,000,000	\$ 25,000,000		CO #1 Boh 2159 - \$285k	Reduction in other Paygo Cash Financing Available	
18	Drainage and Power Facilities Repairs	\$ 3,750,000	\$ 22,350,000		-	-	
19							
20	Software and Technology Projects	\$ 11,016,550	\$ 44,708,350		-	-	
21	Vehicle and Equipment Purchases	\$ 10,595,000	\$ 112,507,000		-	-	
22	Misc (Facilities, support, etc.)	\$ 27,100,000	\$ 249,190,627		-	-	
23							
24	Total	\$ 517,687,252	\$ 2,481,190,291				
25							
26	Identified Funding Sources	\$ 440,830,621					
27	Projects Pending identified sources	\$ 76,856,631					

Notes

*CNO led discussion underway with FEMA on fully encumbered capped FEMA grant for waterline replacement - PW 21031 Katrina settlement

Power Complex is a transformational power modernization project to improve the reliability and redundancy of our power sources; Multiple funding sources include State Capital Outlay, FEMA, Federal HUD Grants/Earmark, CNO Funds, Fair Share Funds, Drainage Tax Bond, and PayGo Cash Financing

Smart metering is a total replacement of water meters over with new technology that eliminates manual reads and provides real time data to customers; Multiple funding sources identified to date include Refunding bond proceeds and refinancing savings, Fair Share, and PayGo Cash Financing (additional sources are being pursued for the final years of the project).

SELA is comprehensive urban control flood project led by the USACE; funding for our local match requirements and deferred long-term payback amount is through Drainage PayGo Cash financing.

JIRR Waterline replacement is joint program led by DPW to utilize FEMA Grant funding which was capped in a settlement of Hurricane Katrina public assistance claims.

Sewer System Evaluation & Rehabilitation (SSERP) is mandated by the EPA Consent Decree and represents a major overhaul of the Sewer System with the final basin to be completed by October 2025; funding sources include FEMA ESSA, Sewer Bonds, LADEQ Bonds, EPA WIFIA loan and related FEMA water funds being used to meet local match requirements (WIFIA program).

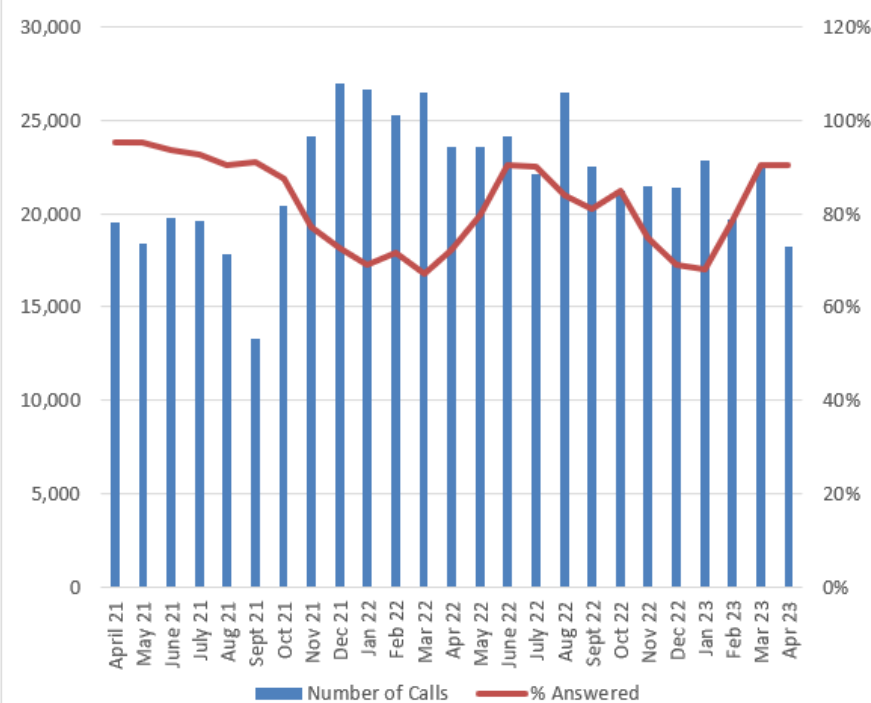
Water Hammer Program (water towers and 2 major pumping station overhauls at Carrollton Water Plant) is funded fully by FEMA Hazard Mitigation Program with the final phase scheduled to be completed by late 2024

Customer Experience

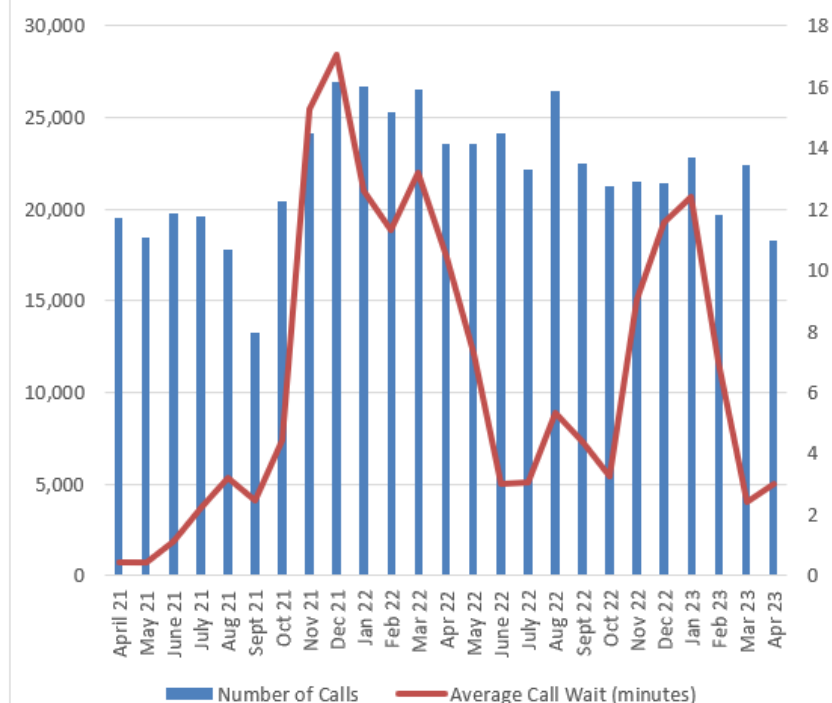
These reports do not include actions and responses related to investigations.

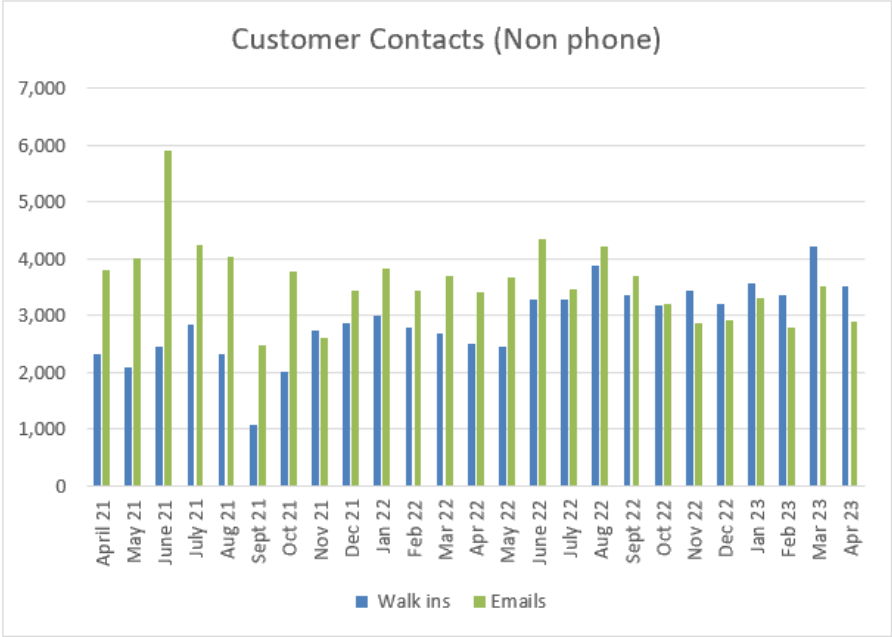
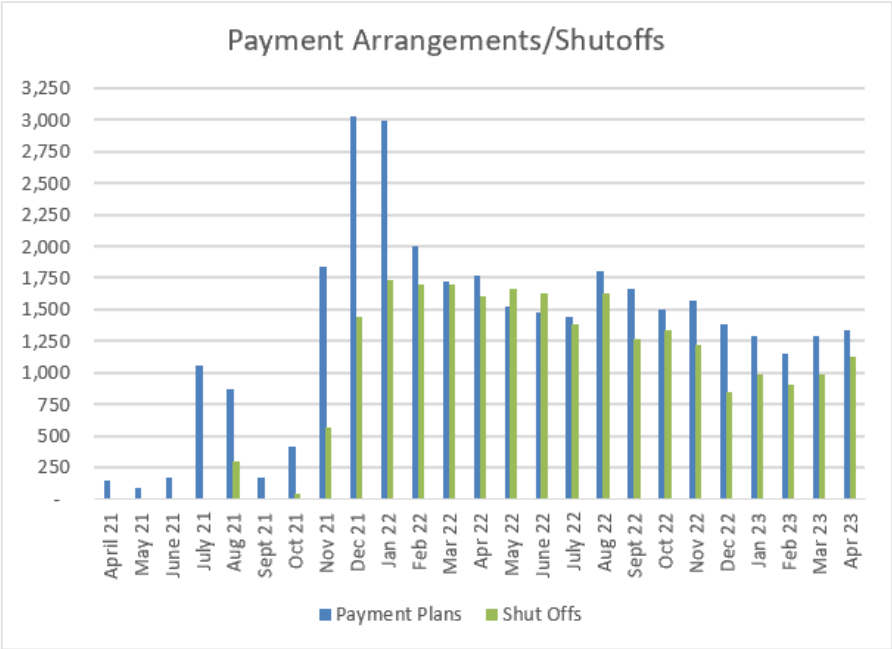
Customers Served	Total Calls Received	Total calls Answered	Total Dropped Calls	Average Call Wait	% Calls Answered
40,212	18,257	16,495	1,762	3:02	90%

Customer Calls and % Answered



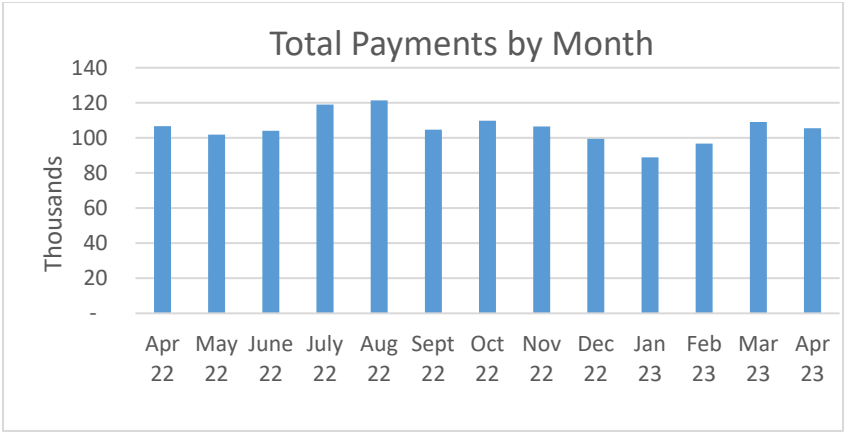
Customer Calls and Average Wait Time





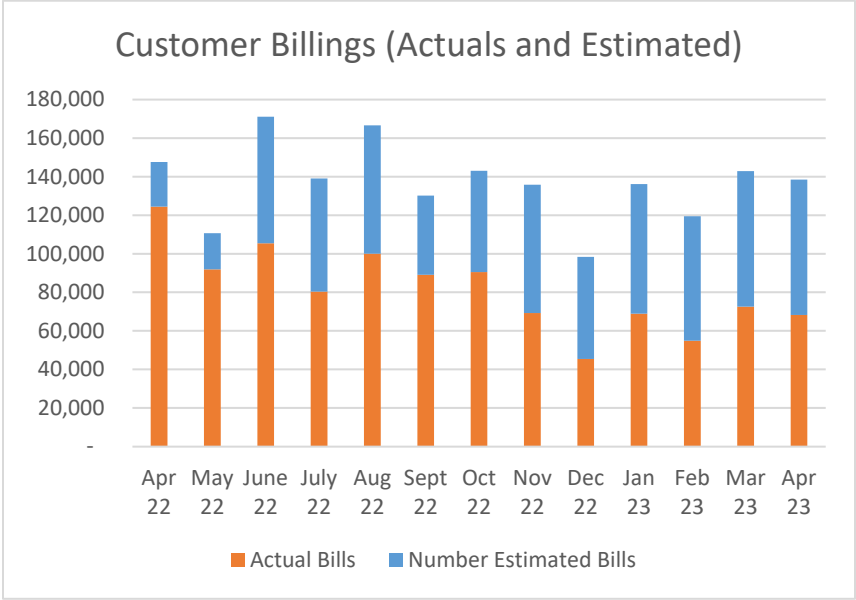
Collections

A total of **105,514** payments were received in the month. These payments were received via mail, walk-ins, online payments, and the interactive voice response phone system.



Billing Statistics

The following metrics are monitored to help management measure and improve the bill accuracy, improve the customer response time and implement best practice collection activity.



Customer Accounts

CUSTOMER ACCOUNT AGING REPORT

As of April 30, 2023

	ACTIVE ACCOUNTS	ACCOUNTS IN DISPUTE	DELINQUENT ACTIVE ACCOUNTS	PAST DUE \$ AMOUNT (60+ DAYS)	\$ CHANGE FROM PRIOR MONTH	% CHANGE FROM PRIOR MONTH
Residential	122,459	3,050	21,486	41,286,037	1,006,351	2%
Multi-Family	4,557	165	703	4,410,487	709,896	18%
Commercial	13,167	356	1,636	16,521,079	(452,393)	-4%
TOTALS	140,183	3,571	23,825	\$62,217,603	\$1,263,855	2%

	30-Apr	31-Mar	28-Feb	31-Jan
Avg Days to Complete Investigation Requests	72	79	93	116
Inactive Accounts >60 days:	25,657	26,171	25,542	25,358
Total Accounts in Dispute:	3,571	3,556	3,862	3,128

Failure to Bill > 40 Days Query dated 5/3/2023

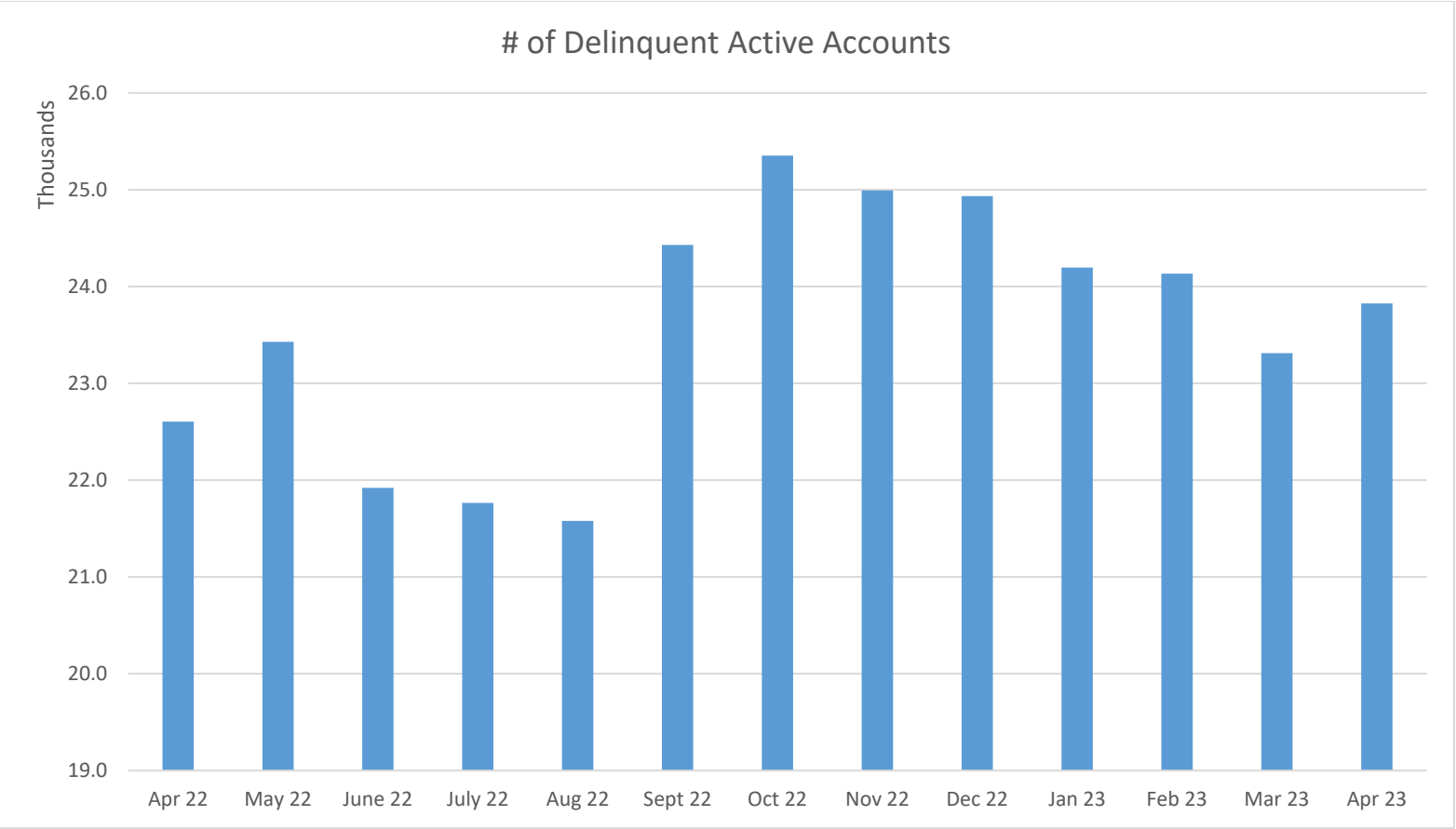
Accounts
182

Billed by 6/9/2023

Residential	130
Non Residential	14
Total	142

Pending as of 6/9/2023

Residential	32
Non Residential	8
Total	40



April 2023 Financial Statements (unaudited)

Pages 14-29 as follows:

- 14. All System Funds Statements of Revenues and Expenses and Changes in Net Position with Prior year (PY)
- 15. All System Funds Statements of Revenues and Expenses and Changes in Net Position with Budget
- 16. Water Fund Statements of Revenues and Expenses and Changes in Net Position with PY
- 17. Water Fund Statements of Revenues and Expenses and Changes in Net Position with Budget
- 18. Sewer Fund Statements of Revenues and Expenses and Changes in Net Position with PY
- 19. Sewer Fund Statements of Revenues and Expenses and Changes in Net Position with Budget
- 20. Drainage Fund Statements of Revenues and Expenses and Changes in Net Position with PY
- 21. Drainage Fund Statements of Revenues and Expenses and Changes in Net Position with Budget
- 22-23. All System Funds Statements of Net Position
- 24-25. Water Fund Statements of Net Position
- 26-27. Sewer Fund Statements of Net Position
- 28-29. Drainage Fund Statements of Net Position

SEWERAGE AND WATER BOARD OF NEW ORLEANS
ALL SYSTEM FUNDS
STATEMENT OF REVENUES AND EXPENSES AND CHANGES IN NET POSITION
WITH PRIOR YEAR COMPARISONS
Preliminary April 2023 Financials

	A	B	C	D	E	F	G	H	
	MTD Actual	MTD Prior Year	MTD Variance	%	YTD Actual	YTD Prior Year	YTD Variance	%	
Operating revenues:									
1 Sales of water and delinquent fees	10,169,417	10,932,118	(762,701)	-7.0%	39,619,148	38,815,437	803,711	2.1%	1
2 Sewerage service charges and del fees	13,436,532	14,714,988	(1,278,456)	-8.7%	50,365,555	49,120,649	1,244,906	2.5%	2
3 Plumbing inspection and license fees	32,510	41,345	(8,835)	-21.4%	168,490	169,010	(520)	-0.3%	3
4 Other revenues	206,983	857,117	(650,134)	-75.9%	915,884	1,796,626	(880,742)	-49.0%	4
5 Total operating revenues	23,845,442	26,545,568	(2,700,126)	-10.2%	91,069,077	89,901,723	1,167,355	1.3%	5
Operating Expenses:									
6 Power and pumping	2,156,125	1,240,903	915,223	73.8%	8,184,807	4,578,673	3,606,134	78.8%	6
7 Treatment	3,475,039	1,150,077	2,324,962	202.2%	9,093,684	4,103,250	4,990,434	121.6%	7
8 Transmission and distribution	2,398,328	3,716,880	(1,318,552)	-35.5%	12,802,139	9,726,742	3,075,397	31.6%	8
9 Customer accounts	379,930	614,558	(234,629)	-38.2%	1,711,532	1,800,644	(89,111)	-4.9%	9
10 Customer service	177,364	856,750	(679,386)	-79.3%	2,562,625	2,158,343	404,282	18.7%	10
11 Administration and general	2,737,097	2,139,581	597,515	27.9%	7,474,873	10,173,989	(2,699,116)	-26.5%	11
12 Payroll related	3,904,491	5,139,142	(1,234,651)	-24.0%	16,918,409	17,265,066	(346,657)	-2.0%	12
13 Maintenance of general plant	(570,528)	1,390,911	(1,961,438)	-141.0%	6,843,034	6,160,904	682,129	11.1%	13
14 Depreciation	6,937,121	6,937,121	-	0.0%	27,748,484	27,748,484	0	0.0%	14
15 Amortization	-	-	-	0.0%	-	-	-	0.0%	15
16 Provision for doubtful accounts	-	2,565,000	(2,565,000)	-100.0%	5,281,800	8,335,000	(3,053,200)	-36.6%	16
17 Provision for claims	346,595	217,701	128,894	59.2%	1,082,220	914,987	167,233	18.3%	17
18 Total operating expenses	21,941,563	25,968,625	(4,027,062)	-15.5%	99,703,607	92,966,081	6,737,526	7.2%	18
19 Operating income (loss)	1,903,879	576,943	1,326,936	230.0%	(8,634,530)	(3,064,359)	(5,570,171)	181.8%	19
Non-operating revenues (expense):									
20 Two-mill tax	183	2	181	10649.4%	850	149	701	469.8%	20
21 Three-mill tax	6,746,360	11,363,199	(4,616,839)	-40.6%	13,095,398	15,055,193	(1,959,795)	-13.0%	21
22 Six-mill tax	7,124,526	25,118,438	(17,993,912)	-71.6%	13,830,251	29,017,382	(15,187,131)	-52.3%	22
23 Nine-mill tax	10,679,211	4,869,190	5,810,021	119.3%	20,730,669	10,713,466	10,017,202	93.5%	23
24 Interest income	385,551	102,786	282,765	275.1%	1,743,445	423,239	1,320,206	311.9%	24
25 Other Taxes	-	99,085	(99,085)	-100.0%	-	99,085	(99,085)	-100.0%	25
26 Other Income	-	-	-	0.0%	-	-	-	0.0%	26
27 Bond Issuance Costs	-	-	-	0.0%	-	-	-	0.0%	27
28 Interest expense	(4,778,300)	(4,129,834)	(648,466)	15.7%	(8,511,083)	(7,226,002)	(1,285,080)	17.8%	28
29 Operating and maintenance grants	13,677	22,000,000	(21,986,323)	-99.9%	28,619	22,001,159	(21,972,540)	-99.9%	29
30 Provision for grants	-	-	-	0.0%	-	-	-	0.0%	30
31 Total non-operating revenues	20,171,207	59,422,866	(39,251,659)	-66.1%	40,918,149	70,083,671	(29,165,523)	-41.6%	31
32 Income before capital contributions	22,075,087	59,999,810	(37,924,723)	-63.2%	32,283,619	73,956,433	(41,672,815)	-56.3%	32
33 Capital contributions	8,509,285	4,225,990	4,283,296	101.4%	30,401,636	6,307,663	24,093,973	382.0%	33
34 Change in net position	30,584,372	64,225,799	(33,641,427)	-52.4%	62,685,255	80,264,096	(17,578,841)	-21.9%	34
35 Transfer of Debt Service Assistance Fund loan payable						-			35
36 Net position, beginning of year					2,707,594,705	2,656,497,793	51,096,912	1.9%	36
37 Net position, end of year					2,770,279,960	2,736,761,889	33,518,071	1.2%	37

SEWERAGE AND WATER BOARD OF NEW ORLEANS
ALL SYSTEM FUNDS
STATEMENT OF REVENUES AND EXPENSES AND CHANGES IN NET POSITION
WITH BUDGET COMPARISONS
Preliminary April 2023 Financials

	A	B	C	D	E	F	G	H	
	MTD	MTD	MTD		YTD	YTD	YTD		
	Actual	Budget	Variance	%	Actual	Budget	Variance	%	
Operating revenues:									
1 Sales of water and delinquent fees	10,169,417	10,026,537	142,880	1.4%	39,619,148	40,106,148	(487,000)	-1.2%	1
2 Sewerage service charges and del fees	13,436,532	12,963,131	473,401	3.7%	50,365,555	51,852,524	(1,486,969)	-2.9%	2
3 Plumbing inspection and license fees	32,510	49,041	(16,531)	-33.7%	168,490	196,165	(27,675)	-14.1%	3
4 Other revenues	206,983	96,550	110,432	114.4%	915,884	386,201	529,683	137.2%	4
5 Total operating revenues	23,845,442	23,135,259	710,183	3.1%	91,069,077	92,541,038	(1,471,960)	-1.6%	5
Operating Expenses:									
6 Power and pumping	2,156,125	2,324,876	(168,751)	-7.3%	8,184,807	9,299,504	(1,114,697)	-12.0%	6
7 Treatment	3,475,039	2,983,494	491,545	16.5%	9,093,684	11,933,975	(2,840,291)	-23.8%	7
8 Transmission and distribution	2,398,328	3,314,641	(916,313)	-27.6%	12,802,139	13,258,562	(456,424)	-3.4%	8
9 Customer accounts	379,930	596,168	(216,238)	-36.3%	1,711,532	2,384,673	(673,140)	-28.2%	9
10 Customer service	177,364	575,559	(398,194)	-69.2%	2,562,625	2,302,235	260,390	11.3%	10
11 Administration and general	2,737,097	5,149,474	(2,412,377)	-46.8%	7,474,873	20,597,895	(13,123,022)	-63.7%	11
12 Payroll related	3,904,491	5,331,486	(1,426,995)	-26.8%	16,918,409	21,325,944	(4,407,536)	-20.7%	12
13 Maintenance of general plant	(570,528)	2,692,125	(3,262,653)	-121.2%	6,843,034	10,768,500	(3,925,466)	-36.5%	13
14 Depreciation	6,937,121	10,045,834	(3,108,713)	-30.9%	27,748,484	40,183,338	(12,434,853)	-30.9%	14
15 Amortization	-	-	-	0.0%	-	-	-	0.0%	15
16 Provision for doubtful accounts	-	-	-	0.0%	5,281,800	-	5,281,800	0.0%	16
17 Provision for claims	346,595	421,414	(74,818)	-17.8%	1,082,220	1,685,654	(603,434)	-35.8%	17
18 Total operating expenses	21,941,563	33,435,070	(11,493,507)	-34.4%	99,703,607	133,740,280	(34,036,673)	-25.4%	18
19 Operating income (loss)	1,903,879	(10,299,811)	12,203,690	-118.5%	(8,634,530)	(41,199,243)	32,564,713	-79.0%	19
Non-operating revenues (expense):									
20 Two-mill tax	183	-	183	0.0%	850	-	850	0.0%	20
21 Three-mill tax	6,746,360	9,027,150	(2,280,790)	-25.3%	13,095,398	10,569,972	2,525,426	23.9%	21
22 Six-mill tax	7,124,526	9,498,500	(2,373,974)	-25.0%	13,830,251	11,121,880	2,708,371	24.4%	22
23 Nine-mill tax	10,679,211	14,237,850	(3,558,639)	-25.0%	20,730,669	16,671,228	4,059,441	24.3%	23
24 Interest income	385,551	43,966	341,584	776.9%	1,743,445	175,865	1,567,579	891.4%	24
25 Other Taxes	-	-	-	0.0%	-	-	-	0.0%	25
26 Other Income	-	197,983	(197,983)	-100.0%	-	791,933	(791,933)	-100.0%	26
27 Interest expense	(4,778,300)	(1,221,591)	(3,556,709)	291.2%	(8,511,083)	(4,886,364)	(3,624,719)	74.2%	27
28 Operating and maintenance grants	13,677	-	13,677	0.0%	28,619	-	28,619	0.0%	28
29 Provision for grants	-	-	-	0.0%	-	-	-	0.0%	29
30 Total non-operating revenues	20,171,207	31,783,859	(11,612,651)	-36.5%	40,918,149	34,444,515	6,473,634	18.8%	30
31 Income before capital contributions	22,075,087	21,484,048	591,039	2.8%	32,283,619	(6,754,728)	39,038,346	-577.9%	31
32 Capital contributions	8,509,285	-	8,509,285	0.0%	30,401,636	-	30,401,636	0.0%	32
33 Change in net position	30,584,372	21,484,048	9,100,324	42.4%	62,685,255	(6,754,728)	69,439,982	-1028.0%	33
35 Audit Adjustment									35
36 Net position, beginning of year					2,707,594,705	2,656,497,793	51,096,912	1.9%	36
37 Net position, end of year					2,770,279,960	2,649,743,065	120,536,894	4.5%	37

SEWERAGE AND WATER BOARD OF NEW ORLEANS
WATER SYSTEM FUND
STATEMENT OF REVENUES AND EXPENSES AND CHANGES IN NET POSITION
WITH PRIOR YEAR COMPARISONS
Preliminary April 2023 Financials

	A	B	C	D	E	F	G	H	
	MTD	MTD	MTD		YTD	YTD	YTD		
	Actual	Prior Year	Variance	%	Actual	Prior Year	Variance	%	
Operating revenues:									
1 Sales of water and delinquent fees	10,169,417	10,932,118	(762,701)	-7.0%	39,619,148	38,815,437	803,711	2.1%	1
2 Sewerage service charges and del fees	-	-	-	0.0%	-	-	-	0.0%	2
3 Plumbing inspection and license fees	16,255	20,673	(4,418)	-21.4%	84,245	84,535	(290)	-0.3%	3
4 Other revenues	172,448	288,124	(115,676)	-40.1%	726,551	986,856	(260,305)	-26.4%	4
5 Total operating revenues	10,358,120	11,240,915	(882,794)	-7.9%	40,429,945	39,886,828	543,116	1.4%	5
Operating Expenses:									
6 Power and pumping	371,740	177,896	193,844	109.0%	1,021,528	582,826	438,702	75.3%	6
7 Treatment	891,098	1,131,814	(240,716)	-21.3%	3,173,315	3,032,659	140,656	4.6%	7
8 Transmission and distribution	1,466,278	1,558,529	(92,251)	-5.9%	5,174,618	3,931,731	1,242,887	31.6%	8
9 Customer accounts	188,853	305,705	(116,853)	-38.2%	850,792	895,590	(44,798)	-5.0%	9
10 Customer service	86,003	425,718	(339,716)	-79.8%	1,270,242	1,070,217	200,024	18.7%	10
11 Administration and general	972,511	726,804	245,708	33.8%	2,512,355	3,413,989	(901,634)	-26.4%	11
12 Payroll related	1,421,662	1,902,512	(480,851)	-25.3%	6,182,148	6,442,999	(260,852)	-4.0%	12
13 Maintenance of general plant	(531,135)	575,655	(1,106,789)	-192.3%	2,854,346	3,101,505	(247,159)	-8.0%	13
14 Depreciation	1,275,225	1,275,225	-	0.0%	5,100,901	5,100,901	0	0.0%	14
15 Amortization	-	-	-	0.0%	-	-	-	0.0%	15
16 Provision for doubtful accounts	-	1,093,000	(1,093,000)	-100.0%	2,342,900	3,680,000	(1,337,100)	-36.3%	16
17 Provision for claims	73,799	87,081	(13,282)	-15.3%	364,448	347,971	16,478	4.7%	17
18 Total operating expenses	6,216,033	9,259,938	(3,043,906)	-32.9%	30,847,592	31,600,387	(752,795)	-2.4%	18
19 Operating income (loss)	4,142,087	1,980,976	2,161,111	109.1%	9,582,352	8,286,442	1,295,911	15.6%	19
Non-operating revenues (expense):									
20 Two-mill tax	-	-	-	0.0%	-	-	-	0.0%	20
21 Three-mill tax	-	-	-	0.0%	-	-	-	0.0%	21
22 Six-mill tax	-	-	-	0.0%	-	-	-	0.0%	22
23 Nine-mill tax	-	-	-	0.0%	-	-	-	0.0%	23
24 Interest income	80,784	15,021	65,763	437.8%	383,103	58,040	325,064	560.1%	24
25 Other Taxes	-	44,093	(44,093)	-100.0%	-	44,093	(44,093)	-100.0%	25
26 Other Income	-	-	-	0.0%	-	-	-	0.0%	26
27 Bond Issuance Costs	-	-	-	0.0%	-	-	-	0.0%	27
28 Interest expense	(486,749)	(503,476)	16,727	-3.3%	(1,972,450)	(2,013,905)	41,455	-2.1%	28
29 Operating and maintenance grants	13,677	22,000,000	(21,986,323)	-99.9%	28,619	22,000,469	(21,971,850)	-99.9%	29
30 Provision for grants	-	-	-	0.0%	-	-	-	0.0%	30
31 Total non-operating revenues	(392,288)	21,555,638	(21,947,926)	-101.8%	(1,560,727)	20,088,697	(21,649,424)	-107.8%	31
32 Income before capital contributions	3,749,799	23,536,614	(19,786,815)	-84.1%	8,021,625	29,650,363	(21,628,738)	-72.9%	32
33 Capital contributions	6,377,230	3,144,841	3,232,389	102.8%	9,592,603	3,493,687	6,098,916	174.6%	33
34 Change in net position	10,127,029	26,681,455	(16,554,426)	-62.0%	17,614,229	33,144,050	(15,529,822)	-46.9%	34
35 Transfer of Debt Service Assistance Fund loan payable						-			35
36 Net position, beginning of year					508,777,798	478,848,945	29,928,853	6.3%	36
37 Net position, end of year					526,392,027	511,992,995	14,399,031	2.8%	37

SEWERAGE AND WATER BOARD OF NEW ORLEANS
WATER SYSTEM FUND
STATEMENT OF REVENUES AND EXPENSES AND CHANGES IN NET POSITION
WITH BUDGET COMPARISONS
Preliminary April 2023 Financials

	A	B	C	D	E	F	G	H	
	MTD	MTD	MTD		YTD	YTD	YTD		
	Actual	Budget	Variance	%	Actual	Budget	Variance	%	
Operating revenues:									
1 Sales of water and delinquent fees	10,169,417	10,026,537	142,880	1.4%	39,619,148	40,106,148	(487,000)	-1.2%	1
2 Sewerage service charges and del fees	-	-	-	0.0%	-	-	-	0.0%	2
3 Plumbing inspection and license fees	16,255	24,608	(8,353)	-33.9%	84,245	98,433	(14,188)	-14.4%	3
4 Other revenues	172,448	45,653	126,795	277.7%	726,551	182,613	543,939	297.9%	4
5 Total operating revenues	10,358,120	10,096,798	261,322	2.6%	40,429,945	40,387,193	42,751	0.1%	5
Operating Expenses:									
6 Power and pumping	371,740	302,549	69,191	22.9%	1,021,528	1,210,196	(188,668)	-15.6%	6
7 Treatment	891,098	1,458,099	(567,001)	-38.9%	3,173,315	5,832,396	(2,659,081)	-45.6%	7
8 Transmission and distribution	1,466,278	1,284,529	181,749	14.1%	5,174,618	5,138,117	36,501	0.7%	8
9 Customer accounts	188,853	296,885	(108,032)	-36.4%	850,792	1,187,538	(336,746)	-28.4%	9
10 Customer service	86,003	284,639	(198,636)	-69.8%	1,270,242	1,138,555	131,687	11.6%	10
11 Administration and general	972,511	1,725,931	(753,419)	-43.7%	2,512,355	6,903,722	(4,391,367)	-63.6%	11
12 Payroll related	1,421,662	2,010,311	(588,649)	-29.3%	6,182,148	8,041,244	(1,859,097)	-23.1%	12
13 Maintenance of general plant	(531,135)	1,486,869	(2,018,004)	-135.7%	2,854,346	5,947,476	(3,093,131)	-52.0%	13
14 Depreciation	1,275,225	2,359,089	(1,083,863)	-45.9%	5,100,901	9,436,354	(4,335,453)	-45.9%	14
15 Amortization	-	-	-	0.0%	-	-	-	0.0%	15
16 Provision for doubtful accounts	-	-	-	0.0%	2,342,900	-	2,342,900	0.0%	16
17 Provision for claims	73,799	163,565	(89,767)	-54.9%	364,448	654,262	(289,813)	-44.3%	17
18 Total operating expenses	6,216,033	11,372,465	(5,156,432)	-45.3%	30,847,592	45,489,860	(14,642,268)	-32.2%	18
19 Operating income (loss)	4,142,087	(1,275,667)	5,417,754	-424.7%	9,582,352	(5,102,667)	14,685,019	-287.8%	19
Non-operating revenues (expense):									
20 Two-mill tax	-	-	-	0.0%	-	-	-	0.0%	20
21 Three-mill tax	-	-	-	0.0%	-	-	-	0.0%	21
22 Six-mill tax	-	-	-	0.0%	-	-	-	0.0%	22
23 Nine-mill tax	-	-	-	0.0%	-	-	-	0.0%	23
24 Interest income	80,784	21,933	58,851	268.3%	383,103	87,732	295,371	336.7%	24
25 Other Taxes	-	-	-	0.0%	-	-	-	0.0%	25
26 Other Income	-	141,450	(141,450)	-100.0%	-	565,800	(565,800)	-100.0%	26
27 Interest expense	(486,749)	(486,749)	(0)	0.0%	(1,972,450)	(1,946,996)	(25,453)	1.3%	27
28 Operating and maintenance grants	13,677	-	13,677	0.0%	28,619	-	28,619	0.0%	28
29 Provision for grants	-	-	-	0.0%	-	-	-	0.0%	29
30 Total non-operating revenues	(392,288)	(323,366)	(68,922)	21.3%	(1,560,727)	(1,293,464)	(267,263)	20.7%	30
31 Income before capital contributions	3,749,799	(1,599,033)	5,348,832	-334.5%	8,021,625	(6,396,131)	14,417,757	-225.4%	31
32 Capital contributions	6,377,230	-	6,377,230	0.0%	9,592,603	-	9,592,603	0.0%	32
33 Change in net position	10,127,029	(1,599,033)	11,726,061	-733.3%	17,614,229	(6,396,131)	24,010,360	-375.4%	33
35 Audit Adjustment	-	-	-	-	-	-	-	-	35
36 Net position, beginning of year	508,777,798	478,848,945	29,928,853	6.3%	508,777,798	478,848,945	29,928,853	6.3%	36
37 Net position, end of year	526,392,027	472,452,814	53,939,213	11.4%	526,392,027	472,452,814	53,939,213	11.4%	37

SEWERAGE AND WATER BOARD OF NEW ORLEANS
SEWER SYSTEM FUND
STATEMENT OF REVENUES AND EXPENSES AND CHANGES IN NET POSITION
WITH PRIOR YEAR COMPARISONS
Preliminary April 2023 Financials

	A	B	C	D	E	F	G	H	
	MTD	MTD	MTD		YTD	YTD	YTD		
	Actual	Prior Year	Variance	%	Actual	Prior Year	Variance	%	
Operating revenues:									
1 Sales of water and delinquent fees	-	-	-	0.0%	-	-	-	0.0%	1
2 Sewerage service charges and del fees	13,436,532	14,714,988	(1,278,456)	-8.7%	50,365,555	49,120,649	1,244,906	2.5%	2
3 Plumbing inspection and license fees	16,255	20,673	(4,418)	-21.4%	84,245	84,475	(230)	-0.3%	3
4 Other revenues	39,934	212,303	(172,369)	-81.2%	181,518	436,994	(255,476)	-58.5%	4
5 Total operating revenues	13,492,721	14,947,963	(1,455,242)	-9.7%	50,631,318	49,642,119	989,200	2.0%	5
Operating Expenses:									
6 Power and pumping	804,636	321,633	483,003	150.2%	2,336,650	1,217,520	1,119,130	91.9%	6
7 Treatment	2,583,941	18,263	2,565,677	14048.4%	5,920,369	1,070,591	4,849,778	453.0%	7
8 Transmission and distribution	645,282	1,702,820	(1,057,537)	-62.1%	5,876,453	4,243,070	1,633,384	38.5%	8
9 Customer accounts	188,852	305,705	(116,853)	-38.2%	850,790	895,589	(44,799)	-5.0%	9
10 Customer service	86,002	425,718	(339,716)	-79.8%	1,270,241	1,070,217	200,024	18.7%	10
11 Administration and general	1,172,566	938,375	234,192	25.0%	3,236,196	4,553,689	(1,317,493)	-28.9%	11
12 Payroll related	1,476,699	1,904,545	(427,846)	-22.5%	6,423,427	6,453,647	(30,220)	-0.5%	12
13 Maintenance of general plant	226,354	555,728	(329,374)	-59.3%	2,802,954	1,845,207	957,747	51.9%	13
14 Depreciation	2,700,979	2,700,979	-	0.0%	10,803,916	10,803,916	0	0.0%	14
15 Amortization	-	-	-	0.0%	-	-	-	0.0%	15
16 Provision for doubtful accounts	-	1,472,000	(1,472,000)	-100.0%	2,938,900	4,655,000	(1,716,100)	-36.9%	16
17 Provision for claims	73,799	87,080	(13,282)	-15.3%	364,449	393,030	(28,582)	-7.3%	17
18 Total operating expenses	9,959,110	10,432,846	(473,736)	-4.5%	42,824,345	37,201,476	5,622,869	15.1%	18
					-				
19 Operating income (loss)	3,533,611	4,515,117	(981,506)	-21.7%	7,806,973	12,440,643	(4,633,670)	-37.2%	19
Non-operating revenues (expense):									
20 Two-mill tax	-	-	-	0.0%	-	-	-	0.0%	20
21 Three-mill tax	-	-	-	0.0%	-	-	-	0.0%	21
22 Six-mill tax	-	-	-	0.0%	-	-	-	0.0%	22
23 Nine-mill tax	-	-	-	0.0%	-	-	-	0.0%	23
24 Interest income	187,113	87,615	99,498	113.6%	1,046,886	363,294	683,592	188.2%	24
25 Other Taxes	-	54,992	(54,992)	-100.0%	-	54,992	(54,992)	-100.0%	25
26 Other Income	-	-	-	0.0%	-	-	-	0.0%	26
27 Bond Issuance Costs	-	-	-	0.0%	-	-	-	0.0%	27
28 Interest expense	(736,451)	-	(736,451)	0.0%	(2,971,256)	(1,585,740)	(1,385,516)	87.4%	28
29 Operating and maintenance grants	-	-	-	0.0%	-	690	(690)	-100.0%	29
30 Provision for grants	-	-	-	0.0%	-	-	-	0.0%	30
31 Total non-operating revenues	(549,338)	142,607	(691,946)	-485.2%	(1,924,371)	(1,166,763)	(757,608)	64.9%	31
					-				
32 Income before capital contributions	2,984,273	4,657,724	(1,673,452)	-35.9%	5,882,602	13,974,859	(8,092,257)	-57.9%	32
33 Capital contributions	-	75,597	(75,597)	-100.0%	3,476,928	1,411,580	2,065,348	146.3%	33
34 Change in net position	2,984,273	4,733,321	(1,749,048)	-37.0%	9,359,530	15,386,439	(6,026,908)	-39.2%	34
35 Transfer of Debt Service Assistance Fund loan payable						-			35
36 Net position, beginning of year					865,706,012	869,341,382	(3,635,370)	-0.4%	36
37 Net position, end of year					875,065,542	884,727,821	(9,662,278)	-1.1%	37

SEWERAGE AND WATER BOARD OF NEW ORLEANS
SEWER SYSTEM FUND
STATEMENT OF REVENUES AND EXPENSES AND CHANGES IN NET POSITION
WITH BUDGET COMPARISONS
Preliminary April 2023 Financials

	A	B	C	D	E	F	G	H	
	MTD	MTD	MTD		YTD	YTD	YTD		
	Actual	Budget	Variance	%	Actual	Budget	Variance	%	
Operating revenues:									
1 Sales of water and delinquent fees	-	-	-	0.0%	-	-	-	0.0%	1
2 Sewerage service charges and del fees	13,436,532	12,963,131	473,401	3.7%	50,365,555	51,852,524	(1,486,969)	-2.9%	2
3 Plumbing inspection and license fees	16,255	24,433	(8,178)	-33.5%	84,245	97,732	(13,487)	-13.8%	3
4 Other revenues	39,934	50,897	(10,963)	-21.5%	181,518	203,588	(22,070)	-10.8%	4
5 Total operating revenues	13,492,721	13,038,461	454,260	3.5%	50,631,318	52,153,844	(1,522,526)	-2.9%	5
Operating Expenses:									
6 Power and pumping	804,636	707,846	96,790	13.7%	2,336,650	2,831,385	(494,736)	-17.5%	6
7 Treatment	2,583,941	1,525,395	1,058,546	69.4%	5,920,369	6,101,579	(181,210)	-3.0%	7
8 Transmission and distribution	645,282	1,613,531	(968,248)	-60.0%	5,876,453	6,454,122	(577,669)	-9.0%	8
9 Customer accounts	188,852	296,885	(108,032)	-36.4%	850,790	1,187,538	(336,748)	-28.4%	9
10 Customer service	86,002	284,639	(198,636)	-69.8%	1,270,241	1,138,555	131,686	11.6%	10
11 Administration and general	1,172,566	2,302,707	(1,130,141)	-49.1%	3,236,196	9,210,829	(5,974,632)	-64.9%	11
12 Payroll related	1,476,699	2,010,494	(533,795)	-26.6%	6,423,427	8,041,978	(1,618,550)	-20.1%	12
13 Maintenance of general plant	226,354	713,846	(487,492)	-68.3%	2,802,954	2,855,384	(52,430)	-1.8%	13
14 Depreciation	2,700,979	4,282,071	(1,581,092)	-36.9%	10,803,916	17,128,283	(6,324,367)	-36.9%	14
15 Amortization	-	-	-	0.0%	-	-	-	0.0%	15
16 Provision for doubtful accounts	-	-	-	0.0%	2,938,900	-	2,938,900	0.0%	16
17 Provision for claims	73,799	163,565	(89,767)	-54.9%	364,449	654,262	(289,813)	-44.3%	17
18 Total operating expenses	9,959,110	13,900,979	(3,941,869)	-28.4%	42,824,345	55,603,915	(12,779,569)	-23.0%	18
19 Operating income (loss)	3,533,611	(862,518)	4,396,129	-509.7%	7,806,973	(3,450,070)	11,257,043	-326.3%	19
Non-operating revenues (expense):									
20 Two-mill tax	-	-	-	0.0%	-	-	-	0.0%	20
21 Three-mill tax	-	-	-	0.0%	-	-	-	0.0%	21
22 Six-mill tax	-	-	-	0.0%	-	-	-	0.0%	22
23 Nine-mill tax	-	-	-	0.0%	-	-	-	0.0%	23
24 Interest income	187,113	13,358	173,754	1300.7%	1,046,886	53,433	993,452	1859.2%	24
25 Other Taxes	-	-	-	0.0%	-	-	-	0.0%	25
26 Other Income	-	54,258	(54,258)	-100.0%	-	217,033	(217,033)	-100.0%	26
27 Interest expense	(736,451)	(731,092)	(5,359)	0.7%	(2,971,256)	(2,924,367)	(46,889)	1.6%	27
28 Operating and maintenance grants	-	-	-	0.0%	-	-	-	0.0%	28
29 Provision for grants	-	-	-	0.0%	-	-	-	0.0%	29
30 Total non-operating revenues	(549,338)	(663,475)	114,137	-17.2%	(1,924,371)	(2,653,901)	729,530	-27.5%	30
31 Income before capital contributions	2,984,273	(1,525,993)	4,510,266	-295.6%	5,882,602	(6,103,971)	11,986,573	-196.4%	31
32 Capital contributions	-	-	-	0.0%	3,476,928	-	3,476,928	0.0%	32
33 Change in net position	2,984,273	(1,525,993)	4,510,266	-295.6%	9,359,530	(6,103,971)	15,463,501	-253.3%	33
35 Audit Adjustment	-	-	-	-	-	-	-	-	35
36 Net position, beginning of year	-	-	-	-	865,706,012	869,341,382	(3,635,370)	-0.4%	36
37 Net position, end of year	-	-	-	-	875,065,542	863,237,411	11,828,131	1.4%	37

SEWERAGE AND WATER BOARD OF NEW ORLEANS
DRAINAGE SYSTEM FUND
STATEMENT OF REVENUES AND EXPENSES AND CHANGES IN NET POSITION
WITH PRIOR YEAR COMPARISONS
Preliminary April 2023 Financials

	A	B	C	D	E	F	G	H	
	MTD	MTD	MTD		YTD	YTD	YTD		
	Actual	Prior Year	Variance	%	Actual	Prior Year	Variance	%	
Operating revenues:									
1 Sales of water and delinquent fees	-	-	-	0.0%	-	-	-	0.0%	1
2 Sewerage service charges and del fees	-	-	-	0.0%	-	-	-	0.0%	2
3 Plumbing inspection and license fees	-	-	-	0.0%	-	-	-	0.0%	3
4 Other revenues	(5,399)	356,690	(362,089)	-101.5%	7,814	372,776	(364,961)	-97.9%	4
5 Total operating revenues	(5,399)	356,690	(362,089)	-101.5%	7,814	372,776	(364,961)	-97.9%	5
Operating Expenses:									
6 Power and pumping	979,750	741,374	238,376	32.2%	4,826,630	2,778,328	2,048,302	73.7%	6
7 Treatment	-	-	-	0.0%	-	-	-	0.0%	7
8 Transmission and distribution	286,768	455,532	(168,764)	-37.0%	1,751,067	1,551,941	199,126	12.8%	8
9 Customer accounts	2,225	3,148	(923)	-29.3%	9,951	9,465	486	5.1%	9
10 Customer service	5,360	5,313	46	0.9%	22,142	17,909	4,233	23.6%	10
11 Administration and general	592,019	474,403	117,616	24.8%	1,726,322	2,206,311	(479,989)	-21.8%	11
12 Payroll related	1,006,130	1,332,084	(325,954)	-24.5%	4,312,834	4,368,420	(55,586)	-1.3%	12
13 Maintenance of general plant	(265,747)	259,528	(525,275)	-202.4%	1,185,734	1,214,193	(28,459)	-2.3%	13
14 Depreciation	2,960,917	2,960,917	-	0.0%	11,843,667	11,843,668	(0)	0.0%	14
15 Amortization	-	-	-	0.0%	-	-	-	0.0%	15
16 Provision for doubtful accounts	-	-	-	0.0%	-	-	-	0.0%	16
17 Provision for claims	198,998	43,540	155,458	357.0%	353,323	173,986	179,337	103.1%	17
18 Total operating expenses	5,766,420	6,275,840	(509,420)	-8.1%	26,031,670	24,164,219	1,867,451	7.7%	18
19 Operating income (loss)	(5,771,819)	(5,919,150)	147,331	-2.5%	(26,023,855)	(23,791,443)	(2,232,412)	9.4%	19
Non-operating revenues (expense):									
20 Two-mill tax	183	2	181	10649.4%	850	149	701	469.8%	20
21 Three-mill tax	6,746,360	11,363,199	(4,616,839)	-40.6%	13,095,398	15,055,193	(1,959,795)	-13.0%	21
22 Six-mill tax	7,124,526	25,118,438	(17,993,912)	-71.6%	13,830,251	29,017,382	(15,187,131)	-52.3%	22
23 Nine-mill tax	10,679,211	4,869,190	5,810,021	119.3%	20,730,669	10,713,466	10,017,202	93.5%	23
24 Interest income	117,654	150	117,504	78195.0%	313,455	1,905	311,551	16357.5%	24
25 Other Taxes	-	-	-	0.0%	-	-	-	0.0%	25
26 Other Income	-	-	-	0.0%	-	-	-	0.0%	26
27 Bond Issuance Costs	-	-	-	0.0%	-	-	-	0.0%	27
28 Interest expense	(3,555,100)	(3,626,358)	71,258	-2.0%	(3,567,377)	(3,626,358)	58,981	-1.6%	28
29 Operating and maintenance grants	-	-	-	0.0%	-	-	-	0.0%	29
30 Provision for claims	-	-	-	0.0%	-	-	-	0.0%	30
31 Total non-operating revenues	21,112,834	37,724,622	(16,611,788)	-44.0%	44,403,246	51,161,737	(6,758,491)	-13.2%	31
32 Income before capital contributions	15,341,015	31,805,472	(16,464,457)	-51.8%	18,379,391	30,331,211	(11,951,820)	-39.4%	32
33 Capital contributions	2,132,056	1,005,552	1,126,504	112.0%	17,332,104	1,402,396	15,929,709	1135.9%	33
34 Change in net position	17,473,071	32,811,023	(15,337,953)	-46.7%	35,711,496	31,733,607	3,977,889	12.5%	34
35 Transfer of Debt Service Assistance Fund loan payable						-			35
36 Net position, beginning of year					1,333,110,895	1,308,307,466	24,803,429	1.9%	36
37 Net position, end of year					1,368,822,391	1,340,041,073	28,781,318	2.1%	37

SEWERAGE AND WATER BOARD OF NEW ORLEANS
DRAINAGE SYSTEM FUND
STATEMENT OF REVENUES AND EXPENSES AND CHANGES IN NET POSITION
WITH BUDGET COMPARISONS
Preliminary April 2023 Financials

	A	B	C	D	E	F	G	H	
	MTD	MTD	MTD		YTD	YTD	YTD		
	Actual	Budget	Variance	%	Actual	Budget	Variance	%	
Operating revenues:									
1 Sales of water and delinquent fees	-	-	-	0.0%	-	-	-	0.0%	1
2 Sewerage service charges and del fees	-	-	-	0.0%	-	-	-	0.0%	2
3 Plumbing inspection and license fees	-	-	-	0.0%	-	-	-	0.0%	3
4 Other revenues	(5,399)	-	(5,399)	100.0%	7,814	-	7,814	100.0%	4
5 Total operating revenues	(5,399)	-	(5,399)	100.0%	7,814	-	7,814	100.0%	5
Operating Expenses:									
6 Power and pumping	979,750	1,314,481	(334,731)	-25.5%	4,826,630	5,257,923	(431,294)	-8.2%	6
7 Treatment	-	-	-	0.0%	-	-	-	0.0%	7
8 Transmission and distribution	286,768	416,581	(129,813)	-31.2%	1,751,067	1,666,323	84,745	5.1%	8
9 Customer accounts	2,225	2,399	(174)	-7.2%	9,951	9,597	354	3.7%	9
10 Customer service	5,360	6,281	(921)	-14.7%	22,142	25,125	(2,983)	-11.9%	10
11 Administration and general	592,019	1,120,836	(528,817)	-47.2%	1,726,322	4,483,345	(2,757,023)	-61.5%	11
12 Payroll related	1,006,130	1,310,681	(304,550)	-23.2%	4,312,834	5,242,722	(929,889)	-17.7%	12
13 Maintenance of general plant	(265,747)	491,410	(757,157)	-154.1%	1,185,734	1,965,640	(779,906)	-39.7%	13
14 Depreciation	2,960,917	3,404,675	(443,758)	-13.0%	11,843,667	13,618,700	(1,775,033)	-13.0%	14
15 Amortization	-	-	-	0.0%	-	-	-	0.0%	15
16 Provision for doubtful accounts	-	-	-	0.0%	-	-	-	0.0%	16
17 Provision for claims	198,998	94,283	104,715	111.1%	353,323	377,131	(23,808)	-6.3%	17
18 Total operating expenses	5,766,420	8,161,626	(2,395,207)	-29.3%	26,031,670	32,646,505	(6,614,836)	-20.3%	18
19 Operating income (loss)	(5,771,819)	(8,161,626)	2,389,807	-29.3%	(26,023,855)	(32,646,505)	6,622,650	-20.3%	19
Non-operating revenues (expense):									
20 Two-mill tax	183	-	183	0.0%	850	-	850	0.0%	20
21 Three-mill tax	6,746,360	9,027,150	(2,280,790)	-25.3%	13,095,398	10,569,972	2,525,426	23.9%	21
22 Six-mill tax	7,124,526	9,498,500	(2,373,974)	-25.0%	13,830,251	11,121,880	2,708,371	24.4%	22
23 Nine-mill tax	10,679,211	14,237,850	(3,558,639)	-25.0%	20,730,669	16,671,228	4,059,441	24.3%	23
24 Interest income	117,654	8,675	108,979	1256.2%	313,455	34,700	278,755	803.3%	24
25 Other Taxes	-	-	-	0.0%	-	-	-	0.0%	25
26 Other Income	-	2,275	(2,275)	-100.0%	-	9,100	(9,100)	-100.0%	26
27 Interest expense	(3,555,100)	(3,750)	(3,551,350)	94702.7%	(3,567,377)	(15,000)	(3,552,377)	23682.5%	27
28 Operating and maintenance grants	-	-	-	0.0%	-	-	-	0.0%	28
29 Provision for grants	-	-	-	0.0%	-	-	-	0.0%	29
30 Total non-operating revenues	21,112,834	32,770,700	(11,657,866)	-35.6%	44,403,246	38,391,880	6,011,366	15.7%	30
31 Income before capital contributions	15,341,015	24,609,074	(9,268,059)	-37.7%	18,379,391	5,745,375	12,634,017	219.9%	31
32 Capital contributions	2,132,056	-	2,132,056	0.0%	17,332,104	-	17,332,104	0.0%	32
33 Change in net position	17,473,071	24,609,074	(7,136,003)	-29.0%	35,711,496	5,745,375	29,966,121	521.6%	33
35 Audit Adjustment	-	-	-	-	-	-	-	-	35
36 Net position, beginning of year	1,333,110,895	1,308,307,466	24,803,429	1.9%	1,368,822,391	1,314,052,841	54,769,550	4.2%	36
37 Net position, end of year	-	-	-	-	-	-	-	-	37

SEWERAGE AND WATER BOARD OF NEW ORLEANS
ALL SYSTEM FUNDS
STATEMENTS OF NET POSITION
WITH PRIOR YEAR AND BEGINNING OF YEAR COMPARISONS
Preliminary April 2023 Financials

Assets		A	B	C	D	E	F	G	
		Prior Year	Variance	%	Current Year	Variance	%	Beginning of Year	
Noncurrent assets:									
1	Property, plant and equipment	4,814,901,910	262,741,666	5.5%	5,077,643,576	456,804,467	9.9%	4,620,839,109	1
2	Less: accumulated depreciation	1,232,614,418	200,445,323	16.3%	1,433,059,741	285,540,618	24.9%	1,147,519,123	2
3	Property, plant, and equipment, net	3,582,287,492	62,296,343	1.7%	3,644,583,835	171,263,849	4.9%	3,473,319,986	3
Restricted cash, cash equivalents, and investments									
4	Cash and cash equivalents restricted for capital projects	101,605,924	(2,343,889)	-2.3%	99,262,035	(3,038,098)	-3.0%	102,300,133	4
5	Debt service	23,894,005	6,272,931	26.3%	30,166,936	19,065,732	171.7%	11,101,204	5
6	Debt service reserve	12,722,535	274,819	2.2%	12,997,354	(20,445,606)	-61.1%	33,442,960	6
7	Health insurance reserve	2,400,000	488,000	20.3%	2,888,000	375,000	14.9%	2,513,000	7
8	Total restricted cash, cash equivalents, and investments	140,622,464	4,691,860	3.3%	145,314,324	(4,042,973)	-2.7%	149,357,297	8
Current assets:									
Unrestricted and undesignated									
9	Cash and cash equivalents	122,981,966	30,807,047	25.1%	153,789,013	66,377,521	75.9%	87,411,492	9
Accounts receivable:									
10	Customers (net of allowance for doubtful accounts)	44,423,244	(15,641,973)	-35.2%	28,781,272	(13,223,874)	-31.5%	42,005,146	10
11	Taxes	1,552,171	325,942	21.0%	1,878,113	(1,266,347)	-40.3%	3,144,460	11
12	Interest	60	-	0.0%	60	(1,497)	-96.1%	1,557	12
13	Grants	14,497,871	19,711,712	136.0%	34,209,584	5,527,984	19.3%	28,681,600	13
14	Miscellaneous	24,403,199	(18,313,313)	-75.0%	6,089,886	3,775,714	163.2%	2,314,172	14
15	Due from (to) other internal departments	493,635	(835,692)	-169.3%	(342,057)	(341,235)	41512.8%	(822)	15
16	Inventory of supplies	6,843,865	(788,813)	-11.5%	6,055,051	535,565	9.7%	5,519,486	16
17	Prepaid expenses	714,799	227,413	31.8%	942,212	84,125	9.8%	858,087	17
18	Total unrestricted current assets	215,910,810	15,492,323	7.2%	231,403,134	61,467,956	36.2%	169,935,178	18
Other assets:									
19	Funds from/for customer deposits	14,149,916	562,861	4.0%	14,712,777	1,480,563	11.2%	13,232,214	19
20	Deposits	51,315	-	0.0%	51,315	-	0.0%	51,315	20
21	Total other assets	14,201,231	562,861	4.0%	14,764,092	1,480,563	11.1%	13,283,529	21
22	TOTAL ASSETS	3,953,021,998	83,043,387	16.2%	4,036,065,385	230,169,395	49.5%	3,805,895,990	22
Deferred outflows or resources:									
23	Deferred amounts related to net pension liability	46,837,680	19,592,802	41.8%	66,430,483	49,924,273	75.2%	16,506,210	23
24	Deferred amounts related to OPEB	78,545,413	(69,133,600)	-88.0%	9,411,813	(36,613,187)	-79.6%	46,025,000	24
25	Deferred loss on bond refunding	423,050	(82,910)	-19.6%	340,139	(1,998,349)	-85.5%	2,338,488	25
26	TOTAL DEFERRED OUTFLOWS OF RESOURCES	125,806,143	(49,623,708)	-39.4%	76,182,435	11,312,737	17.4%	64,869,698	26
27	TOTAL ASSETS AND TOTAL DEFERRED OUTFLOWS	4,078,828,141	33,419,680	0.8%	4,112,247,820	241,482,132	6.2%	3,870,765,688	27

SEWERAGE AND WATER BOARD OF NEW ORLEANS
ALL SYSTEM FUNDS
STATEMENTS OF NET POSITION
WITH PRIOR YEAR COMPARISONS
Preliminary April 2023 Financials

	A	B	C	D	E	F	G	
	Prior Year	Variance	%	Current Year	Variance	%	Beginning of Year	
NET ASSETS AND LIABILITIES								
Net position								
1 Net investments in capital assets	3,841,560,992	212,870,625	5.5%	4,054,431,617	1,197,689,901	41.9%	2,856,741,716	1
2 Restricted for Debt Service	36,684,238	7,045,123	19.2%	43,729,361	(814,803)	-1.8%	44,544,164	2
3 Unrestricted	(1,141,483,341)	(186,397,678)	16.3%	(1,327,881,019)	(999,203,050)	304.0%	(328,677,969)	3
4 Total net position	2,736,761,889	33,518,070	1.2%	2,770,279,959	197,672,048	7.7%	2,572,607,911	4
Long-term liabilities								
5 Claims payable	44,419,241	(768,589)	-1.7%	43,650,652	359,796	0.8%	43,290,856	5
6 Accrued vacation and sick pay	10,621,943	227,677	2.1%	10,849,620	944,723	9.5%	9,904,897	6
7 Net pension obligation	85,974,756	42,712,716	49.7%	128,687,472	31,172,367	32.0%	97,515,105	7
8 Other postretirement benefits liability	284,369,448	(93,822,431)	-33.0%	190,547,018	(35,319,411)	-15.6%	225,866,429	8
9 Bonds payable (net of current maturities)	513,776,229	18,059,179	3.5%	531,835,408	40,225,525	8.2%	491,609,883	9
10 Special Community Disaster Loan Payable	-	-	0.0%	-	-	0.0%	-	10
11 Southeast Louisiana Project liability	204,789,827	10,467,693	5.1%	215,257,520	5,442,000	2.6%	209,815,520	11
12 Debt Service Assistance Fund Loan payable	37,265,290	(5,939,680)	-15.9%	31,325,610	(5,939,680)	-15.9%	37,265,290	12
13 Customer deposits	14,149,916	562,861	4.0%	14,712,777	1,480,563	11.2%	13,232,214	13
14 Total long-term liabilities	1,195,366,651	(29,063,435)	-2.4%	1,166,866,077	38,365,883	3.4%	1,128,500,194	14
Current liabilities (payable from current assets)								
15 Accounts payable and other liabilities	54,865,657	7,936,674	14.5%	62,802,331	(31,827,643)	-33.6%	94,629,974	15
16 Due to City of New Orleans	2,823,717	2,522,572	89.3%	5,346,289	3,319,280	163.8%	2,027,009	16
17 Disaster Reimbursement Revolving Loan	-	-	0.0%	-	-	0.0%	-	17
18 Retainers and estimates payable	9,268,252	3,345,619	36.1%	12,613,871	6,385,636	102.5%	6,228,235	18
19 Due to other fund	910,194	(533,197)	-58.6%	376,997	(181,394)	-32.5%	558,391	19
20 Accrued salaries	(900,004)	293,122	-32.6%	(606,883)	(2,402,483)	#####	1,795,600	20
21 Claims payable	4,340,341	105,337	2.4%	4,445,677	130,439	3.0%	4,315,238	21
22 Total OPEB liability, due within one year	5,117,913	3,010,604	58.8%	8,128,517	1,559,240	23.7%	6,569,277	22
23 Debt Service Assistance Fund Loan payable	-	3,037,178	0.0%	3,037,178	263,381	9.5%	2,773,797	23
24 Advances from federal government	4,734,010	(4,734,010)	-100.0%	-	(4,731,373)	#####	4,731,373	24
25 Other Liabilities	1,815,606	333,998	18.4%	2,149,605	850,928	65.5%	1,298,677	25
26 Total current liabilities (payable from current assets)	82,975,685	15,317,897	18.5%	98,293,581	(26,633,990)	68.1%	124,927,571	26
Current liabilities (payable from restricted assets)								
27 Accrued interest	1,591,593	59,646	3.7%	1,651,239	(966,930)	-36.9%	2,618,169	27
28 Bonds payable	23,143,000	4,374,000	18.9%	27,517,000	10,064,000	57.7%	17,453,000	28
29 Retainers and estimates payable	-	-	0.0%	-	(86,441)	#####	86,441	29
30 Total current liabilities (payable from restricted assets)	24,734,593	4,433,646	17.9%	29,168,239	9,010,629	44.7%	20,157,610	30
31 Total current liabilities	107,710,278	19,751,543	18.3%	127,461,820	(17,623,361)	-12.1%	145,085,181	31
32 Total liabilities	1,303,076,928	13,811,863	1.1%	1,294,327,897	20,742,522	1.6%	1,273,585,375	32
Deferred inflows or resources:								
33 Amounts related to net pension liability	27,248,840	(23,839,316)	-87.5%	3,409,524	(11,667,153)	-77.4%	15,076,677	33
34 Amounts related to total OPEB liability	11,740,484	32,489,956	276.7%	44,230,440	34,734,715	365.8%	9,495,725	34
35 TOTAL DEFERRED INFLOWS OF RESOURCES	38,989,324	(23,839,316)	-61.1%	47,639,964	23,067,562	93.9%	24,572,402	35
36 Total Net Position, Liabilities and Deferred Inflows of Resources	4,078,828,141	47,329,933	1.2%	4,112,247,820	241,482,132	6.2%	3,870,765,688	36

SEWERAGE AND WATER BOARD OF NEW ORLEANS
WATER SYSTEM FUND
STATEMENTS OF NET POSITION
WITH PRIOR YEAR AND BEGINNING OF YEAR COMPARISONS
Preliminary April 2023 Financials

Assets	A	B	C	D	E	F	G	
	Prior Year	Variance	%	Current Year	Variance	%	Beginning of Year	
Noncurrent assets:								
1 Property, plant and equipment	1,168,312,779	90,506,692	7.7%	1,258,819,471	177,968,119	16.5%	1,080,851,352	1
2 Less: accumulated depreciation	392,869,338	71,666,694	18.2%	464,536,032	86,643,491	22.9%	377,892,541	2
3 Property, plant, and equipment, net	775,443,441	18,839,998	2.4%	794,283,439	91,324,628	13.0%	702,958,811	3
Restricted cash, cash equivalents, and investments								
4 Cash and cash equivalents restricted for capital projects	10,819,508	(6,329,731)	-58.5%	4,489,777	(8,785,110)	-66.2%	13,274,887	4
5 Debt service	5,577,342	106,542	1.9%	5,683,884	(2,666,123)	-46.9%	3,017,761	5
6 Debt service reserve	5,599,000	-	0.0%	5,599,000	7,874,550	140.6%	13,473,550	6
7 Health insurance reserve	843,313	195,200	23.1%	1,038,513	150,000	16.9%	888,513	7
8 Total restricted cash, cash equivalents, and investments	22,839,163	(6,027,989)	-26.4%	16,811,174	(13,843,537)	-45.2%	30,654,711	8
Current assets:								
Unrestricted and undesignated								
9 Cash and cash equivalents	9,946,279	24,276,032	244.1%	34,222,311	13,488,774	39.4%	20,733,537	9
Accounts receivable:								
10 Customers (net of allowance for doubtful accounts)	22,393,237	(6,380,883)	-28.5%	16,012,354	(3,500,684)	-21.9%	19,513,038	10
11 Taxes	-	-	0.0%	-	-	0.0%	-	11
12 Interest	-	-	0.0%	-	-	0.0%	-	12
13 Grants	12,822,191	4,326,781	33.7%	17,148,971	(6,562,862)	-27.7%	23,711,833	13
14 Miscellaneous	22,535,793	(18,875,521)	-83.8%	3,660,272	2,984,999	442.0%	675,273	14
15 Due from (to) other internal departments	1,811,971	5,193,461	286.6%	7,005,432	11,829,158	-245.2%	(4,823,726)	15
16 Inventory of supplies	2,934,181	(146,642)	-5.0%	2,787,539	253,830	10.0%	2,533,709	16
17 Prepaid expenses	342,510	90,965	26.6%	433,475	33,650	8.4%	399,825	17
18 Total unrestricted current assets	72,786,161	8,484,194	11.7%	81,270,355	18,526,866	29.5%	62,743,489	18
Other assets:								
19 Funds from/for customer deposits	14,149,916	562,861	4.0%	14,712,777	1,480,563	11.2%	13,232,214	19
20 Deposits	22,950	-	0.0%	22,950	-	0.0%	22,950	20
21 Total other assets	14,172,866	562,861	4.0%	14,735,727	1,480,563	11.2%	13,255,164	21
22 TOTAL ASSETS	885,241,631	21,859,063	-8.3%	907,100,695	97,488,520	8.5%	809,612,175	22
Deferred outflows or resources:								
23 Deferred amounts related to net pension liability	24,092,228	6,177,615	25.6%	30,269,843	24,767,773	450.2%	5,502,070	23
24 Deferred amounts related to OPEB	26,181,805	(23,044,533)	-88.0%	3,137,271	(12,204,396)	-79.6%	15,341,667	24
25 Deferred loss on bond refunding	-	-	0.0%	-	(6,524)	-100.0%	6,524	25
26 TOTAL DEFERRED OUTFLOWS OF RESOURCES	50,274,033	(16,866,919)	-33.5%	33,407,115	12,556,854	60.2%	20,850,261	26
27 TOTAL ASSETS AND TOTAL DEFERRED OUTFLOWS	935,515,664	4,992,145	-41.9%	940,507,809	110,045,373	68.8%	830,462,436	27

SEWERAGE AND WATER BOARD OF NEW ORLEANS
WATER SYSTEM FUND
STATEMENTS OF NET POSITION
WITH PRIOR YEAR COMPARISONS
Preliminary April 2023 Financials

	A	B	C	D	E	F	G	
	Prior Year	Variance	%	Current Year	Variance	%	Beginning of Year	
NET ASSETS AND LIABILITIES								
Net position								
1 Net investments in capital assets	561,449,942	80,164,413	14.3%	641,614,355	130,038,186	25.4%	511,576,169	1
2 Restricted for Debt Service	11,176,342	106,542	1.0%	11,282,884	(5,208,427)	-31.6%	16,491,311	2
3 Unrestricted	(60,633,289)	(65,871,924)	108.6%	(126,505,213)	(19,545,393)	18.3%	(106,959,820)	3
4 Total net position	511,992,995	14,399,031	2.8%	526,392,026	105,284,366	25.0%	421,107,660	4
Long-term liabilities								
5 Claims payable	4,280,052	(391,255)	-9.1%	3,888,797	(161,512)	-4.0%	4,050,309	5
6 Accrued vacation and sick pay	4,371,224	(164,124)	-3.8%	4,207,100	211,352	5.3%	3,995,748	6
7 Net pension obligation	28,658,252	14,237,572	49.7%	42,895,824	10,390,789	32.0%	32,505,035	7
8 Other postretirement benefits liability	94,789,817	(31,274,144)	-33.0%	63,515,673	(11,773,137)	-15.6%	75,288,810	8
9 Bonds payable (net of current maturities)	218,118,007	(7,046,116)	-3.2%	211,071,891	10,419,361	5.2%	200,652,530	9
10 Special Community Disaster Loan Payable	-	-	0.0%	-	-	0.0%	-	10
11 Southeast Louisiana Project liability	-	-	0.0%	-	-	0.0%	-	11
12 Debt Service Assistance Fund Loan payable	-	-	0.0%	-	-	0.0%	-	12
13 Customer deposits	14,149,916	562,861	4.0%	14,712,777	1,480,563	11.2%	13,232,214	13
14 Total long-term liabilities	364,367,268	(24,638,067)	-6.8%	340,292,062	10,567,416	3.2%	329,724,646	14
Current liabilities (payable from current assets)								
15 Accounts payable and other liabilities	23,409,144	7,520,180	32.1%	30,929,324	(22,693,148)	-42.3%	53,622,472	15
16 Due to City of New Orleans	2,823,717	2,522,572	89.3%	5,346,289	3,319,280	163.8%	2,027,009	16
17 Disaster Reimbursement Revolving Loan	-	-	0.0%	-	-	0.0%	-	17
18 Retainers and estimates payable	5,630,632	3,028,345	53.8%	8,658,977	5,883,014	211.9%	2,775,963	18
19 Due to other fund	444,936	(268,523)	-60.4%	176,413	(96,140)	-35.3%	272,553	19
20 Accrued salaries	(629,505)	252,544	-40.1%	(376,961)	(839,946)	-181.4%	462,985	20
21 Claims payable	1,490,093	67,646	4.5%	1,557,739	68,480	4.6%	1,489,259	21
22 Other postretirement benefits liability	1,705,971	1,003,535	58.8%	2,709,506	519,747	23.7%	2,189,759	22
23 Debt Service Assistance Fund Loan payable	-	-	0.0%	-	-	0.0%	-	23
24 Advances from federal government	2,757,705	(2,757,705)	-100.0%	-	(2,755,068)	-100.0%	2,755,068	24
25 Other Liabilities	1,327,792	227,905	17.2%	1,555,697	584,562	60.2%	971,135	25
26 Total current liabilities (payable from current assets)	38,960,485	11,596,500	29.8%	50,556,984	(16,009,219)	-24.1%	66,566,203	26
Current liabilities (payable from restricted assets)								
27 Accrued interest	503,476	(16,727)	-3.3%	486,749	(302,105)	-38.3%	788,854	27
28 Bonds payable	6,695,000	205,000	3.1%	6,900,000	2,895,000	72.3%	4,005,000	28
29 Retainers and estimates payable	-	-	0.0%	-	(79,273)	-100.0%	79,273	29
30 Total current liabilities (payable from restricted assets)	7,198,476	188,273	2.6%	7,386,749	2,513,622	51.6%	4,873,127	30
31 TOTAL CURRENT LIABILITIES	46,158,961	11,784,773	25.5%	57,943,733	(13,495,597)	-18.9%	71,439,330	31
32 TOTAL LIABILITIES	410,526,229	(12,853,294)	-3.1%	398,235,796	(2,928,180)	-0.7%	401,163,976	32
Deferred inflows or resources:								
33 Amounts related to net pension liability	9,082,947	(7,946,439)	-87.5%	1,136,508	1,868,773	37.2%	5,025,559	33
34 Amounts related to total OPEB liability	3,913,494	10,829,986	276.7%	14,743,480	4,015,877	126.9%	3,165,241	34
35 TOTAL DEFERRED INFLOWS OF RESOURCES	12,996,441	2,883,547	22.2%	15,879,988	5,884,650	71.8%	8,190,800	35
36 Total Net Position, Liabilities and Deferred Inflows of Resources	935,515,665	1,545,737	0.2%	940,507,809	110,045,373	13.3%	830,462,436	36

SEWERAGE AND WATER BOARD OF NEW ORLEANS
SEWER SYSTEM FUND
STATEMENTS OF NET POSITION
WITH PRIOR YEAR AND BEGINNING OF YEAR COMPARISONS
Preliminary April 2023 Financials

Assets		A	B	C	D	E	F	G	
		Prior Year	Variance	%	Current Year	Variance	%	Beginning of Year	
Noncurrent assets:									
1	Property, plant and equipment	1,536,970,130	73,376,261	4.8%	1,610,346,391	134,642,308	9.1%	1,475,704,083	1
2	Less: accumulated depreciation	390,056,764	55,363,367	14.2%	445,420,131	92,231,048	26.1%	353,189,083	2
3	Property, plant, and equipment, net	1,146,913,366	18,012,894	1.6%	1,164,926,260	42,411,260	3.8%	1,122,515,000	3
Restricted cash, cash equivalents, and investments									
4	Cash and cash equivalents restricted for capital projects	90,520,312	(42,025,375)	-46.4%	48,494,937	(36,300,235)	-42.8%	84,795,172	4
5	Debt service	16,271,663	(1,906,312)	-11.7%	14,365,351	6,281,908	77.7%	8,083,443	5
6	Debt service reserve	7,123,535	274,819	3.9%	7,398,354	(12,571,056)	-63.0%	19,969,410	6
7	Health insurance reserve	809,055	195,200	24.1%	1,004,255	150,000	17.6%	854,255	7
8	Total restricted cash, cash equivalents, and investments	114,724,565	(43,461,668)	-37.9%	71,262,897	(42,439,383)	-37.3%	113,702,280	8
Current assets:									
Unrestricted and undesignated									
9	Cash and cash equivalents	70,837,593	6,393,405	9.0%	77,230,998	31,425,237	68.6%	45,805,761	9
Accounts receivable:									
10	Customers (net of allowance for doubtful accounts)	22,030,007	(9,261,090)	-42.0%	12,768,917	(9,723,191)	-43.2%	22,492,108	10
11	Taxes	-	-	0.0%	-	-	0.0%	-	11
12	Interest	60	-	0.0%	60	(1,497)	-96.1%	1,557	12
13	Grants	1,337,709	4,744,532	354.7%	6,082,242	4,880,776	406.2%	1,201,466	13
14	Miscellaneous	429,253	780,453	181.8%	1,209,706	559,519	86.1%	650,187	14
15	Due from (to) other internal departments	2,487,861	(5,205,911)	-209.3%	(2,718,050)	(20,193,541)	-115.6%	17,475,491	15
16	Inventory of supplies	2,404,744	(428,115)	-17.8%	1,976,630	187,824	10.5%	1,788,806	16
17	Prepaid expenses	187,929	90,965	48.4%	278,894	33,650	13.7%	245,244	17
18	Total unrestricted current assets	99,715,156	(2,885,760)	-2.9%	96,829,396	7,168,776	8.0%	89,660,620	18
Other assets:									
19	Funds from/for customer deposits	-	-	0.0%	-	-	0.0%	-	19
20	Deposits	17,965	-	0.0%	17,965	-	0.0%	17,965	20
21	Total other assets	17,965	-	0.0%	17,965	-	0.0%	17,965	21
22	TOTAL ASSETS	1,361,371,053	(28,334,535)	-39.2%	1,333,036,518	7,140,653	-25.6%	1,325,895,865	22
Deferred outflows or resources:									
23	Deferred amounts related to net pension liability	18,367,373	6,416,150	34.9%	24,783,523	19,281,453	77.8%	5,502,070	23
24	Deferred amounts related to OPEB	26,181,804	(23,044,533)	-88.0%	3,137,270	(12,204,396)	-79.6%	15,341,666	24
25	Deferred loss on bond refunding	392,468	(52,329)	-13.3%	340,139	(1,927,882)	-85.0%	2,268,021	25
26	TOTAL DEFERRED OUTFLOWS OF RESOURCES	44,941,645	(16,680,712)	-37.1%	28,260,933	5,149,176	22.3%	23,111,757	26
27	TOTAL ASSETS AND TOTAL DEFERRED OUTFLOWS	1,406,312,697	(45,015,247)	-76.3%	1,361,297,451	12,289,829	-3.3%	1,349,007,622	27

SEWERAGE AND WATER BOARD OF NEW ORLEANS
SEWER SYSTEM FUND
STATEMENTS OF NET POSITION
WITH PRIOR YEAR COMPARISONS
Preliminary April 2023 Financials

	A	B	C	D	E	F	G	
	Prior Year	Variance	%	Current Year	Variance	%	Beginning of Year	
NET ASSETS AND LIABILITIES								
Net position								
1 Net investments in capital assets	927,327,456	19,792,009	2.1%	947,119,466	40,245,473	4.4%	906,873,993	1
2 Restricted for Debt Service	23,462,896	(1,134,119)	-4.8%	22,328,776	(5,724,077)	-20.4%	28,052,853	2
3 Unrestricted	(66,062,531)	(28,320,169)	42.9%	(94,382,700)	(7,153,096)	8.2%	(87,229,604)	3
4 Total net position	884,727,821	(9,662,279)	-1.1%	875,065,542	27,368,300	3.2%	847,697,242	4
Long-term liabilities								
5 Claims payable	5,231,981	(643,278)	-12.3%	4,588,703	(583,627)	-11.3%	5,172,330	5
6 Accrued vacation and sick pay	4,075,937	289,849	7.1%	4,365,786	542,194	14.2%	3,823,592	6
7 Net pension obligation	28,658,252	14,237,572	49.7%	42,895,824	10,390,789	32.0%	32,505,035	7
8 Other postretirement benefits liability	94,789,815	(31,274,144)	-33.0%	63,515,671	(11,773,138)	-15.6%	75,288,809	8
9 Bonds payable (net of current maturities)	295,658,222	(11,584,705)	-3.9%	284,073,517	(4,869,661)	-1.7%	288,943,178	9
10 Special Community Disaster Loan Payable	-	-	0.0%	-	-	0.0%	-	10
11 Southeast Louisiana Project liability	-	-	0.0%	-	-	0.0%	-	11
12 Debt Service Assistance Fund Loan payable	37,265,290	(5,939,680)	-15.9%	31,325,610	(5,939,680)	-15.9%	37,265,290	12
13 Customer deposits	-	-	0.0%	-	-	0.0%	-	13
14 Total long-term liabilities	465,679,497	(34,914,386)	-7.5%	430,765,111	(12,233,123)	-2.8%	442,998,234	14
Current liabilities (payable from current assets)								
15 Accounts payable and other liabilities	19,866,705	(2,517,106)	-12.7%	17,349,599	(8,104,962)	-31.8%	25,454,561	15
16 Due to City of New Orleans	-	-	0.0%	-	-	0.0%	-	16
17 Disaster Reimbursement Revolving Loan	-	-	0.0%	-	-	0.0%	-	17
18 Retainers and estimates payable	2,203,150	(506,349)	-23.0%	1,696,801	(94,663)	-5.3%	1,791,464	18
19 Due to other fund	210,428	(120,537)	-57.3%	89,891	(39,622)	-30.6%	129,513	19
20 Accrued salaries	(513,623)	(236,457)	46.0%	(750,080)	(1,467,024)	-204.6%	716,944	20
21 Claims payable	1,455,836	67,645	4.6%	1,523,481	68,480	4.7%	1,455,001	21
22 Other postretirement benefits liability	1,705,971	1,003,535	58.8%	2,709,506	519,747	23.7%	2,189,759	22
23 Debt Service Assistance Fund Loan payable	-	3,037,178	0.0%	3,037,178	263,381	9.5%	2,773,797	23
24 Advances from federal government	1,976,305	(1,976,305)	-100.0%	-	(1,976,305)	-100.0%	1,976,305	24
25 Other Liabilities	471,799	106,093	22.5%	577,892	266,366	85.5%	311,526	25
26 Total current liabilities (payable from current assets)	27,376,571	(1,142,304)	-4.2%	26,234,267	(10,564,603)	-28.7%	36,798,870	26
Current liabilities (payable from restricted assets)								
27 Accrued interest	1,084,367	(38,825)	-3.6%	1,045,542	(776,765)	-42.6%	1,822,307	27
28 Bonds payable	14,448,000	(2,141,000)	-14.8%	12,307,000	(814,000)	-7.1%	11,493,000	28
29 Retainers and estimates payable	-	-	0.0%	-	7,168	100.0%	7,168	29
30 Total current liabilities (payable from restricted assets)	15,532,367	(2,179,825)	-14.0%	13,352,542	30,067	0.2%	13,322,475	30
31 TOTAL CURRENT LIABILITIES	42,908,938	(3,322,129)	-7.7%	39,586,809	(10,534,536)	-21.0%	50,121,345	31
32 TOTAL LIABILITIES	508,588,435	(38,236,515)	-7.5%	470,351,920	(22,767,659)	-4.6%	493,119,579	32
Deferred inflows or resources:								
33 Amounts related to net pension liability	9,082,947	(7,946,439)	-87.5%	1,136,508	(3,889,051)	-77.4%	5,025,559	33
34 Amounts related to total OPEB liability	3,913,495	10,829,986	276.7%	14,743,481	11,578,239	365.8%	3,165,242	34
35 TOTAL DEFERRED INFLOWS OF RESOURCES	12,996,442	2,883,547	22.2%	15,879,989	7,689,188	93.9%	8,190,801	35
36 Total Net Position, Liabilities and Deferred Inflows of Resources	1,406,312,698	(47,898,794)	-3.4%	1,361,297,451	12,289,829	0.9%	1,349,007,622	36

SEWERAGE AND WATER BOARD OF NEW ORLEANS
DRAINAGE SYSTEM FUND
STATEMENTS OF NET POSITION
WITH PRIOR YEAR AND BEGINNING OF YEAR COMPARISONS
Preliminary April 2023 Financials

		A	B	C	D	E	F	G	
Assets									
		Prior Year	Variance	%	Current Year	Variance	%	Beginning of Year	
Noncurrent assets:									
1	Property, plant and equipment	2,109,619,001	98,858,713	4.7%	2,208,477,714	144,194,040	7.0%	2,064,283,674	1
2	Less: accumulated depreciation	449,688,316	73,415,262	16.3%	523,103,578	106,666,079	25.6%	416,437,499	2
3	Property, plant, and equipment, net	1,659,930,685	25,443,451	1.5%	1,685,374,136	37,527,961	2.3%	1,647,846,175	3
Restricted cash, cash equivalents, and investments									
4	Cash and cash equivalents restricted for capital projects	266,104	46,011,217	0.0%	46,277,321	42,047,247	994.0%	4,230,074	4
5	Debt service	2,045,000	8,072,701	394.8%	10,117,701	10,117,701	0.0%	-	5
6	Debt service reserve	-	-	0.0%	-	-	0.0%	-	6
7	Health insurance reserve	747,632	97,600	13.1%	845,232	75,000	9.7%	770,232	7
8	Total restricted cash, cash equivalents, and investments	3,058,736	54,181,518	1771.4%	57,240,253	52,239,947	1044.7%	5,000,306	8
Current assets:									
Unrestricted and undesignated									
9	Cash and cash equivalents	42,198,094	137,610	0.3%	42,335,704	21,463,510	102.8%	20,872,194	9
Accounts receivable:									
10	Customers (net of allowance for doubtful accounts)	-	-	0.0%	-	-	0.0%	-	10
11	Taxes	1,552,171	325,942	21.0%	1,878,113	(1,266,347)	-40.3%	3,144,460	11
12	Interest	-	-	0.0%	-	-	0.0%	-	12
13	Grants	337,971	10,640,400	3148.3%	10,978,371	7,210,070	191.3%	3,768,301	13
14	Miscellaneous	1,438,153	(218,244)	-15.2%	1,219,909	231,197	23.4%	988,712	14
15	Due from (to) other internal departments	(3,806,197)	(823,242)	21.6%	(4,629,439)	8,023,148	-63.4%	(12,652,587)	15
16	Inventory of supplies	1,504,940	(214,057)	-14.2%	1,290,882	93,911	7.8%	1,196,971	16
17	Prepaid expenses	184,360	45,483	24.7%	229,843	16,825	7.9%	213,018	17
18	Total unrestricted current assets	43,409,493	9,893,890	22.8%	53,303,383	35,772,314	204.1%	17,531,069	18
Other assets:									
19	Funds from/for customer deposits	-	-	0.0%	-	-	0.0%	-	19
20	Deposits	10,400	-	0.0%	10,400	-	0.0%	10,400	20
21	Total other assets	10,400	-	0.0%	10,400	-	0.0%	10,400	21
22	TOTAL ASSETS	1,706,409,314	89,518,858	1795.7%	1,795,928,172	125,540,222	1251.1%	1,670,387,950	22
Deferred outflows or resources:									
23	Deferred amounts related to net pension liability	4,378,079	6,999,038	159.9%	11,377,117	5,875,047	106.8%	5,502,070	23
24	Deferred amounts related to OPEB	26,181,805	(23,044,533)	-88.0%	3,137,271	(12,204,396)	-79.6%	15,341,667	24
25	Deferred loss on bond refunding	30,581	(30,581)	-100.0%	-	(63,943)	-100.0%	63,943	25
26	TOTAL DEFERRED OUTFLOWS OF RESOURCES	30,590,465	(16,076,077)	-52.6%	14,514,388	(6,393,292)	-30.6%	20,907,680	26
27	TOTAL ASSETS AND TOTAL DEFERRED OUTFLOWS	1,736,999,779	73,442,781	1743.1%	1,810,442,560	119,146,930	1220.5%	1,691,295,630	27

SEWERAGE AND WATER BOARD OF NEW ORLEANS
DRAINAGE SYSTEM FUND
STATEMENTS OF NET POSITION
WITH PRIOR YEAR COMPARISONS
Preliminary April 2023 Financials

	A	B	C	D	E	F	G	
	Prior Year	Variance	%	Current Year	Variance	%	Beginning of Year	
NET ASSETS AND LIABILITIES								
Net position								
1 Net investments in capital assets	2,352,783,594	112,914,203	4.8%	2,465,697,796	1,027,406,242	71.4%	1,438,291,554	1
2 Restricted for Debt Service	2,045,000	8,072,701	394.8%	10,117,701	10,117,701	0.0%	-	2
3 Unrestricted	(1,014,787,521)	(92,205,586)	9.1%	(1,106,993,106)	(972,504,561)	723.1%	(134,488,545)	3
4 Total net position	1,340,041,073	28,781,318	2.1%	1,368,822,391	65,019,382	5.0%	1,303,803,009	4
Long-term liabilities								
5 Claims payable	34,907,208	265,944	0.8%	35,173,152	1,104,935	3.2%	34,068,217	5
6 Accrued vacation and sick pay	2,174,782	101,952	4.7%	2,276,734	191,177	9.2%	2,085,557	6
7 Net pension obligation	28,658,252	14,237,572	49.7%	42,895,824	10,390,789	32.0%	32,505,035	7
8 Other postretirement benefits liability	94,789,816	(31,274,143)	-33.0%	63,515,673	(11,773,137)	-15.6%	75,288,810	8
9 Bonds payable (net of current maturities)	-	36,690,000	0.0%	36,690,000	34,675,825	1721.6%	2,014,175	9
10 Special Community Disaster Loan Payable	-	-	0.0%	-	-	0.0%	-	10
11 Southeast Louisiana Project liability	204,789,827	10,467,693	5.1%	215,257,520	5,442,000	2.6%	209,815,520	11
12 Debt Service Assistance Fund Loan payable	-	-	0.0%	-	-	0.0%	-	12
13 Customer deposits	-	-	0.0%	-	-	0.0%	-	13
14 Total long-term liabilities	365,319,885	30,489,018	8.3%	395,808,904	40,031,590	11.3%	355,777,314	14
Current liabilities (payable from current assets)								
15 Accounts payable and other liabilities	11,589,808	2,933,600	25.3%	14,523,408	(1,029,533)	-6.6%	15,552,941	15
16 Due to City of New Orleans	-	-	0.0%	-	-	0.0%	-	16
17 Disaster Reimbursement Revolving Loan	-	-	0.0%	-	-	0.0%	-	17
18 Retainers and estimates payable	1,434,470	823,623	57.4%	2,258,093	597,285	36.0%	1,660,808	18
19 Due to other fund	254,830	(144,137)	-56.6%	110,693	(45,632)	-29.2%	156,325	19
20 Accrued salaries	243,123	277,035	113.9%	520,158	(95,513)	-15.5%	615,671	20
21 Claims payable	1,394,412	(29,954)	-2.1%	1,364,457	(6,521)	-0.5%	1,370,978	21
22 Total OPEB liability, due within one year	1,705,971	1,003,535	58.8%	2,709,506	519,747	23.7%	2,189,759	22
23 Debt Service Assistance Fund Loan payable	-	-	0.0%	-	-	0.0%	-	23
24 Advances from federal government	-	-	0.0%	-	-	0.0%	-	24
25 Other Liabilities	16,016	-	0.0%	16,016	(0)	0.0%	16,016	25
26 Total current liabilities (payable from current assets)	16,638,629	4,863,701	29.2%	21,502,330	(60,168)	-0.3%	21,562,498	26
Current liabilities (payable from restricted assets)								
27 Accrued interest	3,750	115,198	3071.9%	118,948	111,940	1597.3%	7,008	27
28 Bonds payable	2,000,000	6,310,000	315.5%	8,310,000	(6,355,000)	-325.1%	1,955,000	28
29 Retainers and estimates payable	-	-	0.0%	-	-	0.0%	-	29
30 Total current liabilities (payable from restricted assets)	2,003,750	6,425,198	320.7%	8,428,948	6,466,940	329.6%	1,962,008	30
31 TOTAL CURRENT LIABILITIES	18,642,379	11,288,899	60.6%	29,931,278	6,406,772	27.2%	23,524,506	31
32 TOTAL LIABILITIES	383,962,264	41,777,918	10.9%	425,740,181	46,438,361	12.2%	379,301,820	32
Deferred inflows or resources:								
33 Amounts related to net pension liability	9,082,947	(7,946,439)	-87.5%	1,136,508	(3,889,051)	-77.4%	5,025,559	33
34 Amounts related to total OPEB liability	3,913,495	-	0.0%	14,743,480	-	0.0%	3,165,242	34
35 TOTAL DEFERRED INFLOWS OF RESOURCES	12,996,442	2,883,546	22.2%	15,879,988	7,689,187	93.9%	8,190,801	35
36 Total Net Position, Liabilities and Deferred Inflows of Resources	1,736,999,779	70,559,236	4.1%	1,810,442,560	119,146,930	7.0%	1,691,295,630	36

**OFFICE OF GENERAL SUPERINTENDENT
SEWERAGE AND WATER BOARD OF NEW ORLEANS**

June 21, 2023

To the Honorable President and members of the Sewerage and Water Board of New Orleans

The following report for the month of May is presented herewith:

Contract 1370A - Walter J. Barnes Electric Co., Inc. – 60Hz Transformer/Switchgear. This work is 100% complete. (CP Item 675-05).

Contract 1377 – M. R. Pitman Group, LLC – Water Hammer Hazard Mitigation Program, Claiborne Avenue Pump Station & Off-Site Improvements. This work is 99% complete. (CP Item 175).

Contract 1407 – Industrial & Mechanical Contractors, Inc. – Sycamore Filter Gallery Repairs. This work is 60% complete. (CP Item 122).

Contract 1413 – M.R. Pitman Group, LLC – Turbine 6 Air inlet Heater. This work is 99% complete. (CP Item 676-06).

Contract 2129 – Wallace C. Drennan, Inc. – Water Point Repair. This work is 96% complete. (CP Item 214).

Contract 2130 – Wallace C. Drennan, Inc. – Water Point Repair. This work is 96% complete. (CP Item 175).

Contract 2142 – Wallace C. Drennan, Inc. – Water Line Replacement and Extensions. This work is 45% complete. (CP Item 239-00).

Contract 2145 – Boh Bros. Construction Co., LLC. – Water Point Repair. This work is approximately 95% complete. (O&M Item).

Contract 2158 – Wallace C. Drennan, Inc. – Water Point Repair. This work is 16% complete. (O&M Item).

Contract 2159 – Boh Bros. Construction Co., LLC. – Water Point Repair. This work is 100% completed. (O&M Item).

Contract 200035 – Echologics, LLC. – Leak Detection Services. This work is 59% complete. (O&M Item).

Contract 3742 – AtaKapa Services – Cleaning & CCTV Inspection. This work is 68% complete. (O&M Item).

Contract 3799 – Industrial & Mechanical Contractors, Inc. – Installation of Sludge Dryer at the East Bank Wastewater Treatment Plant Fund 348/FEMA. This work is 99% complete. (CP Item 348).

Contract 30213 – Grady Crawford – South Shore Sewer Rehabilitation No. 1. This work is 100% completed. (CP Item 317).

Contract 30214 – Grady Crawford – South Shore Sewer Rehabilitation No. 2. This work is 100% completed. (CP Item 317).

Contract 30217 – CES – Cleaning & CCTV Inspection. This work is 66% complete. (CP Item 375).

Contract 30218 – Wallace C. Drennan, Inc. – Sewer Point Repair. This work is 74% complete. (O&M Item).

Contract 30219 – Wallace C. Drennan, Inc. – Manhole to Manhole & Sewer Point Repair. This work is 73% complete. (CP Item 318).

Contract 30222 – Grady Crawford – South Shore Sewer Rehabilitation No. 3. This work is 100% completed. (CP Item 317).

Contract 30223 – BLD Services, LLC – South Shore Sewer Rehabilitation No. 4. This work is 100% completed. (CP Item 317).

Contract 30224 – BLD Services, LLC – South Shore Sewer Rehabilitation No. 5. This work is 100% completed. (CP Item 317).

Contract 30227 – Fleming Construction Co., LLC – Mid City Sewer Rehabilitation Basin No. 1 (ESSA). This work is 61% complete. (CP Item 317-09).

Contract 30228 – Fleming Construction Co., LLC – Mid City Sewer Rehabilitation Basin No. 2 (S&WB Bond). This work is 57% complete. (CP Item 317-08).

Contract 30233 – Hard Rock – Carrollton Sewer Rehabilitation Basin No. 4. This work is 16% complete. (CP Item 317-08).

Contract 30236 – BLD Services, LLC – Carrollton Sewer Rehabilitation Basin No. 6 (ESSA). This work is 47% complete. (CP Item 317-09).

Contract 30237 – Wallace C. Drennan, Inc. – Sewer Point Repair. This work is 72% complete. (O&M 6621/4408).

Contract 30238 – Wallace C. Drennan, Inc. – Manhole to Manhole & Sewer Point Repair. This work is 62% complete. (CP 310).

Contract 30244 – CES – Cleaning & CCTV Inspection. This work is 93% complete. (O&M 6621/4411).

Contract 30245 – Palmisano – Mid City Sewer Rehabilitation Basin No. 3 (Interim Pavement). This work is 67% complete. (CP Item 317-08).

Contract 5224 – Industrial & Mechanical Contractors, Inc. – Hurricane Katrina Related Repairs to New Carrollton Hospital, Marconi, Paris, and Press Drainage Underpass Stations. This work is 99% complete. (CP Item 511).

Contract 5243 – Industrial & Mechanical Contractors, Inc. – Drainage Pumping Station #4 Anti-Siphon Project. This work is 100% completed. (CP Item 535).

Contract 6266 – Baker Hughes Holdings, LLC – Operating Controls System Upgrade for Turbine 5. This work is 99% complete. (CP Item 676-14).

Contract 6267 – M. R. Pittman Group, LLC – Turbine 5 Exhaust System Fabrication and Installation. This work is 99% complete. (CP Item 676-14).

Contract 8165 – Wallace C. Drennan, Inc. – Driveways and Sidewalks Repaving. This work is 25% complete. (O&M Item).

Contract 8166 – Wallace C. Drennan, Inc. – Waterline Replacement and Extensions. This work is 91% complete. (O&M Item).

Contract 8168 – CMG Pipelines Inc. – Driveways and Sidewalks Repaving. This work is 42% complete. (O&M Item).

PLUMBING DEPARTMENT

Submitted herewith is the monthly report for work performed by the Plumbing Department.

There were 248 plumbing permits and 10 new backflow permits issued during the month of May 2023. This department complied with 416 requests for plumbing inspections, which

consisted of inspections conducted with Licensed Plumbing Contractors, Property Owners, Tenants, Department of Health and Hospitals Sanitarians, and Environmental Inspectors.

The following numbers are the permits issued and inspections conducted:

	2023	2023	2023	2022	
	<u>Mar</u>	<u>Apr</u>	<u>May</u>	May	<u>YTD 2023</u>
Plumbing Permits Issued	292	238	248	254	
Backflow Permits Issued	<u>035</u>	<u>020</u>	<u>010</u>	<u>005</u>	
Total	327	258	258	259	1,425
Inspections Conducted					
Water	303	234	265	267	
Special	005	005	008	001	
Final	<u>183</u>	<u>113</u>	<u>137</u>	<u>128</u>	
Total	491	352	410	396	1,975

RAINFALL REPORT FOR MAY 2023

The rainfall for the month of May was 5.38", compared to the 130-year average of 4.93" for the month May. The cumulative rainfall through the fifth month of the year was 14.31", compared to the 130-year average of 23.87".

AVERAGE DAILY PUMPAGE FOR THE MONTH OF MAY

New Orleans Side	141.03 Million Gallons Per Day
Algiers Side	10.25 Million Gallons Per Day

Respectfully submitted,



MELVIN R. SPOONER
INTERIM GENERAL SUPERINTENDENT

**SEWERAGE AND WATER BOARD OF NEW ORLEANS
OFFICE OF SPECIAL COUNSEL**

June 21, 2023

To the Honorable President and Members of the Sewerage and Water Board of New Orleans:

The following represents Legal Department's report of activities for May 2023.

MAY 2023 FURNISHING CONTRACTS EXECUTED BEFORE SPECIAL COUNSEL

1. Y. McDonald Mfg. Co. (Brass Water Service Fittings) 2023-SWB-04
2. Hamp's Enterprises, LLC (Limestone #610) 2023-SWB-02)
3. Southeast Safety & Supply (Aerosol Janitorial and Industrial Chemicals) 2023-SWB-03
4. Cintas – Respirators
5. Renewal - Compliance EnviroSystems LLC (CES) Contract 30244 for Cleaning & CCTV Inspection of Sanitary Sewer Main
6. Amendment No. 2 - ETI, Inc. (Janitorial Services)
7. DPC Enterprises, LLC for Sodium Hypochlorite (Contract # 2023-SWB-05)
8. USALCO, LLC for Liquid Ferric Sulfate (Contract #2022-SWB-88)
9. Amendment #1 (Renewal) - Ramelli Janitorial Service, Inc. (Grass Cutting & Debris Pickup - West Bank Canals) #GM22-0002
10. Amendment #1 (Renewal) - Ramelli Janitorial Service, Inc. (Grass Cutting & Debris Pickup - East Bank Canals) #GM22-0001

MAY 2023 CIVIL SUITS FILED AGAINST BOARD

DILEO II, DR. JOHN L. v. SWBNO ET AL, No. 2023-03075, FCC. In this case, plaintiff filed a Petition for Damages alleging an auto liability incident.

BUTTERY, MARK v. SWBNO ET AL, No. 2023-06336, CDC. In this case, plaintiff filed a Petition for Damages alleging an auto liability incident.

Respectfully submitted,



**YOLANDA Y. GRINSTEAD
SPECIAL COUNSEL**

May 2023

SWBNO SAFETY REPORT




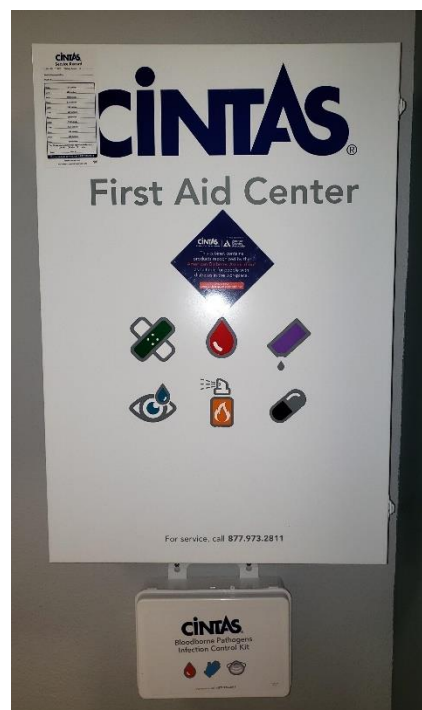
Executive Summary

We are pleased to present the May 2023 Safety Report. The purpose of this report is to present data tracked by the Safety Department, Risk Management Office, Claims Office, Accident Review Board, and the Workers' Compensation Office, and to provide a summary of actions taken to improve employee safety and reduce risks in our operations. The data collected by the departments are analyzed on a monthly basis for both leading and lagging indicators to identify emerging risks, measure the impact of previously implemented policies, and to pinpoint areas of operations where additional safety training would be most beneficial.

In addition to the recent installation of Automatic Electronic Defibrillators at Board facilities, Safety has begun placement of first aid centers in the largest workspaces. The centers are clearly identified and located in highly trafficked areas for quick access and contain items for treatment of minor cuts and burns, insect bites and stings, and minor eye injuries, as well as disinfecting and pain relieving products. The centers also stock emergency medical supplies such as tourniquets, trauma pads, and foil blankets for use in treating injured employees prior to the arrival of first responders. In addition, the cabinets hold packets of glucose for diabetic employees experiencing incidents of low blood sugar. Safety is also installing bloodborne pathogen infection control kits to safeguard employees treating their injured coworkers.

Please note that this report is the product of a collaboration between the Safety and Risk Management departments, and is broken down into five sections:

1. Safety
2. Accident Review Board
3. Workers' Compensation
4. Claims Office
5. Risk Management



Safety

Safety Incident Investigation Report

Below is the Safety Incident Investigation tracking report for incidents that required a Safety Investigation. The report outlines the events leading up to the incident and recommended action to prevent the same type of incident from happening again.

Department	Date of Incident	Description	Recommended Action	Closed Date
Meter Reading and Investigations	4/25/2023	Employee was walking to read a residential water meter and stepped over some rocks, which caused him to lose his balance. As he attempted to place his right foot on the sidewalk, he rolled his foot and twisted his right knee.	It is recommended that Meter Reading Supervisors and Managers conduct safety briefings on ergonomics (reaching, lifting, bending, and walking) and the importance of conducting Job Hazard Analyses in the field. It is recommended that Supervisors and Managers advise Meter Readers on the importance of avoiding obstructions in the walking/working surfaces in residential areas to reduce the risk of injury.	5/2/2023
Networks	5/18/2023	Employee was manually lifting a large piece of concrete and placing it into the bucket of a loader when he felt a pain in his chest and lower back.	It is recommended that teams conduct a Job hazard Analysis (JHA) to help identify hazards and mitigation methods. It is recommended that the department train employees in how to size up a load and to ask for help when needed. Supervisors and employees should implement these preventive actions as soon as possible.	5/26/2023
Networks	5/2/2023	Employee was moving rebar wire when he tripped, lost his balance, and fell backwards landing on his buttocks and back. The fall caused him to hit the rear of his head on the ground.	It is recommended that employees conduct a Job Hazard Analysis (JHA) and walk-through prior to performing any moving or transport assignments to identify obstructions or hazards in the walking/working surfaces. Supervisors are responsible for conducting pre-job briefings and making sure employees conduct a JHA and walk-through prior to commencing moving or transporting assignments. These preventive actions should be immediately implemented.	5/8/2023
Machine Shop	4/22/2023	Employee was operating a lathe machine to work on a piece of stainless steel when a piece of scrap became stuck and did not break off to fall into a scrap pile as intended. The piece of scrap began to rotate on the lathe and cut employee's right middle finger.	It is recommended that Managers and Supervisors retrain team members on how to identify and respond appropriately to hazards when using lathe machines. Managers and Supervisors should train employees on operational procedures when using lathe machines and the importance of maintaining the proper pressure to control the size of the scrap. It is recommended that team members perform a Job Hazard Analysis prior to any work assignment and appropriately respond to hazards when using lathe machines. These preventative actions should be implemented immediately.	5/8/2023
Pumping and Power	4/8/2023	During employee's visual inspection of an electric motor diesel at Carrollton Water Plant the employee discovered a release of approximately 50 gallons of diesel fuel. An investigation determined there was a system failure with day tank one. Management stated the an actuator failed, sending a message to the main tank to fuel the day tank. The main tank fueled the day tank and the day tank overflowed. The system failure caused fuel to be released from the overflow valve and into the grated containment area.	It is recommended that employees communicate with the supervisor and follow-up to ensure hourly inspections are being conducted and team members are following the Standard Operating Procedures for the Electric Motor Diesel (EMD) Unit.	5/8/2023

Safety

Safety Training

The Safety Department has conducted the following safety training since last month:

Fall Protection

Eye Injury Prevention

OSHA 10 training (10 employees)

OSHA 30 training (6 employees)

Safety Coordinators

Completed 22 jobsite visits and inspections.

Safety Liaison Program

The Safety Liaison Program participants completed 11 Job Hazard Analyses.

Safety Hazard Issues

The Safety Department resolved 2 safety hazard issues; the issues were identified and resolved at SWB facilities.

Recordable Injuries by Department

Departmental View of Recordable Injuries: 2023	
Department	Recordable Injuries
Garage 2 (Body Shop)	1
Electric Shop	1
Zone 5	2
Machine Shop	1
Emergency (Networks)	1
Zone 7	1
Total	7

OSHA 10 and OSHA 30 Training

SWBNO Employee OSHA 10 Completions by Month

Year	Jan	Feb	Mar	Apr	May	Jun	Jul	Aug	Sept	Oct	Nov	Dec	Total
2023	7	9	19	5	10	-	-	-	-	-	-	-	50
2022	12	17	19	17	24	30	12	34	46	36	54	22	323
2021	1	5	1	0	0	9	10	0	0	1	0	0	27
2020	0	0	0	0	0	0	0	0	4	1	1	2	8

SWBNO Employee OSHA 30 Completions by Month

Year	Jan	Feb	Mar	Apr	May	Jun	Jul	Aug	Sept	Oct	Nov	Dec	Total
2023	1	10	5	8	6	-	-	-	-	-	-	-	30
2022	1	0	1	0	1	0	1	0	1	1	0	1	7
2021	1	0	0	0	1	0	0	0	1	2	0	0	5
2020	0	0	0	0	0	1	0	0	0	0	1	0	2



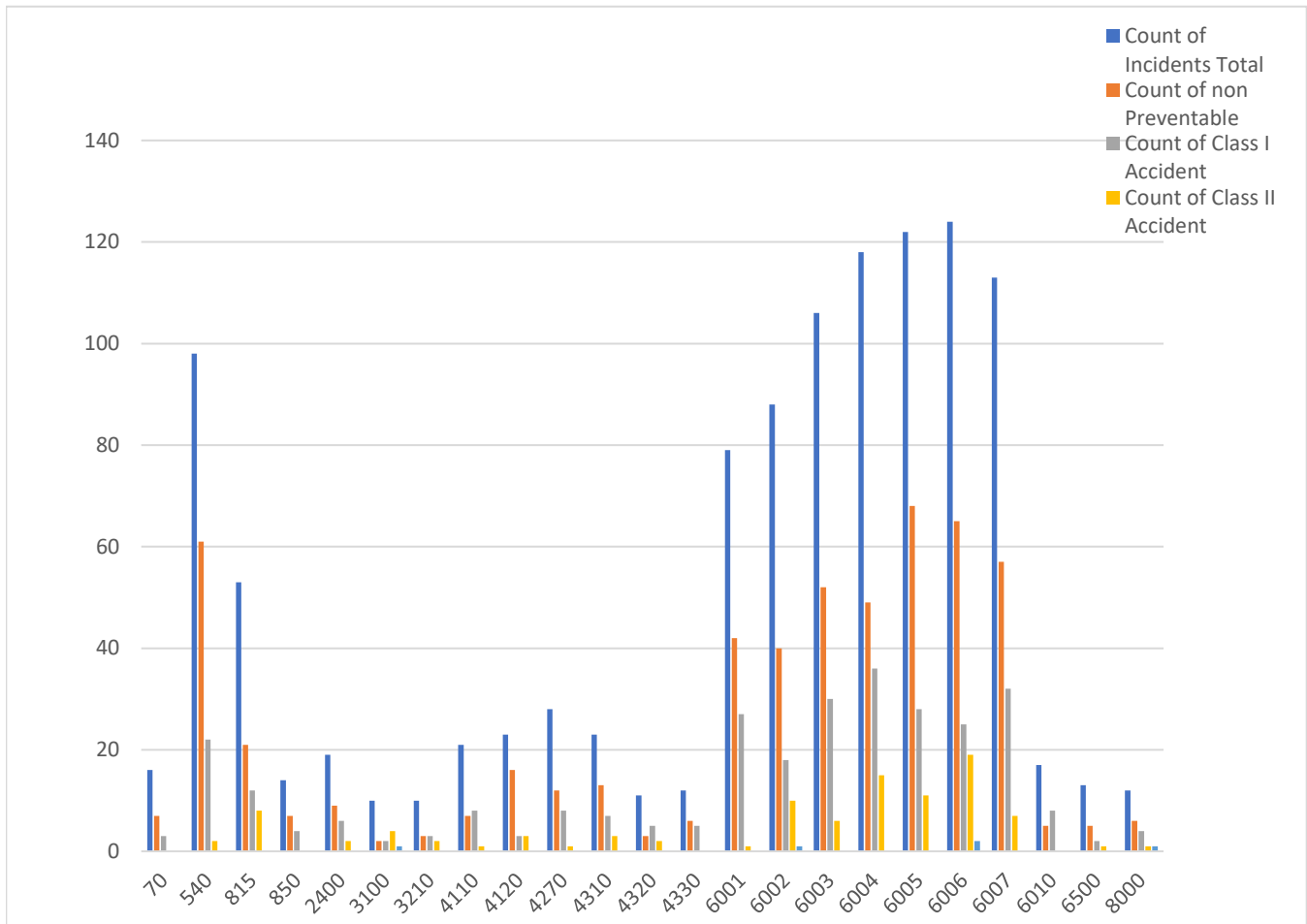
Accident Review Board

2007-2023

The Purpose and Mission of the Accident Review Board is to reduce the number of safety related incidents and injuries to Sewerage and Water Board equipment and staff. We strive to reduce incidents by recognizing areas that need improvement and create training opportunities to mitigate any future incidents.

Accident Review Board Data

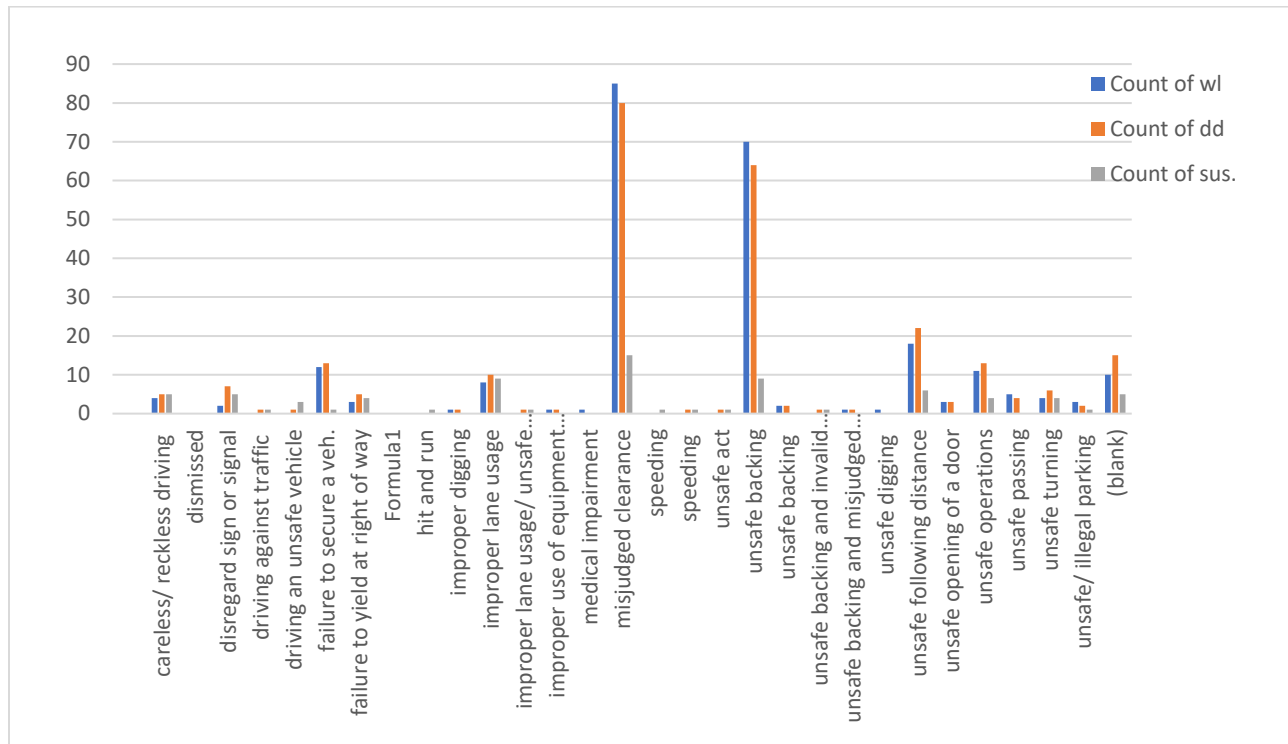
The graph reflects the information collected in the Safety Unit, ARB folders with 10 or more accidents from 2007-2023 by Department Organization Codes. Please see the next page for ARB Classification Descriptions.



*Chart lists departments with 10 or more incidents.

6001-Networks Zone 1
 6002-Networks Zone 2
 6003-Networks Zone 3
 6004-Networks Zone 4
 6005-Networks Zone 5
 6006-Networks Zone 6
 6007-Networks Zone 7
 6010-Field Service Center
 6500-Technical Services
 0540-Meter Reading
 0815-Grounds Maintenance
 0850-Warehouse & Grounds
 4110-Outside Systems
 4120-In Plant Systems
 4270-Meter Repairs
 4310-Carrollton

Accident Review Board Data



Disposition Legend

wl: warning letter

dd: defensive driving

sus.: suspension



ARB CLASSIFICATION DESCRIPTIONS

Offense Classifications

A preventable “Vehicle”, “Heavy Equipment” and “Non-Vehicular” accident falls into one of three classifications, Class I, II, or III, defined as follows:

- **Class I Accident** is an accident in which the involved employee(s) shared a portion or all the responsibility for its occurrence. The potential severity of a Class I accident is considered by the ARB to be minor in nature. A Class I accident remains on an employee’s record for one (1) year.
- **Class II Accident** is an accident in which the involved employee(s) shared a portion or all the responsibility for its occurrence. The potential severity of a Class II accident is considered by the ARB to be of serious consequence. A Class II accident remains on an employee’s record for two (2) years.
- **Class III Accident** is an accident in which the involved employee(s) has flagrantly disregarded traffic laws and safe driving or operational practices. Any accident in which there is the potential for loss of life, severe, and long-lasting debilitating injuries and/or extensive property damage is classified as a Class III accident. A Class III accident remains on an employee’s record for three years.



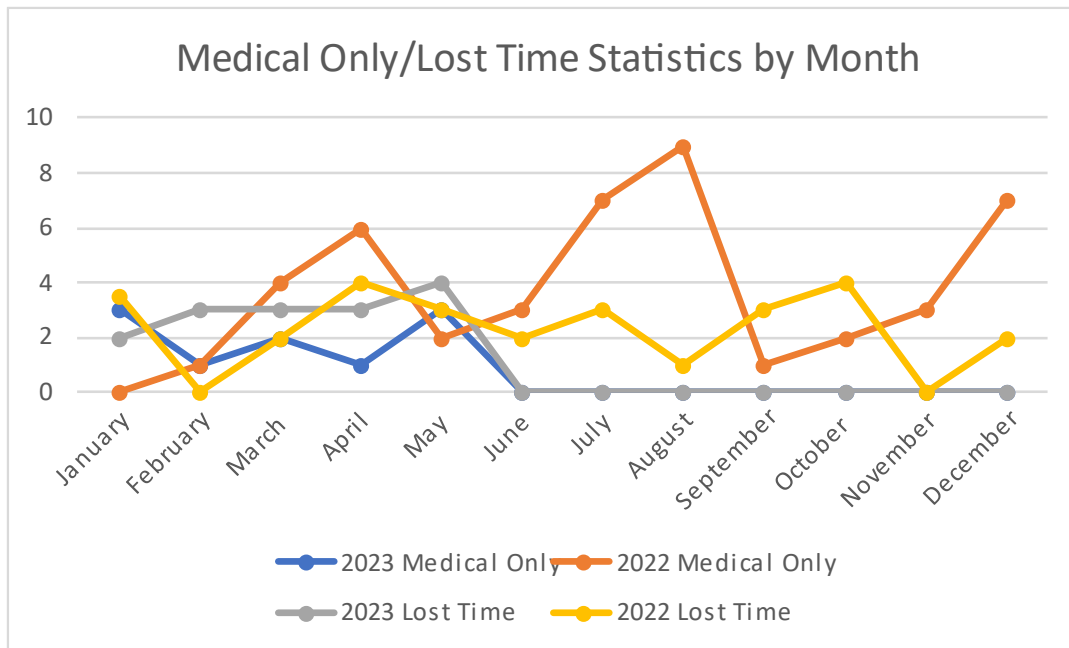
ARB HEARING OUTCOMES

April Accident Review Board Findings					
Type of Incident	Number of Incidents	Assigned Defensive Driving	Issued Warning Letter	Recommended Suspension	Specific Training Assigned
Non-Preventable	4				
<u>Class 1:</u>					
Failure to Secure a vehicle	2		2		
Unsafe Backing	1	1	1		Online Defensive Driving
Unsafe Following Distance	1	1	1		In-person Defensive Driving
Failure to Yield at Right of Way	1			1	In-person Defensive Driving

These findings represent the outcomes of hearings held in this reporting period, and do not necessarily relate to incidents which occurred in the reporting period.



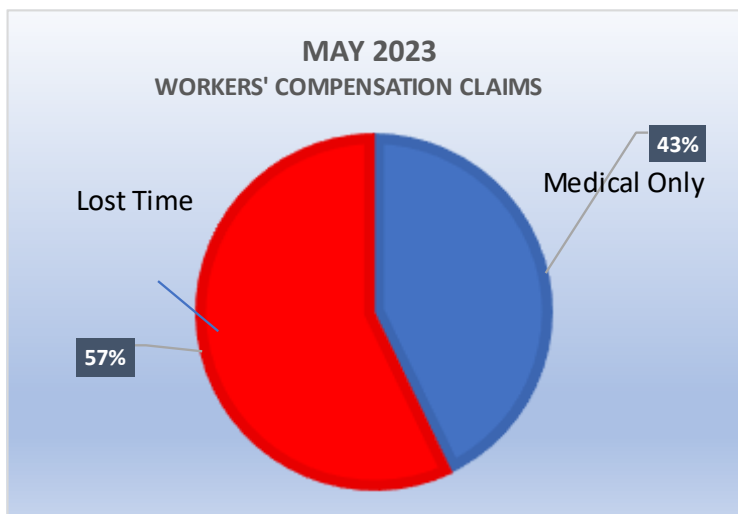
Workers' Compensation Monthly Claims Statistics



Medical Only: Of the 7 claims, 3 claims required medical treatment only and the employee returned to work within a week.

Lost Time: Of the 7 claims, 4 claims required medical treatment and paid wages as the employees were not able to return to work within the week of the injury.

Goal: The Safety Department will evaluate claims in a timely manner that ensures proper Personal Protective Equipment (PPE) and safety training are made available to department managers to reduce accidents. The Workers' Compensation Office will evaluate claims in a timely manner that ensures prompt medical treatment so that employees are returned into the workforce as efficiently and medically stable as possible. This will aid in maintaining an active and healthy workforce.





Workers' Compensation Personal Protection Equipment (PPE) Monthly Statistics

Workers' Compensation tracks the use of Personal Protection Equipment (PPE). This safety equipment should be used during work activity to protect against health and safety risks. The information below details the use of PPE as it relates to the body part injured as a result of the accident.

May 2023 Personal Protection Equipment Statistics

Department	Body Part Injured	Accident Type	PPE? Yes/No or N/A
Zone 7	Back, Left Side	Slips, Trip, and Falls	Yes
Facility Maintenance	Right Wrist	Muscle Strains	Yes
Technical Services	Right Knee, Right Hand	Vehicle Collision	Yes
Zone 7	Back, Chest	Lifting	N/A
Central Yard Garage	Eye	Chemicals, Substances, Other Objects	Yes
Zone 5	Back, Head	Slips, Trips, and Falls	Yes
Warehouse and Grounds	Left Knee	Slips, Trips, and Falls	Yes



Workers' Compensation Claims Tracking

Total Open Claims by Date*

Number of Open Claims (05-03-2023)	Number of Open Claims (06-07-2023)	Net Change
35	35	0

Total Extended Open Claims by Date (Claims Open Longer than One Year)

Number of Extended Open Claims (05-01-2023)	Number of Extended Open Claims (05-31-2023)	Net Change
20	20	0

*Number of claims are captured on payroll dates and are based on total weekly and bi-weekly payroll indemnity recipients, and do not include medical-only claims.

Workers' Compensation Claims Settled

Date of Injury	Date Settlement Finalized	Projected Future Indemnities	Projected Future Medicals	Projected Future Exposure Total	Settlement Amount	Projected Savings
April 16, 2014	December 20, 2021	\$24,286.08	\$60,481.74	\$84,767.82	\$24,000.00	\$60,767.82
July 20, 1983	February 25, 2022	\$0.00*	\$15,000.00	\$15,000.00	\$14,000.00	\$1,000.00
June 20, 2019	April 13, 2022	\$210,702.96	\$10,000.00	\$220,702.96	\$67,500.00	\$153,202.96
July 2, 2018	April 13, 2022	\$197,664.04	\$19,289.42	\$216,953.46	\$75,000.00	\$141,953.46
January 22, 1996	April 13, 2022	\$251,059.38	\$65,000.00	\$316,059.38	\$150,000.00	\$166,059.38
September 14, 2018	April 13, 2022	\$118,950.28	\$37,175.22	\$156,125.50	\$67,000.00	\$89,125.50
June 11, 2018	April 13, 2022	\$175,000.00	\$160,000.00	\$335,000.00	\$110,000.00	\$225,000.00
November 26, 2019	May 31, 2022	\$150,169.76	\$100,000.00	\$250,169.76	\$87,500.00	\$162,669.76
February 28, 2000	June 3, 2022	\$0.00	\$184,250.00	184,250.00	\$21,000.00	\$163,250.00
August 4, 2016	June 13, 2022	\$85,000.00	\$1,534,187.18	\$1,619,187.18	\$10,000.00	\$1,609,187.18
March 8, 2019	August 10, 2022	\$70,785.83	\$14,781.80	\$85,567.63	\$82,781.80	\$2,785.83
November 1, 2015	November 9, 2022	\$393,089.04	\$904,521.41	\$1,297,610.45	\$50,000.00	\$1,247,610.45
November 3, 2009	February 6, 2023	\$178,000.00	\$2,200,000.00	\$2,378,000.00	\$170,000.00	\$2,208,000.00
January 4, 2016	February 10, 2023	\$51,311.00	\$740,000.00	\$791,311.00	\$45,000.00	\$746,311.00
January 8, 1997	<u>March 27, 2023</u>	\$249,186.00	\$81,922.36	\$331,108.36	\$120,000.00	\$211,108.36

Total projected savings for claims settled since October 2021: \$7,188,031.70

These claims include those that had open payroll indemnity benefits; settlement of medical-only claims is not included. Underlined dates represent settlements finalized in the current Safety Report's reporting period.

*Although there was no statutory future indemnity exposure, indemnities were still being paid, and would have continued to be paid in the absence of settlement or termination of indemnities, which likely would have resulted in litigation and associated costs.



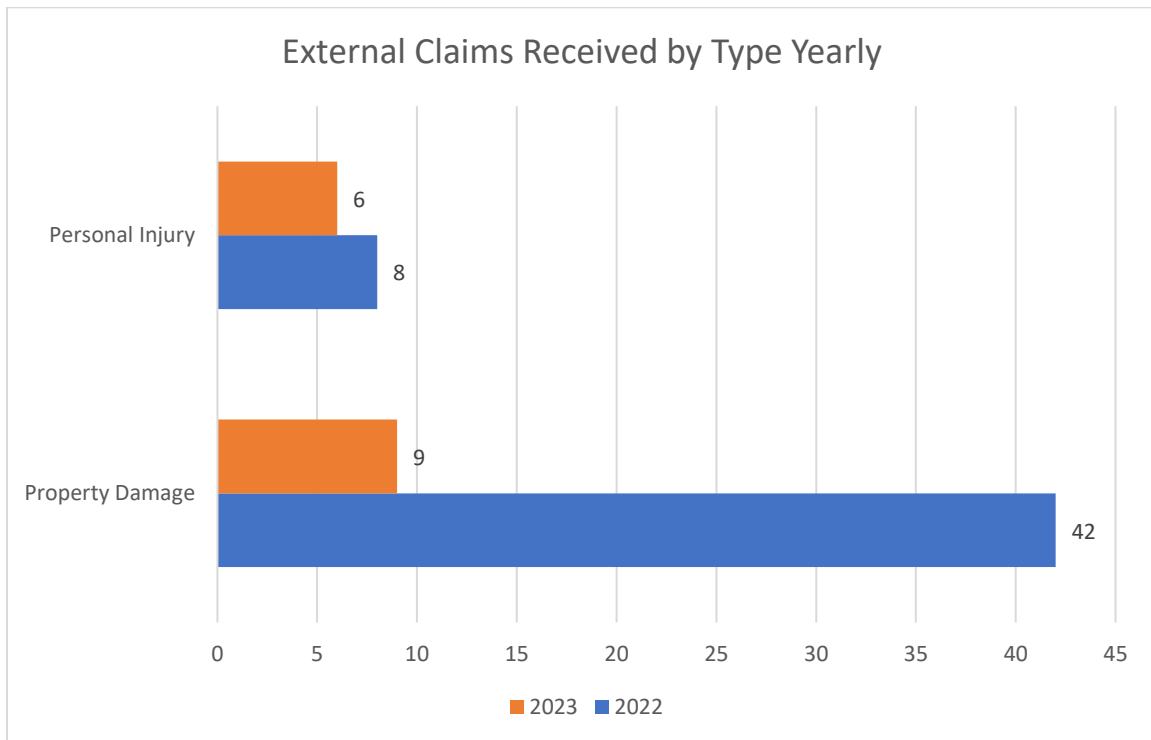
Claims Office

External Claims:

There has been report of **4** total claims since last month's report. These claims include property damage and personal injury external claims from members of the public and do not include employee claims. Compared to May 2022's total of 22 claims total for the year, the claims decreased by 7.

All Major Claims (Claims with a demand in excess of \$5,000.00 in damages) are listed below:

Personal Injury: \$15,376.65



External Claims Received by Month of 2022 and 2023

Year	Jan	Feb	Mar	Apr	May	Jun	Jul	Aug	Sept	Oct	Nov	Dec	Total
2023	3	3	3	2	4	-	-	-	-	-	-	-	15
2022	3	7	6	1	5	4	3	1	7	4	6	3	50

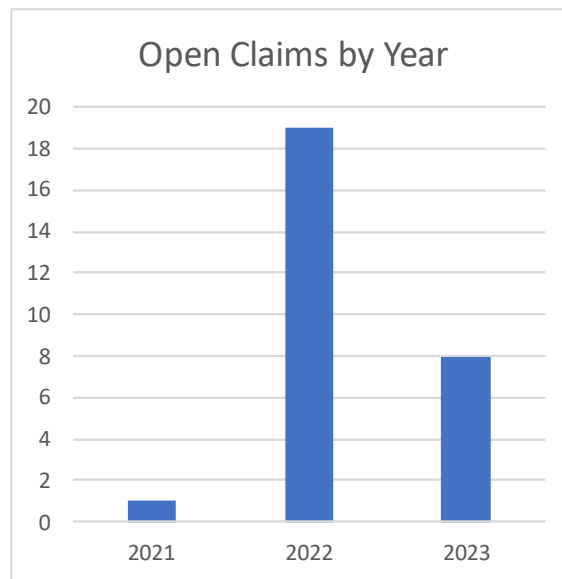


2023 Open and Closed Damage Claims

Month	Jan	Feb	Mar	Apr	May	Jun	Jul	Aug	Sept	Oct	Nov	Dec	Total
Received Claims	3	3	3	2	4	-	-	-	-	-	-	-	15
Closed Claims	6	10	10	3	2	-	-	-	-	-	-	-	31

2022 Open and Closed Damage Claims

Month	Jan	Feb	Mar	Apr	May	Jun	Jul	Aug	Sept	Oct	Nov	Dec	Total
Received Claims	3	7	6	1	5	4	3	1	7	4	6	3	50
Closed Claims	3	3	15	2	4	3	11	1	4	4	29	4	84



Open Claims By Incident Year and Status

Year, Number of Claims	Status
2021, 1 Claim	In Review
2022, 19 Claims	In Review
2023, 8 Claims	In Review
28 Claims	TOTAL

Open Claims By Type

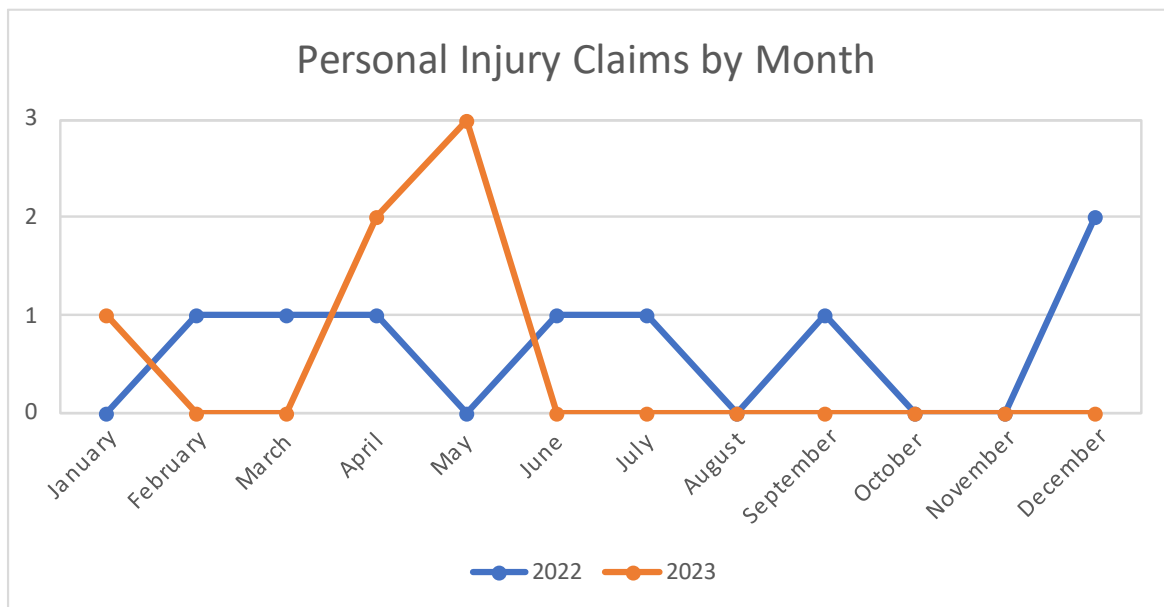
Number of Claims	Type
20 Claims	Property Damage
5 Claims	Personal Injury
3 Claims	Auto Liability
28 Claims	TOTAL

External Personal Injury Claims

There has been report of 3 external personal injury claims since last month's report. These claims include those made by members of the public and do not include employee claims. Compared to last month's report of 2 total personal injury claims, the incidents increased by 1, and increased by 3 for the year as compared to May 2022.

All Major Incidents (Claims with a demand in excess of \$5,000.00 in damages) are listed below:

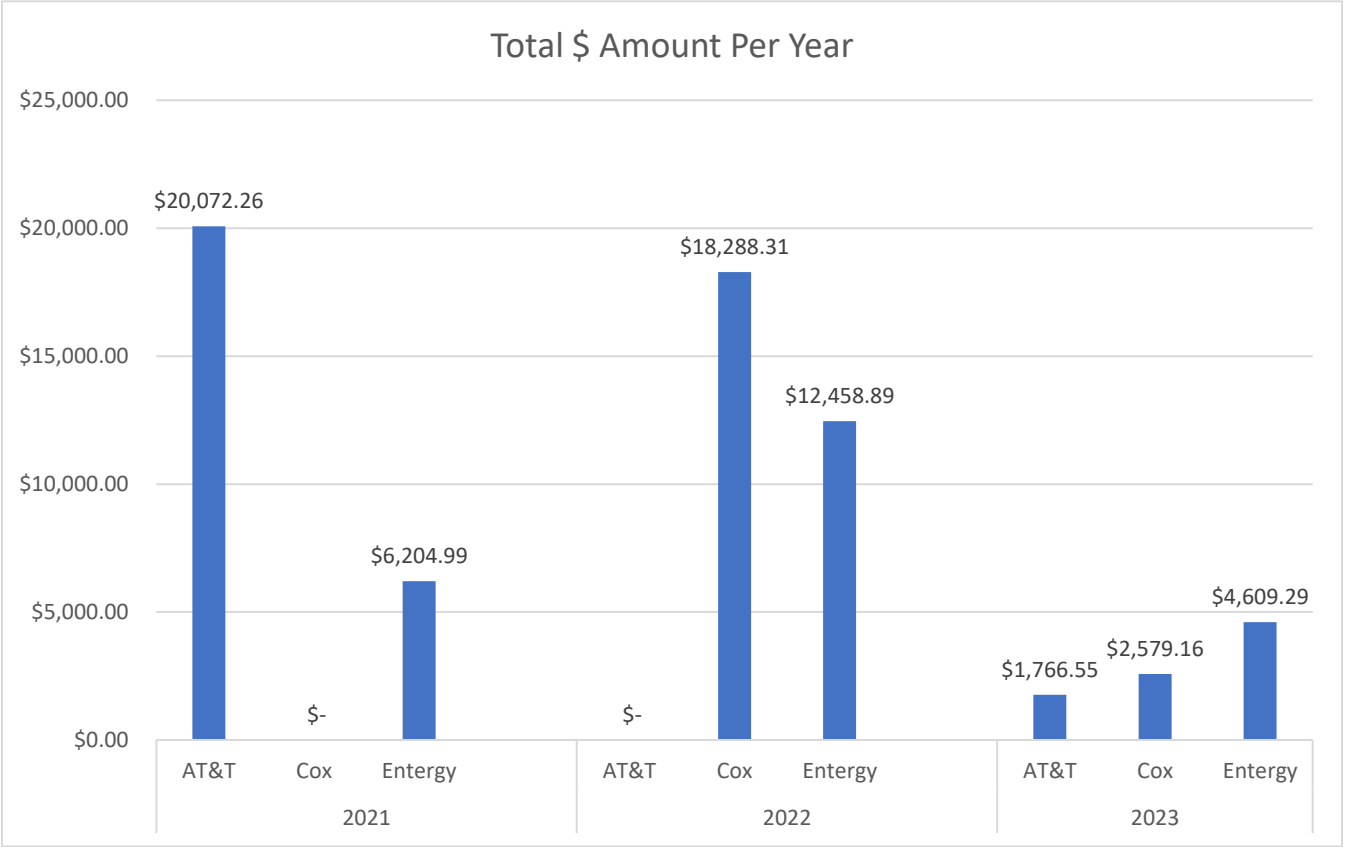
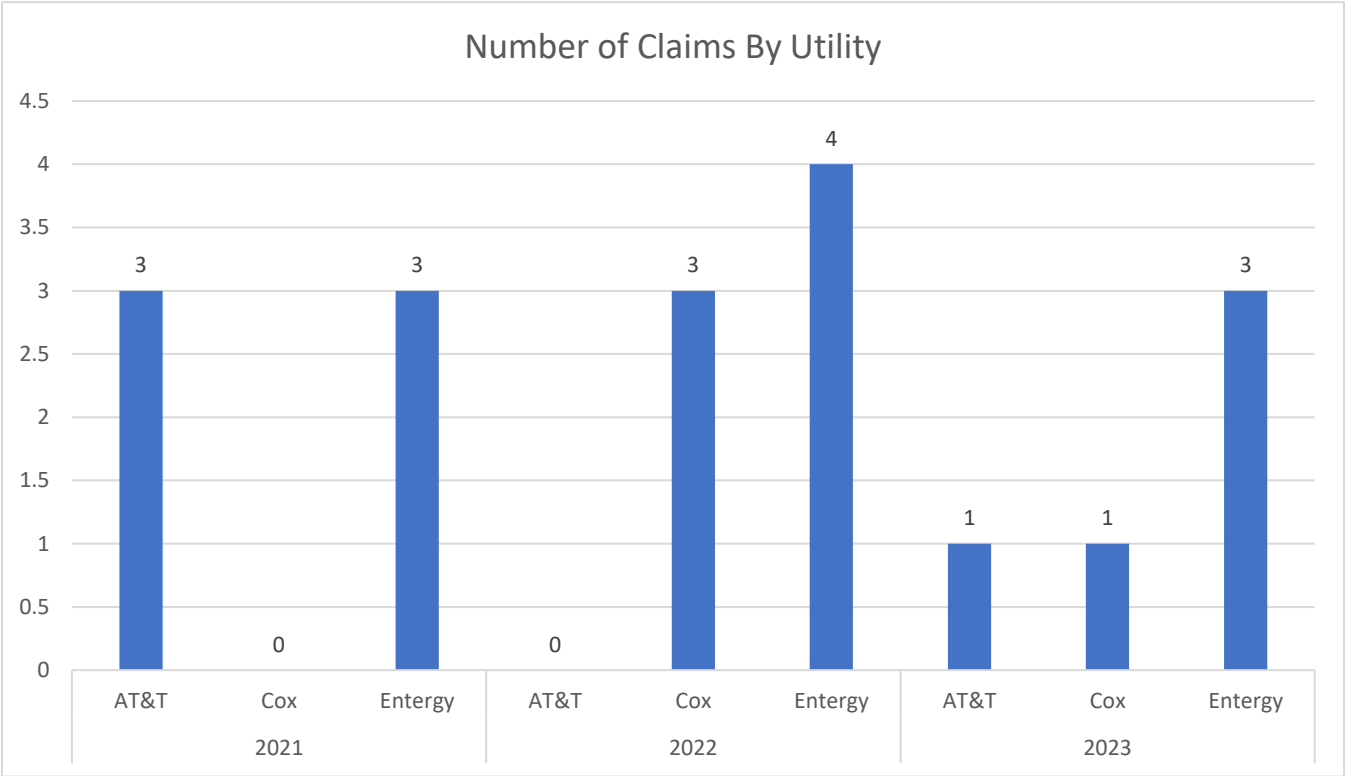
Personal Injury: \$15,376.65.



External Personal Injuries Claims: 2022 and 2023

Year	Jan	Feb	Mar	Apr	May	Jun	Jul	Aug	Sept	Oct	Nov	Dec	Total
2023	1	0	0	2	3	-	-	-	-	-	-	-	6
2022	0	1	1	1	0	1	1	0	1	0	0	2	8

External Damage Claims by Utility





SEWERAGE AND WATER BOARD Of New Orleans Board Report

Month of MAY 2023

Human Resources Activities

Beginning of 2023 Vacant Positions: 380

Current Vacant Positions: 408

May New Hires: 13

May Promotions: 23

May Resignations: 10

May Retirees: 0

Benefits

Eligible Retirees (Not in DROP): 0

DROP Program Participants

- Beginning Balance: 67
- New Member(s): 0
- Member(s) Removed: 1

Employee Relations

Grievances: 1

Disciplinary Actions:

- Terminations: 7
- Suspensions: 2
- Demotions: 0
- Mediations: 1
- Counseling/Support Sessions: 1
- Proposed Actions Dismissed: 4

Monthly Activity Report May 2023

ORIENTATION DATE	JOB TITLE	Action	
8-May-23	Laborer	3	
	NWMT1	2	
	NWMT2	1	
	Office Worker	3	
22-May-23	Attorney III	1	
	NWMT1	2	
	Office Worker	1	
TOTAL		13	
Promotions	JOB TITLE	Action	
	Accountant I	1	
	Analyst	1	
	Automotive Main. Tech	1	
	Automotive Section Supervisor	1	
	Enviornmental Enforce Tech 1	2	
	MDA1	1	
	NWMT1	7	
	Office Worker 2	2	
	Pluming Inspector 2	1	
	Power Dispatcher 2	1	
	Publics Work Sup. 2	1	
	Utility Sr. Service Management	1	
	UPW	1	
	Water Treatment Oper-Class IV	2	
TOTAL		23	

Monthly Activity Report May 2023

Resignations	JOB TITLE	Action	
	Equipment Operator II	1	
	Laborer	2	
	Maint. Tech 1	1	
	PUMPING Plant Operator	2	
	UPW	1	
	Water Meter Reader Trainee	1	
	Utility Trade Specialist I	1	
	Steam Plant Engineer II	1	
TOTAL		10	
	JOB TITLE	Action	
Retirement		0	
TOTAL		0	
	JOB TITLE	Action	
DROP		0	
TOTAL		0	

Human Resources Hiring Activities JANUARY 2022 - DECEMBER 2022

MONTH	NEW HIRES	RESIGNATIONS	TERMINATIONS	ENDED DROP	RETIREMENT
JANUARY	7	9	3	1	6
FEBRUARY	11	14	3	1	8
MARCH	25	6	0	3	2
APRIL	12	15	2	1	3
MAY	16	15	6	1	2
JUNE	59	19	2	2	4
JULY	34	11	5	0	3
AUGUST	14	13	1	1	3
SEPTEMBER	16	11	3	0	0
OCTOBER	7	5	3	3	1
NOVEMBER	21	9	0	1	0
DECEMBER	27	10	5	1	2
TOTALS	249	137	33	15	35

249 New Hires
88% Left (220)

Human Resources Hiring Activities

JANUARY 2023 - MAY 2023

MONTH	NEW HIRES	RESIGNATIONS	TERMINATIONS	DROP	RETIREMENT
JANUARY	2	10	3	3	1
FEBRUARY	7	7	8	1	2
MARCH	21	6	6	0	1
APRIL	20	6	2	1	0
MAY	13	10	7	1	0
JUNE					
JULY					
AUGUST					
SEPTEMBER					
OCTOBER					
NOVEMBER					
DECEMBER					
TOTALS	63	39	26	6	4

63 New Hires
119% Left (75)

Hiring Classifications

JANUARY 2022 - DECEMBER 2022

MONTH	CITY-WIDE	SWB	DIRECT HIRE	UNCLASSIFIED	TOTAL POSITIONS
JANUARY	3	1	3	0	7
FEBRUARY	0	9	2	0	11
MARCH	4	16	1	0	21
APRIL	6	3	2	0	11
MAY	5	6	4	0	16
JUNE	3	18	14	1	36
JULY	4	14	4	0	22
AUGUST	1	6	6	0	13
SEPTEMBER	3	9	2	1	15
OCTOBER	3	2	1	1	7
NOVEMBER	2	6	12	0	20
DECEMBER	8	1	8	0	17
TOTAL HIRES	42	91	59	3	196

Hiring Classifications

JANUARY 2023 - MAY 2023

MONTH	CITY-WIDE	SWB	DIRECT HIRE	UNCLASSIFIED	TOTAL POSITIONS
JANUARY	1	0	2	0	3
FEBRUARY	0	0	7	1	8
MARCH	4	8	7	2	21
APRIL	4	16	0	0	20
MAY	8	4	0	0	12
JUNE					
JULY					
AUGUST					
SEPTEMBER					
OCTOBER					
NOVEMBER					
DECEMBER					
TOTAL HIRES	17	28	16	3	64

HR Department Leadership

Miera Moore (Manager)

Kim Batiste (ER Manager/Asst Manager (HR))

Terri Sippio (HR Supervisor/ Analyst) MDS II

Dayatra Mckee (HR Supervisor/ Clerical) MDS I

Project Delivery Unit
May 2023 Closeout Snapshot

FEMA Public Assistance	# of Project Worksheets	FEMA Obligated	FEMA Revenue Received per LAPA	FEMA Obligation Balance	% Financially Complete	# of Projects Submitted for Closeout	OBLIGATED Value of Projects Submitted for Closeout	POTENTIAL Value of Projects Submitted to Closeout	# of Projects Officially Closed	OBLIGATED Value of Projects Officially Closed	% Submitted	% Closed	# of Projects Submitted but Not Officially Closed	OBLIGATED Value of Projects Submitted but Not Officially Closed
Hurricane Katrina - St. Joseph Headquarters	20	\$ 6,270,560.23	\$ 5,881,136.96	\$ 389,423.27	94%	19	\$ 2,236,513.15	\$ 2,236,513.15	19	\$ 2,236,513.15	95%	95%	0	\$ -
Hurricane Katrina - Central Yard	42	\$ 28,077,335.85	\$ 28,143,785.46	\$ (66,449.61)	100%	42	\$ 28,077,335.85	\$ 27,796,562.49	36	\$ 22,671,029.03	100%	86%	6	\$ 5,406,306.82
Hurricane Katrina - Wastewater Treatment Plant	128	\$ 89,218,231.87	\$ 83,228,891.07	\$ 5,989,340.80	93%	128	\$ 89,218,231.87	\$ 88,326,049.55	121	\$ 40,127,240.69	100%	95%	7	\$ 49,090,991.18
Hurricane Katrina - Carrollton Water Plant	55	\$ 76,019,829.37	\$ 67,935,783.12	\$ 8,084,046.25	89%	54	\$ 64,304,777.65	\$ 63,661,729.87	51	\$ 13,730,451.46	98%	93%	3	\$ 50,574,326.19
Hurricane Katrina - Distribution Network	27	\$ 239,181,475.99	\$ 208,229,423.85	\$ 30,952,052.14	87%	25	\$ 114,329,681.37	\$ 113,186,384.56	20	\$ 36,611,653.24	93%	74%	5	\$ 77,718,028.13
Hurricane Katrina - Pump Stations	166	\$ 82,881,114.89	\$ 77,716,382.89	\$ 5,164,732.00	94%	165	\$ 82,547,763.83	\$ 81,722,286.19	147	\$ 60,493,619.77	99%	89%	18	\$ 22,054,144.06
Hurricane Gustav	9	\$ 667,553.90	\$ 668,689.06	\$ (1,135.16)	100%	9	\$ 667,553.90	\$ 660,878.36	8	\$ 665,778.64	100%	89%	1	\$ 1,775.26
Hurricane Isaac	8	\$ 1,366,275.11	\$ 1,086,830.12	\$ 279,444.99	80%	8	\$ 1,366,275.11	\$ 1,352,612.36	6	\$ 1,044,149.16	100%	75%	2	\$ 322,125.95
Tropical Storm Nate	2	\$ 367,501.26	\$ 367,501.26	\$ -	100%	2	\$ 367,501.26	\$ 363,826.25	2	\$ 367,501.26	100%	100%	0	\$ -
Hurricane Barry	2	\$ 947,134.10	\$855,930.97	\$ 91,203.13	90%	1	\$ 887,938.21	\$ 879,058.83	0	\$ -	50%	0%	1	\$ 887,938.21
Hurricane Sally	2	\$ 18,723.43	\$ 18,723.43	\$ -	100%	2	\$ 18,723.43	\$ 18,723.43	2	\$ 18,723.43	100%	100%	0	\$ -
Hurricane Zeta	7	\$ 892,098.12	\$ 168,630.93	\$ 723,467.19	19%	0		\$ -	0			0%		
Disaster Winter Storm	2	\$ 85,982.86	\$ 81,457.44	\$ 4,525.42	95%	0		\$ -						
LA COVID-19	2	\$ 2,186,399.50												
Hurricane Ida	6	\$ 9,737,720.47	\$ 95,474.53	\$ 9,642,245.94	1%	0								
Total	478	\$ 537,917,936.95	\$ 474,478,641.09	\$ 51,606,125.00	88%	455	\$ 384,022,295.63	\$ 380,204,625.04	412	\$ 177,966,659.83	95%	86%	43	\$ 206,055,635.80

FEMA Joint Infrastructure	# of Project Worksheets	FEMA Obligated	FEMA Revenue Received per LAPA	FEMA Obligation Balance	% Financially Complete	# of Projects Submitted for Closeout	OBLIGATED Value of Projects Submitted for Closeout	POTENTIAL Value of Projects Submitted to Closeout	# of Projects Officially Closed	OBLIGATED Value of Projects Officially Closed	% Submitted	% Closed	# of Projects Submitted but Not Officially Closed	OBLIGATED Value of Projects Submitted but Not Officially Closed
Hurricane Katrina - JIRR settlement	2	\$ 268,448,968.15	\$ 125,718,395.18	\$ 142,730,572.97	47%	0	\$ -	\$ -	0	\$ -	0%	0%	0	\$ -
Hurricane Katrina - JIRR Donors	53	\$ 66,211,783.53	\$ 54,637,085.96	\$ 11,574,697.57	83%	46	\$ 48,933,054.32	\$ 48,443,723.78	25	\$ 4,384,786.03	87%	47%	21	\$ 44,548,268.29
Total	55	\$ 334,660,751.68	\$ 180,355,481.14	\$ 154,305,270.54	54%	46	\$ 48,933,054.32	\$ 48,443,723.78	25	\$ 4,384,786.03	84%	45%	21	\$ 44,548,268.29

FEMA Hazard Mitigation Grant Program	# of Contracts	FEMA Obligated	FEMA Revenue Received per LAHM	FEMA Obligation Balance	% Financially Complete	# of Contracts Completed	OBLIGATED Value of Projects Submitted for Closeout	POTENTIAL Value of Projects Submitted to Closeout	# of Projects Officially Closed	OBLIGATED Value of Projects Officially Closed	% Submitted	% Closed	# of Projects Submitted but Not Officially Closed	OBLIGATED Value of Projects Submitted but Not Officially Closed
Hurricane Katrina - Retrofit of Power House	18	\$ 166,795,389.00	\$ 142,883,528.93	\$ 23,911,860.07	86%	13	\$ -	\$ -	0	\$ -	0%	0%	0	\$ -
Hurricane Katrina - Flood Mitigation of 9 SPS	9	\$ 19,987,722.00	\$ 19,987,722.00	\$ -	100%	9	\$ -	\$ -	0	\$ -	0%	0%	0	\$ -
Hurricane Ike - Five Underpass Generators	1	\$ 988,658.00	\$ 839,129.23	\$ 149,528.77	85%	1	\$ -	\$ -	0	\$ -	100%	0%	1	\$ 985,079.09
Total	28	\$ 187,771,769.00	\$ 163,710,380.16	\$ 24,061,388.84	87%	23	\$ -	\$ -	0	\$ -	82%	0%	1	\$ 985,079.09

TOTALS as of 06.02.23	FEMA Obligated	FEMA Revenue Received	FEMA Obligation Balance
	\$ 1,060,350,457.63	\$ 818,544,502.39	\$ 229,972,784.38

Project Delivery Unit
May 2023 Closeout Snapshot

FEMA Public Assistance	# of Project Worksheets	FEMA Obligated	FEMA Revenue Received per LAPA	FEMA Obligation Balance	% Financially Complete	# of Projects Submitted for Closeout	OBLIGATED Value of Projects Submitted for Closeout	POTENTIAL Value of Projects Submitted to Closeout	# of Projects Officially Closed	OBLIGATED Value of Projects Officially Closed	% Submitted	% Closed	# of Projects Submitted but Not Officially Closed	OBLIGATED Value of Projects Submitted but Not Officially Closed
Hurricane Katrina - St. Joseph Headquarters	20	\$ 6,270,560.23	\$ 5,881,136.96	\$ 389,423.27	94%	19	\$ 2,236,513.15	\$ 2,236,513.15	19	\$ 2,236,513.15	95%	95%	0	\$ -
Hurricane Katrina - Central Yard	42	\$ 28,077,335.85	\$ 28,143,785.46	\$ (66,449.61)	100%	42	\$ 28,077,335.85	\$ 27,796,562.49	36	\$ 22,671,029.03	100%	86%	6	\$ 5,406,306.82
Hurricane Katrina - Wastewater Treatment Plant	128	\$ 89,218,231.87	\$ 83,228,891.07	\$ 5,989,340.80	93%	128	\$ 89,218,231.87	\$ 88,326,049.55	121	\$ 40,127,240.69	100%	95%	7	\$ 49,090,991.18
Hurricane Katrina - Carrollton Water Plant	55	\$ 76,019,829.37	\$ 67,935,783.12	\$ 8,084,046.25	89%	54	\$ 64,304,777.65	\$ 63,661,729.87	51	\$ 13,730,451.46	98%	93%	3	\$ 50,574,326.19
Hurricane Katrina - Distribution Network	27	\$ 239,181,475.99	\$ 208,229,423.85	\$ 30,952,052.14	87%	25	\$ 114,329,681.37	\$ 113,186,384.56	20	\$ 36,611,653.24	93%	74%	5	\$ 77,718,028.13
Hurricane Katrina - Pump Stations	166	\$ 82,881,114.89	\$ 77,716,382.89	\$ 5,164,732.00	94%	165	\$ 82,547,763.83	\$ 81,722,286.19	147	\$ 60,493,619.77	99%	89%	18	\$ 22,054,144.06
Hurricane Gustav	9	\$ 667,553.90	\$ 668,689.06	\$ (1,135.16)	100%	9	\$ 667,553.90	\$ 660,878.36	8	\$ 665,778.64	100%	89%	1	\$ 1,775.26
Hurricane Isaac	8	\$ 1,366,275.11	\$ 1,086,830.12	\$ 279,444.99	80%	8	\$ 1,366,275.11	\$ 1,352,612.36	6	\$ 1,044,149.16	100%	75%	2	\$ 322,125.95
Tropical Storm Nate	2	\$ 367,501.26	\$ 367,501.26	\$ -	100%	2	\$ 367,501.26	\$ 363,826.25	2	\$ 367,501.26	100%	100%	0	\$ -
Hurricane Barry	2	\$ 947,134.10	\$855,930.97	\$ 91,203.13	90%	1	\$ 887,938.21	\$ 879,058.83	0	\$ -	50%	0%	1	\$ 887,938.21
Hurricane Sally	2	\$ 18,723.43	\$ 18,723.43	\$ -	100%	2	\$ 18,723.43	\$ 18,723.43	2	\$ 18,723.43	100%	100%	0	\$ -
Hurricane Zeta	7	\$ 892,098.12	\$ 168,630.93	\$ 723,467.19	19%	0		\$ -	0			0%		
Disaster Winter Storm	2	\$ 85,982.86	\$ 81,457.44	\$ 4,525.42	95%	0		\$ -						
LA COVID-19	2	\$ 2,186,399.50												
Hurricane Ida	6	\$ 9,737,720.47	\$ 95,474.53	\$ 9,642,245.94	1%	0								
Total	478	\$ 537,917,936.95	\$ 474,478,641.09	\$ 51,606,125.00	88%	455	\$ 384,022,295.63	\$ 380,204,625.04	412	\$ 177,966,659.83	95%	86%	43	\$ 206,055,635.80

FEMA Joint Infrastructure	# of Project Worksheets	FEMA Obligated	FEMA Revenue Received per LAPA	FEMA Obligation Balance	% Financially Complete	# of Projects Submitted for Closeout	OBLIGATED Value of Projects Submitted for Closeout	POTENTIAL Value of Projects Submitted to Closeout	# of Projects Officially Closed	OBLIGATED Value of Projects Officially Closed	% Submitted	% Closed	# of Projects Submitted but Not Officially Closed	OBLIGATED Value of Projects Submitted but Not Officially Closed
Hurricane Katrina - JIRR settlement	2	\$ 268,448,968.15	\$ 125,718,395.18	\$ 142,730,572.97	47%	0	\$ -	\$ -	0	\$ -	0%	0%	0	\$ -
Hurricane Katrina - JIRR Donors	53	\$ 66,211,783.53	\$ 54,637,085.96	\$ 11,574,697.57	83%	46	\$ 48,933,054.32	\$ 48,443,723.78	25	\$ 4,384,786.03	87%	47%	21	\$ 44,548,268.29
Total	55	\$ 334,660,751.68	\$ 180,355,481.14	\$ 154,305,270.54	54%	46	\$ 48,933,054.32	\$ 48,443,723.78	25	\$ 4,384,786.03	84%	45%	21	\$ 44,548,268.29

FEMA Hazard Mitigation Grant Program	# of Contracts	FEMA Obligated	FEMA Revenue Received per LAHM	FEMA Obligation Balance	% Financially Complete	# of Contracts Completed	OBLIGATED Value of Projects Submitted for Closeout	POTENTIAL Value of Projects Submitted to Closeout	# of Projects Officially Closed	OBLIGATED Value of Projects Officially Closed	% Submitted	% Closed	# of Projects Submitted but Not Officially Closed	OBLIGATED Value of Projects Submitted but Not Officially Closed
Hurricane Katrina - Retrofit of Power House	18	\$ 166,795,389.00	\$ 142,883,528.93	\$ 23,911,860.07	86%	13	\$ -	\$ -	0	\$ -	0%	0%	0	\$ -
Hurricane Katrina - Flood Mitigation of 9 SPS	9	\$ 19,987,722.00	\$ 19,987,722.00	\$ -	100%	9	\$ -	\$ -	0	\$ -	0%	0%	0	\$ -
Hurricane Ike - Five Underpass Generators	1	\$ 988,658.00	\$ 839,129.23	\$ 149,528.77	85%	1	\$ -	\$ -	0	\$ -	100%	0%	1	\$ 985,079.09
Total	28	\$ 187,771,769.00	\$ 163,710,380.16	\$ 24,061,388.84	87%	23	\$ -	\$ -	0	\$ -	82%	0%	1	\$ 985,079.09

TOTALS as of 06.02.23	FEMA Obligated	FEMA Revenue Received	FEMA Obligation Balance
	\$ 1,060,350,457.63	\$ 818,544,502.39	\$ 229,972,784.38



SEWERAGE AND WATER BOARD

Inter-Office Memorandum

Date: June 6, 2023

To: Ghassan Korban, Executive Director

From: Irma Plummer, EDBP Director



Re: EDBP Department Summary – May 2023

SLDBE CERTIFICATION ACTIVITY

Applications received	
New	10
Recertification	17
Applications processed	
New	10
Recertifications	2
Applications approved	7
Applications denied	3
Applications renewed	1
Applications decertified	1

ANALYSES CONDUCTED BY EDBP

For the month of May 2023, there were no Goods and Services, nor Professional Services bid proposals to review.

For the month of May 2023, there was one construction bid proposal to review.

Contract TM011 – Transmission Main Replacement

On Tuesday, May 16, 2023, five (5) bids were received for subject contract. The bid totals are as follows:

Cycle Construction Co., LLC	\$11,139,453.00
BLD Services, LLC	\$11,968,753.00
Beverly Construction, Co., LLC	\$12,239,770.75
Boh Bros. Construction Co., LLC	\$14,398,697.00
Wallace C. Drennan, Inc.	\$22,866,570.00

Thirty percent (30%) DBE participation was established for this project.

The apparent lowest bidder, **Cycle Construction Co., LLC** submitted the following subcontractors:

Industry Junction, Inc. (eligible certified SLDBE) to supply pipe material, fittings, and valves
\$2,792,192.00 – 25.07%

Donahoe Construction, LLC (eligible certified LA-UCP) to perform as asphalt subcontractor
\$824,840.00 – 7.40%

TNT Construction Group, LLC (eligible certified LA-UCP) to perform sawcutting
\$20,367.00 – 0.18%

Landrieu Concrete and Cement Industries (eligible certified SLDBE) to provide Ready Mix Concrete and Flow Fill
\$139,927.00 – 1.26%

Total Participation: \$3,777,326.00 — 33.91%
Correspondence from DBEs on their letterhead reaffirming negotiated terms was provided.

The apparent second lowest bidder, **BLD Services, LLC**, submitted the following subcontractors:

C&M Construction Group, Inc. (eligible certified SLDBE) to perform excavation, base work, asphalt paving & concrete road construction
\$1,250,000.00 – 10.44%

Choice Supply Solutions, LLC (eligible certified SLDBE) to supply pipes, fittings & associated materials
\$2,600,000.00 – 21.72%

Total Participation: \$3,850,000.00 — 32.17%
Correspondence from DBEs on their letterhead reaffirming negotiated terms was provided

Based upon analysis of DBE participation, the Economically Disadvantaged Business Program recommends that the DBE participation submitted by **Cycle Construction Co., LLC**, and **BLD Services, LLC** be considered as responsive to meeting EDBP bid requirements.

CONSTRUCTION REVIEW COMMITTEE RECOMMENDATIONS

The Construction Review Committee convened on Thursday, May 11, 2023 and made the following recommendations:

Open Market Contracts

- 1) Contract 1391 Dorr Tank Demolition**
Budget Amount: \$2,095,000.00
EDBP 30%
Recommended Goal:
Renewal Option(s): N/A

- 2) Contract 1416 SFC Installation and Phase 1 Commissioning**
Budget Amount: \$23,250,900.00
EDBP 36%
Recommended Goal:
Renewal Option(s): N/A

- 3) Contract 6274 Rewind Drainage Pump Motor and Clean Sewage Pump Motor at Station D**
Budget Amount: \$420,400.00
EDBP 5%
Recommended Goal:
Renewal Option(s): N/A

- 4) Contract 1426 Procurement of Black Start Generator Equipment**
Budget Amount: \$3,000,000.00
EDBP 0%
Recommended Goal:
Justification Equipment will be purchased and delivered directly from manufacturer
Renewal Option(s): N/A

Note: Cont #1426 previously reviewed and approved at February 2022 CRC Meeting

STAFF CONTRACT REVIEW COMMITTEE RECOMMENDATIONS

The Staff Contract Review Committee convened on Thursday, May 11, 2023 and made the following recommendations:

OPEN MARKET CONTRACTS

1. Request for Furnishing Meter Boxes

Budget Amount:	\$ 1,500,000
Renewal Option(s):	Initial one (1) year term with one (1) one-year renewal
Recommended DBE Goal:	5%

RENEWALS

2. Request for Furnishing #1 all-purpose rag wipers

Budget Amount:	\$ 45,250.00
Renewal Option(s):	First and final of one (1) one-year renewal option; Initial one (1) year
Recommended DBE Goal:	0%
Justification:	Does not lend itself to DBE participation

3. Request for Furnishing PVC pipe (SDR 26, SDR 35 and C-900)

Budget Amount:	\$298,800.00
Renewal Option(s):	First and final of one (1) one-year renewal option; Initial one (1) year
Recommended DBE Goal:	0%
Justification:	Does not lend itself to DBE participation

4. Request for Furnishing Liquid Polyphosphate

Budget Amount:	\$848,000
Renewal Option(s):	First and final one (1) one-year renewal Initial one (1) year term
Recommended DBE Goal:	0%
Justification:	Specialized nature of manufacturing and transport

Sewerage & Water Board of New Orleans Contracts with DBE Participation January – May 2023

See attached spreadsheet.

Sewerage & Water Board New Orleans Awarded Projects with DBE Participation January 2023 - May 2023

Category	Category Dollar Amount	SLDBE Dollar Value
Goods & Services Projects	\$ 326,662	\$ 98,000
Professional Services Projects	\$ 4,367,563	\$ 263,000
Construction Projects	\$ 61,210,349	\$ 22,342,849
 Grand Total	 \$ 65,904,574	 \$ 22,703,849

Sewerage & Water Board of New Orleans Open Market Bids with DBE Participation January 2023 - May 2023

Goods & Services Projects

Contract No./Description	%DBE Goal	Contract \$	Prime	Sub(s)	% DBE Part (Prime)	\$ Sub Award	Award date
2022-SWB-74 Furnishing Rubber PVC Hip Boots and Knee Boots	30%	\$326,662.00	EHS Corp. dba Southeast Safety & Supply	Corporate Business Supplies	30%	\$98,000.00	3/28/2023

**Total Goods & Services
Projects**

\$326,662.00

30%

\$98,000.00

Sewerage & Water Board of New Orleans Open Market Bids with DBE Participation January 2023 - May 2023

Professional Services Projects

Contract No./Description	%DBE Goal	Contract \$	Prime	Sub(s)	% DBE Part (Prime)	\$ Sub Award	Award date
Financial Software and Services	6%	\$4,367,563.00	Application Software Technology, LLC (AST)	Major Services	6.00%	\$263,000.00	5/17/2023

Total Professional Services Projects

\$4,367,563.00

\$263,000.00

Sewerage & Water Board of New Orleans Open Market Bids with DBE Participation January 2023 - May 2023

Construction Projects

Contract No./Description	%DBE Goal	Contract \$	Prime	Sub(s)	% DBE Part (Prime)	\$ Sub Award	Award date
Cont #2162; Water Main Point Repairs, Water Service Connection, Water Valve and Fire Hydrant Replacement at Various Sites throughout Orleans Parish	36%	\$ 1,179,175.00	Boh Bros. Construction Co., LLC	Industry Junction, Inc	22.46%	\$ 264,805.00	1/25/2023
				TL & Son's Trucking, LLC	4.45%	\$ 52,446.00	
				C&M Construction Group, Inc.	9.65%	\$ 113,790.00	
				Total	36.55%	\$ 431,041.00	
Cont #2163; Water Main Point Repairs, Water Service Connection, Water Valve and Fire Hydrant Replacement at Various Sites throughout Orleans Parish	36%	\$ 3,446,750.00	Boh Bros. Construction Co., LLC	EFT Diversified, Inc.	20.43%	\$ 704,175.00	1/25/2023
				TL & Son's Trucking, LLC	4.68%	\$ 161,204.00	
				C&M Construction Group, Inc.	11.42%	\$ 393,750.00	
				Total	36.53%	\$ 1,259,129.00	
Contract #2164 – Water Main Line Replacements and Extensions at Scattered Locations throughout Orleans Parish	36%	\$ 3,333,265.00	Wallace C. Drennan, Inc.	C&M Construction Group, Inc.	8.01%	\$ 267,000.00	1/25/2023
				Choice Supply Solutions, LLC	26.01%	\$ 867,000.00	
				Cooper Contracting Group, LLC	0.60%	\$ 20,000.00	

Contract No./Description	%DBE Goal	Contract \$	Prime	Sub(s)	% DBE Part (Prime)		\$ Sub Award	Award date
				Prince Dump Truck Services, LLC	3.00%	\$	100,000.00	
				Total	37.62%		\$ 1,254,000.00	
Cont #1415; Carrollton Water Purification Plant WPC Foundations		\$ 33,622,255.00	M.R. Pittman Group, LLC	Bayou Concrete Pumping, LLC	1.44%	\$	484,220.00	3/15/2023
				The Beta Group Engineering and Construction	1.34%	\$	450,000.00	
				Gainey's Concrete Products, LLC	0.71%	\$	239,204.00	
	36%			Landrieu Concrete and Cement Industries	5.24%	\$	1,760,674.00	
				Southern Services & Equipment, Inc.	19.87%	\$	6,682,083.00	
				The Three C's Properties, Inc.	7.63%	\$	2,565,548.00	
				Total	36.23%		\$ 12,181,729.00	
Cont #1447; Carrollton Water Plant Boiler House Fan Modifications	25%	\$1,127,000	Walter J. Barnes Electric Co., Inc.	Carter Electric Supply, LLC	27.08%	\$	305,182.00	3/15/2023
Cont #30246; Restoration of Gravity Flow Sanitary Sewer Mains by Point Repair at Various Sites throughout Orleans Parish		\$ 3,444,020.00	Wallace C. Drennan, Inc.	C&M Construction Group, Inc.	23.00%	\$	792,125.00	3/15/2023
				Prince Dump Truck Services, LLC	11.00%	\$	378,850.00	

Contract No./Description	%DBE Goal	Contract \$	Prime	Sub(s)	% DBE Part (Prime)	\$	\$ Sub Award	Award date
	36%			Cooper Contracting Group, LLC	0.15%	\$	5,000.00	
				Choice Supply Solutions, LLC	0.06%	\$	2,000.00	
				Blue Flash Sewer Service, Inc.	2.10%	\$	72,325.00	
				Total	36.30%	\$	1,250,300.00	
Cont #30248; Carrollton Basin; #7 Sewer Rehabilitation	36%	\$ 5,438,876.50	Fleming Construction Co., LLC	DC Trucking and Equipment Service, LLC	18.73%	\$	1,018,616.60	5/17/2023
				Industry Junction, Inc.	11.31%	\$	614,936.14	
				F.P. Richard Construction, LLC	6.05%	\$	329,260.80	
				Total	36.09%	\$	1,962,813.54	
Cont #30249; Carrollton Basin; #8 Sewer Rehabilitation	36%	\$ 9,223,009.00	Impetus Infrastructure, LLC	ACA Construction, LLC	3.32%	\$	306,294.00	5/17/2023
				Blue Flash Sewer Service, Inc.	2.85%	\$	262,767.00	
				C&M Construction Group, Inc.	13.59%	\$	1,253,005.00	
				TNT Construction Group, LLC	1.90%	\$	175,659.40	

Contract No./Description	%DBE Goal	Contract \$	Prime	Sub(s)	% DBE Part (Prime)	\$	\$ Sub Award	Award date
				Three C's Properties	16.90%	\$	1,558,315.95	
				Total	38.56%	\$	3,556,041.35	
Cont #30250; Carrollton Basin; #9 Sewer Rehabilitation		\$ 395,998.00	BLD Services, LLC	C&M Construction Group, Inc.	11.83%	\$	46,863.00	5/17/2023
	36%			Choice Supply Solutions, LLC	24.18%	\$	95,750.00	
				Total	36.01%	\$	142,613.00	
Total Construction Projects		\$ 61,210,348.50			36.50%		\$22,342,848.89	