

DATE: Friday,
November 17, 2023

TIME: 9:00 a.m.

LOCATION: Executive Board Room
625 St. Joseph Street
New Orleans, Louisiana 70165



BOARD OF DIRECTORS MEETING AGENDA

I. Roll Call

II. Approval of Minutes Dated October 18, 2023

III. Executive Director's Report

IV. Committee Reports

- A. Operations Committee (October) – Director Howard, Chair
- B. Pension Committee (October) – Director Peychaud, Chair
- C. Finance and Administrative Committee – Director Sloss, Chair

V. Action Items

- A. Resolution (R-121-2023) Authorizing Adoption of Internal Audit Department Charter
- B. Resolution (R-122-2023) Authorizing Adoption of Audit Committee Charter
- C. Resolution (R-124-2023) Amendment of Article VI, Section 10 of the Sewerage and Water Board of New Orleans By-Laws Relative to the Plumbing Conference Committee

VI. Corresponding Resolutions

General Superintendent Recommendations

Contract Awards/Renewals

- D. Resolution (R-147-2023) Contract. No. YW23-0067- Furnishing Meter Boxes and Meter Box Parts Between the Sewerage and Water Board of New Orleans and A.Y. McDonald Mfg., Co.
- E. Resolution (R-114-2023) Award of Contract 30255 – Carrollton Basin No. 14 Sewer Rehabilitation Between the Sewerage and Water Board of New Orleans and Fleming Construction Co., LLC
- F. Resolution (R-115-2023) Award of Contract 30256 – Carrollton Basin No. 15 Sewer Rehabilitation Between the Sewerage and Water Board of New Orleans and Hard Rock Construction, LLC
- G. Resolution (R-132-2023) Award of Contract YG23-001 – Furnishing and Delivering Gasoline and Diesel Fuel Between the Sewerage and Water Board of New Orleans and Lard Oil Company of Denham Springs

DATE: Friday,
November 17, 2023

TIME: 9:00 a.m.

LOCATION: Executive Board Room
625 St. Joseph Street
New Orleans, Louisiana 70165



💧 **Contract Change Order By Ratification**

- H.** Resolution (R-108-2023) Ratification of Change Order No. 4 for Contract 1418 – Carrollton Water Plant Utility Rack Between the Sewerage and Water Board of New Orleans and M.R. Pittman Group, LLC

💧 **Contract Change Order By Approval**

- I.** Resolution (R-119-2023) Approval of Change Order No. 2 for Contract 8168 – Repaving Open Cuts in Driveways and Sidewalks Resulting from the Repair of Underground Utilities Between the Sewerage and Water Board of New Orleans and CMG Pipelines

💧 **Contract Amendments**

- J.** Resolution (R-133-2023) Authorization of Amendment No. 11 to the Agreement for Design and Engineering Services for the Water Line Replacement Program Between the Sewerage and Water Board of New Orleans and Arcadis U.S. Inc
- K.** Resolution (R-134-2023) Authorization of Amendment No. 10 to the Agreement for Design and Engineering Services for the Water Line Replacement Program Between the Sewerage and Water Board of New Orleans and Digital Engineering & Imaging, Inc.

💧 **Final Acceptance**

- L.** Resolution (R-113-2023) Authorization of Final Acceptance and Close Out of Contract 2156 – TM005 Eden and Grape Transmission Main Project Between the Sewerage and Water Board of New Orleans and BLD Services, LLC
- M.** Resolution (R-120-2023) Authorization of Final Acceptance and Close Out of Contract 2142 –Water Main Replacements and Extension at Scattered Locations throughout Orleans Parish Between the Sewerage and Water Board of New Orleans and Wallace C. Drennan, LLC

VII. Executive Session

- A.** Pursuant to La. R.S.42:17(A)(2), the Board of Directors of the Sewerage and Water Board of New Orleans will meet in Executive Session to discuss the following:
 - i.** Multi-District Litigation No. 2:18-mn-2873-RMG
 - ii.** SWBNO v. Barriere Construction Company, LLC, ET AL Civil District Court Case Number 2019-8999, DIV. M
 - iii.** Joseph Jackson v. James Thomas, et al. Civil District Court, Case Number 2016-10418
 - iv.** Antoine Makhoul v. SWBNO Civil District Court Case Number 2015-00847 Div. M Sec.13.

DATE: Friday,
November 17, 2023

TIME: 9:00 a.m.

LOCATION: Executive Board Room
625 St. Joseph Street
New Orleans, Louisiana 70165



VIII. New Business

- A. Procedure for Board members to add matters under “New Business” to be discussed at the next Board meeting.

IX. Information Items

- A. CFO – October 2023 Report
- B. GSO – October 2023 Report
- C. HR – October 2023 Report
- D. Legal – October 2023 Report
- E. Safety – October 2023 Report
- F. FEMA – October 2023 Report
- G. EDBP – October 2023 Report

X. Public Comment

XI. Adjournment

BOARD OF DIRECTORS' MEETING

October 18, 2023

MEETING MINUTES

SEWERAGE AND WATER BOARD OF NEW ORLEANS

ROLL CALL

The Board of Directors for the Sewerage and Water Board of New Orleans (SWBNO) met on Wednesday October 18, 2023, at 9:00 AM in the Executive Boardroom. Special Counsel Ms. Yolanda Grinstead called the roll and confirmed the following members were present: Director Joseph Peychaud, Director Tamika Duplessis, Director Janet Howard, Director Lynes Sloss, Director Robin Barnes, Director Maurice Sholas, Director Carol Markowitz and Director Alejandra Guzman

The following member(s) were absent: Hon. Mayor LaToya Cantrell and Councilmember Freddie King.

Staff present were Mr. Ghassan Korban, Executive Director; Mr. Grey Lewis, Chief Financial Officer; Mr. Ron Spooner, Interim General Superintendent; Ms. Yolanda Grinstead, Special Counsel; Mr. Rene Gonzalez, Chief Customer Service Officer; Ms. Irma Plummer, EDBP; Ms. Tanyell Allen, Board Relations.

APPROVAL OF PREVIOUS MINUTES

Director Lynes Sloss presented a motion to accept the minutes of the September 20, 2023, Board Meeting. Director Maurice Sholas moved for approval of the minutes. Director Tamika Duplessis seconded. The motion carried.

REPORT OF THE EXECUTIVE DIRECTOR

Executive Director Ghassan Korban presented a slide overview that focused on the following topics:

SWBNO Power Complex Substation Work Remains on Schedule

- Entergy work remains on schedule for 2024 completion, transmission line work 90% complete

SWBNO Connections and Backup Plant

- Utility rack is at 65% completion
- Bond commission meeting on 10/19 for approval of **\$10 million**
- Static frequency changers and Turbine 7 – Undergoing testing at the manufacturing facilities
- Aiming to be ready for peak hurricane season 2025

Saltwater Water Wedge

- Corps of Engineers releases new timeline every Thursday.
- Salt water may continue to migrate upriver, but toe of the wedge is holding in place
- Algiers and Carrollton intakes not projected to see surface salinity levels of over 250 parts per million
- Sill is working to slow down wedge

Next Steps: West Bank

- Coordinate with Army Corps for transfer barges
- 14M gallons of fresh water daily to add to intakes and dilute salt water for treatment
- Operational considerations
- Rebid Algiers intake design modifications to receive water
- Updated data and guidance from USACE

Next Steps: East Bank

- Pumping from Upstream (plan on hold)
- Pipeline that pumps fresh water 12 miles from Kenner to East Bank intakes for blending
- Contractors can build in 30 days if needed due to timeline shifts
- Sustainability and Long-Term Solutions
- Working to ensure long term reliable service is ensured
- Long term solutions have the potential to be less-costly than temporary emergency contracts – One time cost

Corrosion Control

- Continue daily chloride testing
- Reporting our water chemistry to GOHSEP, LDH, and the EPA
- Developing a corrosion sampling plan
- Coordinating with local, regional, and federal entities
- Regional Joint Information Center

State and Federal Stakeholder Engagement

- Discussion about long-term solutions with State and Federal partners
- Visit from GOHSEP, National Security Council and White House Infrastructure Staff to tour needs of water treatment facilities on Oct 19
- Tour of Carrollton Water Treatment Plant, as well as Algiers Treatment and Intake Facility
- Coordinating with local and regional partners
- Met with Jefferson Parish officials, as well, on long-term solutions

Water Quality Master Planning in Progress

- Evaluating Proposals
- Planning process to start by end of the year
- 18 – 24-month process
- Outcomes will be recommendations for investment in the treatment system, considering new anticipated Federal regulations as well as climate risks
- PFAS, PFOS, Emerging Contaminants
- Lead and Copper Rule Revisions
- Saltwater Intrusion

Smart Metering Update Integration of smart metering technology and our IT systems

- QA/ QC continues
- Finalized automation efforts underway
- Customer portal design beginning Q4 2023
- 2,200+ meters installed as part of O&M, including 55 large meters
- Detailed communications and messaging continues
- 1.5” and 2” meter installation has begun, at a designed slow pace allowing
- The ability to streamline processes and procedures
- Representative data to optimize our design

Paving Repair Resources

- Additional equipment to reduce response timelines – 20% reduction already in 2023 over 2022
- 60-90 paving repairs per week
- Contractors ramping up performance
- Aim to reduce backlog from 3,000 to 600-1,000 by year end
- Backlog currently dropping at around 100 work orders per week

Plumbing and One-Stop Update

- SWBNO Integration with One-Stop is now complete
- Plumbers can register with SWBNO or at One-Stop
- Access to One-Stop is granted after registration is approved
- Permit applications are submitted via One-Stop
- Once permits are approved and paid, they can begin work and call for inspections

Continued Funding Efforts Rolling Forward of Millage

- Intent to request Council to set Millage by year's end estimated 19-23% increase
- Estimated \$198 per year for a home assessed at \$100,000 * \$76 / year with Homestead Exemption
- \$38.9M LDEQ Revolving Fund for additional wastewater plant repairs
- Lead Service Line Replacement Program
- \$84M available via IJA * applied for
- \$5M LDEQ + \$5M LDH for Smart Meters
- \$31.5M LDEQ Revolving Fund for Sewer Consent Decree
- \$3.3M Hazard Mitigation Grant Program portable/emergency generators
- \$15M Capital Outlay , \$10M moved from P5 to P1 for Power Complex funding with \$5 million additional in cash Meeting in Baton Rouge tomorrow Thursday, Oct. 19

COMMITTEE REPORTS

Governance Committee Report

Director Tamika Duplessis reported on the summary and actions taken by the Governance Committee. The Governance Committee Report for the month of September was presented and recommended for approval.

Director Lynes Sloss asked for a motion to adopt the Governance report as amended. Director Janet Howard moved to adopt Governance minutes as proposed. Director Alejandra Guzman seconded. The motion carried.

Audit Committee Report

Director Maurice Sholas reported on the summary and actions taken by the Audit Committee. The Audit Committee Report for the month of September was presented and recommended for approval.

Director Lynes Sloss asked for a motion to adopt the Audit report as amended. Director Joseph Psychaud moved to adopt Audit minutes as proposed. Director Tyler Antrup seconded. The motion carried.

Finance and Administration Committee Report

Director Lynes Sloss reported on the summary and actions taken by the Finance and Administration Committee. The Finance Committee Report for the month of October was presented and recommended for approval.

Director Lynes Sloss asked for a motion to adopt the Finance report as amended. Director Maurice Sholas moved to adopt Finance minutes as proposed. Director Joseph Psychaud seconded. The motion carried.

ACTION ITEMS

- Resolution (R-126-2023) Roll Back of Sewerage and Water Board Millages
 - **Director Janet Howard moved to accept R-126-2023. Director Maurice Sholas seconded. The motion carried.**
- Resolution (R-127-2023) Roll Forward of Sewerage and Water Board Millages
 - **Director Tyler Antrup moved to accept R-127-2023. Director Robin Barnes seconded. The motion carried.**
- Resolution (R-128-2023) Ninth Supplemental Sewerage Service Revenue Bond Resolution Authorizing the Issuance of Sewerage Service Revenue Bond, Series 2023
 - **Director Joseph Peychaud moved to accept R-128-2023. Director Tamika Duplessis seconded. The motion carried.**
- Resolution (R-130-2023) Authorization for Contract Between the Governor's Office of Homeland Security and Emergency Preparedness, and the Sewerage and Water Board of New Orleans, for Saltwater Intrusion Response
 - **Director Maurice Sholas moved to accept R-130-2023. Director Janet Howard seconded. The motion carried.**
- Resolution (R-131-2023) Second Extension of Contract for Furnishing Janitorial and Related Services to Multiple SWBNO Locations (REQ. #SA19-0001)
 - **Director Tyler Antrup moved to accept R-131-2023 as amended. Director Maurice Sholas seconded. The motion carried.**

GENERAL SUPERINTENDENT RECOMMENDATIONS

The following resolutions were discussed at the October 11, 2023, Finance and Administration Meeting: General Superintendent Recommendations

CORRESPONDING RESOLUTIONS

- Resolution (R-109-2023) Award of Contract 30253 – Carrollton Basin No. 12 Sewer Rehabilitation Between the Sewerage and Water Board of New Orleans and BLD Services, LLC
- Resolution (R-110-2023) Award of Contract 30254 – Carrollton Basin No. 13 Sewer Rehabilitation Between the Sewerage and Water Board of New Orleans and BLD Services, LLC

- Resolution (R-107-2023) Authorization of Amendment No. 5 to the Agreement Between the Sewerage and Water Board of New Orleans and Neel-Schaffer, Inc for Design and Engineering Services for Repairs to River Intake Fender Systems
- Resolution (R-111-2023) Authorization of Final Acceptance and Close Out of Contract 8165 – Repaving Open Cuts in Sidewalks and Driveways at Various Locations Throughout New Orleans Between the Sewerage and Water Board of New Orleans and Wallace C. Drennan, Inc
- Resolution (R-112-2023) Authorization of Final Acceptance and Close Out of Contract 2159 – Water Main Point Repair, Water Service Connection, Water Valve and Fire Hydrant Replacement at Various Locations Throughout New Orleans Between the Sewerage and Water Board of New Orleans and Wallace C. Drennan, Inc

Director Lynes Sloss asked for a motion to approve Corresponding Resolutions in Globo. Director Janet Howard moved to accept Corresponding resolutions as proposed. Director Tamika Duplessis seconded. The motion carried.

INFORMATION ITEMS

The following items were submitted for informational purposes only:

- Report Preliminary Financial Results
- Report General Superintendent
- Report Legal
- Report Human Resource
- Report Safety
- FEMA Project Worksheet Status
- DBE Participation on Contracts Report

ADJOURNMENT

There being no further business to come before the Board, the meeting adjourned at approximately 11:05AM.



"RE-BUILDING THE CITY'S WATER SYSTEMS FOR THE 21ST CENTURY"

Sewerage & Water Board OF NEW ORLEANS

LATOYA CANTRELL, PRESIDENT

625 ST. JOSEPH STREET
NEW ORLEANS, LA 70165 • 504-529-2837 OR 52W-ATER
www.swbno.org

October 17, 2023

The Operations Committee met on Tuesday, October 17, 2023, in the SWBNO Executive Boardroom. The meeting convened at approximately 9:00 A.M.

1. ROLL CALL

Members Present:

Director Janet Howard, Chair
Director Tamika Duplessis
Director Maurice Sholas
Director Joseph Peychaud

Director Poco Sloss – present, non-committee member

Members Absent:

N/A

2. PRESENTATION ITEMS

Rebecca Johnsey, SWBNO Principal Engineer, gave a detailed presentation on the AMI smart metering implementation. The presentation included information on schedule, customer communications, technical interfaces, and the identification and navigation of challenges. Ms. Johnsey concluded by informing the committee of changes to the billing process and other operations once meter installation is completed.

Ryan McNeely of PFM presented an update on the status of the People Plan. Next steps include an employee-wide survey and development of work-force model options from studies of utilities comparable to the SWBNO.

3. PUBLIC COMMENT

None.

4. **ADJOURNMENT**

There being no further business to come before the Operations Committee, Director Sholas moved to adjourn. Director Psychaud seconded. The motion carried. The meeting adjourned at approximately 10:18 AM.



"RE-BUILDING THE CITY'S WATER SYSTEMS FOR THE 21ST CENTURY"

EMPLOYEES' RETIREMENT SYSTEM OF THE Sewerage & Water Board OF NEW ORLEANS

LaToya Cantrell, President

625 ST. JOSEPH STREET
NEW ORLEANS, LA 70165 • 504-529-2837 OR 52W-ATER
www.swbno.org

October 17, 2023

The Pension Committee met on Tuesday, October 17, 2023, in the Executive Boardroom. The meeting convened at approximately 10:34 A.M.

Present:

Director Joseph Peychaud
Director Maurice Sholas
Ms. Rebecca Johnsey
Ms. Jackie Shine

Other Board Members Present:

Director Janet Howard

Absent:

Director Carol Markowitz
Director Tyler Antrup
Mr. Kenneth Davis, Sr.
Mr. Mubashir Maqbool

Also in attendance: Executive Director Ghassan Korban; Special Counsel Yolanda Grinstead; Deputy Special Counsel, Mr. Ed Morris; Mr. E. Grey Lewis, Chief Financial Officer; Mr. Ron Spooner, Interim General Superintendent; Mr. Kweku Obed, Marquette and Associates, Inc.

PRESENTATION ITEMS

Mr. Kweku Obed of Marquette and Associates, Inc., provided an update on the Executive Summary of the September 2023 Market Performance and the Asset Allocation Transition Plan Update. Mr. Obed also presented a comprehensive summary of the manager responses for real estate, private equity, and infrastructure asset classes. Based on the managers' responses, the committee requested in-person interviews to help with the selection process.

INFORMATION ITEMS

The information items were received.

PUBLIC COMMENT

None.

ADJOURNMENT

There being no further business to come before the Pension Committee, Director Peychaud made a motion to adjourn. Director Sholas accepted. Ms. Johnsey seconded. The motion carried. The meeting was adjourned at approximately 12:10 P.M.



"RE-BUILDING THE CITY'S WATER SYSTEMS FOR THE 21ST CENTURY"

Sewerage & Water Board OF NEW ORLEANS

LATOYA CANTRELL, PRESIDENT

625 ST. JOSEPH STREET
NEW ORLEANS, LA 70165 • 504-529-2837 OR 52W-ATER
www.swbno.org

November 8, 2023

The Finance and Administration Committee met on Wednesday, November 8, 2023, in the Executive Boardroom. The meeting convened at approximately 9:05 A.M.

1. ROLL CALL

Present:

Director Lynes Sloss

Director Janet Howard

Director Joseph Peychaud

Director Carol Markowitz

Absent:

Director Alejandra Guzman

2. CASH FLOW OVERVIEW

Mr. Grey Lewis, Chief Financial Officer, presented an update on the September 2023 financial results and liquidity position, as it is critical that SWBNO maintain sufficient cash flow levels to continue operations, and meet bond covenant requirements. The September 2023 Water and Sewer cash levels (224 and 255 Days Cash on Hand, respectively) exceed the minimum and target thresholds based on month end cash and budgeted expenses and additionally Debt Service Coverage is within the budgeted forecast. October collections were \$23.5m after September totaled \$22.3m for the month with the FY23 Monthly average thru October being \$21.7m. Past Due Accounts receivables as of September 30, 2023 (aged > 60 days) were \$53.4m a decrease of 1% or \$0.4m from the prior month end.

September billed revenues (\$22.2m) were below budget (23.1m) by approx. \$900k while YTD revenues (\$209.5m) exceeds budgeted (\$208.2m) by \$1.3m. Drainage Tax revenues for the year (\$67.9m) are on budget and Other non operating revenues are higher in FY23 by approx. \$6m due to interest income from higher fixed interest rates on invested funds. September operating expenses (\$24.3m) were lower than budgeted for the month based on conservatively budgeted amounts and approximately the same as operating expenses a year ago (\$24.2m);

YTD operating expenses are \$248.3m which is less than conservatively budgeted \$310.9m thru September; management will continue to monitor.

The F&A committee also received an update on Customer Service Statistics -- Call Volumes, Customers Served and Customer payments were lower in September. Total bills issued were 133,236 with annual trend indicating additional consistency in total bills issued monthly with the alternative meter reading strategy. Open customer bill disputes decreased slightly at the end of September to 4,728 from 4,787 last month. Average days to close a customer investigation decreased to 121 days from 129 days last month with continued focus being placed on improving the processes. Consistent collections practices continue to be a primary focus with the collection ratio over last twelve months ended September 2023 (3.7% uncollected) dipping slightly relative to the last twelve months ended September 2022 (3.1% uncollected).

3. **ACTION ITEMS**

GENERAL SUPERINTENDENT'S REPORT

CONTRACT AWARDS/RENEWALS

- Resolution (R-147-2023) Contract. No. YW23-0067- Furnishing Meter Boxes and Meter Box Parts Between the Sewerage and Water Board of New Orleans and A.Y. McDonald Mfg., Co.
- Resolution (R-114-2023) Award of Contract 30255 – Carrollton Basin No. 14 Sewer Rehabilitation Between the Sewerage and Water Board of New Orleans and Fleming Construction Co., LLC
- Resolution (R-115-2023) Award of Contract 30256 – Carrollton Basin No. 15 Sewer Rehabilitation Between the Sewerage and Water Board of New Orleans and Hard Rock Construction, LLC
- Resolution (R-132-2023) Award of Contract YG23-001 – Furnishing and Delivering Gasoline and Diesel Fuel Between the Sewerage and Water Board of New Orleans and Lard Oil Company of Denham Springs
 - **Director Janet Howard moved to accept Contract Awards/Renewals.**
Director Joseph Peychaud seconded. The motion carried.

CONTRACT CHANGE ORDER BY RATIFICATION

- Resolution (R-108-2023) Ratification of Change Order No. 4 for Contract 1418 – Carrollton Water Plant Utility Rack Between the Sewerage and Water Board of New Orleans and M.R. Pittman Group, LLC

- **Director Carol Markowitz moved to accept Contract Change Order by Ratification. Director Joseph Psychaud seconded. The motion carried.**

CONTRACT CHANGE ORDER BY APPROVAL

- Resolution (R-119-2023) Approval of Change Order No. 2 for Contract 8168 – Repaving Open Cuts in Driveways and Sidewalks Resulting from the Repair of Underground Utilities Between the Sewerage and Water Board of New Orleans and CMG Pipelines
 - **Director Carol Markowitz moved to accept Contract Change Order by Approval. Director Janet Howard seconded. The motion carried.**

CONTRACT AMENDMENT

- Resolution (R-133-2023) Authorization of Amendment No. 11 to the Agreement for Design and Engineering Services for the Water Line Replacement Program Between the Sewerage and Water Board of New Orleans and Arcadis U.S. Inc
- Resolution (R-134-2023) Authorization of Amendment No. 10 to the Agreement for Design and Engineering Services for the Water Line Replacement Program Between the Sewerage and Water Board of New Orleans and Digital Engineering & Imaging, Inc.
 - **Director Joseph Psychaud moved to accept Contract Amendments. Director Carol Markowitz seconded. The motion carried.**

CONTRACT FINAL ACCEPTANCE

- Resolution (R-113-2023) Authorization of Final Acceptance and Close Out of Contract 2156 –TM005 Eden and Grape Transmission Main Project Between the Sewerage and Water Board of New Orleans and BLD Services, LLC
- Resolution (R-120-2023) Authorization of Final Acceptance and Close Out of Contract 2142 –Water Main Replacements and Extension at Scattered Locations throughout Orleans Parish Between the Sewerage and Water Board of New Orleans and Wallace C. Drennan, LLC
 - **Director Janet Howard moved to accept Final Acceptance as amended. Director Carol Markowitz seconded. The motion carried.**

4. INFORMATION ITEMS

The information items were received.

5. PUBLIC COMMENT

None.

6. **ADJOURNMENT**

There being no further business to come before the Finance and Administration Committee Meeting. The meeting adjourned at approximately 9:34 AM.

**RESOLUTION AUTHORIZING ADOPTION OF
INTERNAL AUDIT DEPARTMENT CHARTER**

WHEREAS, the Audit Committee of the Sewerage and Water Board of New Orleans requested that the Internal Audit Department create a departmental Charter to guide its mission and operations in accordance with national standards for public internal auditors; and

WHEREAS, the Audit Committee has reviewed, discussed, and revised the Internal Audit Department's proposed Charter; and

WHEREAS, the Audit Committee finds that the proposed Charter sets forth a framework for successfully performing the functions of a public Internal Audit Department and, accordingly, recommends adoption of the proposed Internal Audit Department Charter; and

**NOW THEREFORE BE IT RESOLVED BY THE SEWERAGE AND WATER BOARD
OF NEW ORLEANS:**

That the Internal Audit Department Charter be and hereby is adopted as presented at the September 20, 2023 meeting of the Audit Committee of the Sewerage and Water Board of New Orleans.

I, Ghassan Korban, Executive Director,
Sewerage and Water Board of New Orleans, do hereby
certify that the above and foregoing is a true and
correct copy of a Resolution adopted at the Regular
Monthly Meeting of said Board, duly called and held,
according to law, on November 17, 2023.

**GHASSAN KORBAN, EXECUTIVE DIRECTOR
SEWERAGE AND WATER BOARD OF NEW ORLEANS**

**RESOLUTION AUTHORIZING ADOPTION OF
AUDIT COMMITTEE CHARTER**

WHEREAS, the Audit Committee of the Sewerage and Water Board of New Orleans reviewed its existing Charter for necessary updates and compliance with the most recent internal audit legislative and regulatory guidelines; and

WHEREAS, the Audit Committee recommends adoption of the updated Charter as presented at the Committee's September 20, 2023 meeting; and

**NOW THEREFORE BE IT RESOLVED BY THE SEWERAGE AND WATER BOARD
OF NEW ORLEANS:**

That the Audit Committee Charter be and hereby is replaced with the updated Charter presented and approved at the September 20, 2023 meeting of the Audit Committee of the Sewerage and Water Board of New Orleans.

I, Ghassan Korban, Executive Director,
Sewerage and Water Board of New Orleans, do hereby
certify that the above and foregoing is a true and
correct copy of a Resolution adopted at the Regular
Monthly Meeting of said Board, duly called and held,
according to law, on November 17, 2023.

GHASSAN KORBAN, EXECUTIVE DIRECTOR
SEWERAGE AND WATER BOARD OF NEW ORLEANS

**RESOLUTION TO AMEND ARTICLE VI, SECTION 10 OF THE SEWERAGE AND
WATER BOARD OF NEW ORLEANS BY-LAWS RELATIVE TO THE PLUMBING
CONFERENCE COMMITTEE**

WHEREAS, Article VI (Committees), Section 10 (Plumbing Conference Committee) of the By-Laws of the Sewerage and Water Board of New Orleans, currently provides in pertinent part:

The Plumbing Conference Committee is established by the Plumbing Code of the City of New Orleans. Matters relating to the Plumbing Code shall be brought before the Plumbing Conference Committee for consideration. This Committee consists of: the General Superintendent, the Supervisor of SWBNO Plumbing Department; and seven (7) members, appointed by the President of the Board as follows:

four (4) members of the Sewerage and Water Board appointed by the President; one (1) licensed master plumber, one (1) licensed journeyman plumber, and one (1) member of any allied plumbing or engineering trade or profession.

Except for the first two above, all shall be appointed to two (2) year terms by the President of the Board. Five members constitute a quorum.

The Plumbing Conference Committee shall meet at a minimum of biannually and as needed.

WHEREAS, a reconstitution of the membership of the Plumbing Conference Committee is needed to reflect the Board's recent organizational changes, namely, the SWBNO Plumbing Department has been moved from the GSO to the Chief of Customer Service; and

WHEREAS, additionally, the existing Plumbing Conference Committee is comprised of persons from the plumbing profession to resolve appeals from plumbers, granting variance, etc., and, there has not been a need to convene the Committee for these types of matters for quite some time; and

WHEREAS, current issues coming before the Plumbing Conference Committee are environmental compliance issues and the proposed persons/positions (Chief of Environmental Affairs, Chief of Engineering, the Chief of Plumbing, and the Chief of Customer Service), have a better understanding of environmental regulations that SWBNO and its customers must meet.

NOW THEREFORE, BE IT RESOLVED, that the Sewerage and Water Board of New Orleans hereby amends Article VI, Section 10 to read as follows:

The Plumbing Conference Committee shall be responsible for the application and interpretation of the Rules of the Sewerage and Water Board of New Orleans Governing Use of Sewerage, Water, and Drainage Systems and Plumbing (the "Plumbing Code"). Matters relating to the Plumbing Code shall be brought before the Plumbing Conference Committee for consideration. All amendments to the Plumbing Code shall be considered by the Plumbing Conference Committee and forwarded to the Sewerage and Water Board for adoption. This Committee consists of: the General Superintendent, Chief of Environmental Affairs, Chief of Engineering, the Chief of Plumbing, and the Chief of Customer Service and four (4) members of the Sewerage and Water Board appointed by the President.

Except for the first five above, all shall be appointed to two (2) year terms by the President of the Board. Five members constitute a quorum.

The Plumbing Conference Committee shall meet at a minimum of biannually and as needed.

BE IT FURTHER RESOLVED that the Sewerage and Water Board of New Orleans hereby amends Article VI, Section 1 to read as follows:

There shall be six (6) standing committees, named as follows: Audit Committee, Finance and Administration Committee, the Operations Committee, Governance Committee, Strategy Planning Committee and the Plumbing Conference Committee.

....

A Plumbing Conference Committee is established in accordance with these By-Laws.

BE IT FURTHER RESOLVED that the Sewerage and Water Board of New Orleans hereby amends Article VI, Section 2 to read as follows:

Each committee, except for the Plumbing Conference Committee, shall consist of Five (5) members of the Board, to be appointed by the President. Three (3) members Of any standing committee shall constitute a quorum.

I, Ghassan Korban, Executive Director,
Sewerage and Water Board of New Orleans, do hereby
certify that the above and foregoing is a true and
correct copy of a resolution adopted at the Regular
Monthly Meeting of said Board, duly called and held,
according to law, on November 17, 2023.

GHASSAN KORBAN, EXECUTIVE DIRECTOR
SEWERAGE AND WATER BOARD OF NEW ORLEANS

**GENERAL SUPERINTENDENT RECOMMENDATIONS
FOR THE NOVEMBER 8, 2023
FINANCE AND ADMINISTRATION COMMITTEE MEETING**

A listing of the bids, change orders, amendments and final acceptances received during the months of October 2023 is included in the following report. A summary is attached for your review.

CONTRACT AWARDS/RENEWALS (4)

- Page 3 R-147-2023 Award of Contract YW23-0067 – Furnishing Meter Boxes and Meter Box Parts Between the Sewerage and Water Board of New Orleans and A.Y. McDonald Mfg. Co.
- Page 4 R-114-2023 Award of Contract 30255 – Carrollton Basin No. 14 Sewer Rehabilitation Between the Sewerage and Water Board of New Orleans and Fleming Construction Co., LLC
- Page 7 R-115-2023 Award of Contract 30256 – Carrollton Basin No. 15 Sewer Rehabilitation Between the Sewerage and Water Board of New Orleans and Hard Rock Construction, LLC
- Page 10 R-132-2023 Award of Contract YG23-001 – Furnishing and Delivering Gasoline and Diesel Fuel Between the Sewerage and Water Board of New Orleans and Lard Oil Company of Denham Springs

CONTRACT CHANGE ORDER BY RATIFICATION (1)

- Page 13 R-108-2023 Ratification of Change Order No. 4 for Contract 1418 – Carrollton Water Plant Utility Rack Between the Sewerage and Water Board of New Orleans and M.R. Pittman Group, LLC

CONTRACT CHANGE ORDER BY APPROVAL (1)

- Page 18 R-119-2023 Approval of Change Order No. 2 for Contract 8168 – Repaving Open Cuts in Driveways and Sidewalks Resulting from the Repair of Underground Utilities Between the Sewerage and Water Board of New Orleans and CMG Pipelines

CONTRACT AMENDMENTS (2)

- Page 22 R-133-2023 Authorization of Amendment No. 11 to the Agreement for Design and Engineering Services for the Water Line Replacement Program Between the Sewerage and Water Board of New Orleans and Arcadis U.S. Inc

Page 26 R-134-2023 Authorization of Amendment No. 10 to the Agreement for Design and Engineering Services for the Water Line Replacement Program Between the Sewerage and Water Board of New Orleans and Digital Engineering & Imaging, Inc

FINAL ACCEPTANCES (2)

Page 30 R-113-2023 Authorization of Final Acceptance and Close Out of Contract 2156 – TM005 Eden and Grape Transmission Main Project Between the Sewerage and Water Board of New Orleans and BLD Services, LLC

Page 33 R-120-2023 Authorization of Final Acceptance and Close Out of Contract 2142 – Water Main Replacements and Extension at Scattered Locations Throughout Orleans Parish Between the Sewerage and Water Board of New Orleans and Wallace C. Drennan, LLC

CONTRACT YG23-0067 – Furnishing Meter Boxes and Meter Box Parts

WHEREAS, the Sewerage and Water Board of New Orleans (“Board”) advertised to the public a request for an invitation to bid Contract #YG23-0067 – Furnishing Meter Boxes and Meter Box Parts; and

WHEREAS, the public notice listed the submission for bids as August 21, 2023; and

WHEREAS, two (2) bids were received on August 21, 2023, for the above-referenced contract; and

WHEREAS, on August 21, 2023, the following bids were opened:

1. A.Y. McDonald Mfg Co.	\$1,207,626.00
2. Coburns Supply	\$1,419,804.50

WHEREAS, the lowest responsive and responsible bid was determined to be from A.Y. McDonald Mfg Co. with a total base bid of \$1,207,626.00, and is recommended for award;

NOW, THEREFORE BE IT RESOLVED, that the bid from A.Y. McDonald Mfg Co. in the amount of \$1,207,626.00 is hereby accepted for Contract #YG23-0067 – Furnishing Meter Boxes and Meter Box Parts and is hereby awarded to A.Y. McDonald Mfg Co. as the responsible and responsive low bidder.

I, Ghassan Korban, Executive Director,
Sewerage and Water Board of New Orleans,
do hereby certify that the above and foregoing
is a true and correct copy of a resolution adopted
at the Regular Meeting of said Board,
duly called and held, according to law, on
November 17, 2023.

Ghassan Korban,
EXECUTIVE DIRECTOR
SEWERAGE AND WATER BOARD OF NEW ORLEANS

CONTRACT 30255 – CARROLLTON BASIN No. 14 SEWER REHABILITATION

WHEREAS, the Sewerage and Water Board of New Orleans (“Board”) advertised to the public a request for an invitation to bid Contract #30255 – Carrollton Basin No. 14 Sewer Rehabilitation; and

WHEREAS, four (4) bids were received on October 12, 2023, for the above-referenced contract; and

WHEREAS, on October 12, 2023, the following bids were opened:

- | | |
|---------------------------------|-----------------|
| 1. Fleming Construction Co, LLC | \$ 9,891,203.00 |
| 2. Wallace C Drennan, INC | \$11,887,136.00 |
| 3. Beverly Construction Co, LLC | \$11,662,891.00 |
| 4. Hard Rock Construction, LLC | \$10,821,167.00 |

WHEREAS, the lowest responsive and responsible bid was determined to be from Fleming Construction Co, LLC, Inc with a total base bid of \$9,891,203.00, and is recommended for the award;

NOW, THEREFORE BE IT RESOLVED, that the bid from Fleming Construction Co, LLC in the amount of \$9,891,203.00 is hereby accepted for Contract #30255 – Carrollton Basin No. 14 Sewer Rehabilitation and is hereby awarded to Fleming Construction Co, LLC as the responsible and responsive low bidder.

I, Ghassan Korban, Executive Director,
Sewerage and Water Board of New Orleans,
do hereby certify that the above and foregoing
is a true and correct copy of a resolution adopted
at the Regular Meeting of said Board,
duly called and held, according to law, on
November 17, 2023.

Ghassan Korban,
EXECUTIVE DIRECTOR
SEWERAGE AND WATER BOARD OF NEW ORLEANS

**Sewerage and Water Board of New Orleans
BOARD OF DIRECTORS CONTRACTOR FACT SHEET**



ACTION REQUESTED

CONTRACT AWARD

30255 - Carrollton Basin No. 14 Sewer Rehabilitation

Approval to execute a contract between the Sewerage and Water Board and Fleming Construction Co. in the amount of \$9,891,203.00

CONTRACTOR/SUB/VENDOR INFORMATION

		DBE PARTICIPATION	
PRIME	SUBS	TARGET	
<i>Fleming Construction Co.</i>	<i>DC Trucking and Equipment Service</i>	15.11%	
	<i>Industry Junction, Inc.</i>	4.02%	
	<i>F.P. Richard Construction, LLC</i>	4.72%	
	<i>Advantage Manhole and Concrete Services, Inc.</i>	0.75%	
	<i>Blue Flash Sewer Service, Inc.</i>	0.85%	
	<i>The Three C's Properties, Inc.</i>	10.72%	
Total		36.17%	

DESCRIPTION AND PURPOSE

Original Contract Value	\$9,891,203.00
Has a NTP been Issued	No
Total Contract Value	\$9,891,203.00
Proposed Contract Completion Date	

Purpose and Scope of the Contract:

Contract 30255, as a part of the Carrollton Consent Decree from the EPA, consists of the rehabilitation of existing main line sanitary sewers via mainline cleaning and CCTV inspections, excavated point repairs, full length main line replacements, house connection service lateral replacements, full-length Cured-in-Place Pipe (CIPP) lining, service lateral Cured-in-Place Pipe (CIPP) lining and manhole rehabilitation. Work also includes associated interim and final pavement restoration.

Spending to Date:

Cumulative Contract Amount (as of 10/1/2023)	\$9,891,203.00
Cumulative Contract Spending (as of 10/1/2023)	\$0.00

Contractor's Past Performance:

Initial award.

PROCUREMENT INFORMATION

Contract Type	Base Bid	Award Based On	Lowest Competitive Bid
Commodity	Public Works Construction	Contract Number	30255
Contractor Market	Public Bid		
Compliance with Procurement Laws?	Yes <input checked="" type="checkbox"/> No <input type="checkbox"/>	CMRC Date (if nec.):	

BUDGET INFORMATION

Funding	317-08	Department	Networks Engineering
System	Sewer	Project Manager	Kevin Braxton
Job Number		Purchase Order #	TBD

ESTIMATED FUND SOURCE

User	Share%	Dollar Amount	Reimbursable?
Sewer System		\$ 9,891,203.00	Yes
Water System			
Drainage System			
TOTAL		\$ 9,891,203.00	

I certify that this contract action complies with all Sewerage and Water Board procurement policies and guidance, ethics rules and meets necessary regulatory requirements, including compliance with financing sources.

Kevin Braxton
Principal Engineer
Network Engineering

CONTRACT 30256 – CARROLLTON BASIN No. 15 SEWER REHABILITATION

WHEREAS, the Sewerage and Water Board of New Orleans advertised, according to public bid law, a Request for Bids for Contract 30256 – Carrollton Basin No. 15 Sewer Rehabilitation: and

WHEREAS, on October 25, 2023, the following bids were opened;

- | | |
|---------------------------------|-----------------|
| 1. BLD Services, LLC | \$ 7,473,568.00 |
| 2. Wallace C Drennan, INC | \$ 8,478,433.00 |
| 3. Beverly Construction Co, LLC | \$ 6,921,327.00 |
| 4. Hard Rock Construction, LLC | \$ 6,202,239.54 |

WHEREAS, the lowest responsive and responsible bid was determined to be from Hard Rock Construction, LLC with a total base bid of \$6,202,239.54, and is recommended for the award;

NOW, THEREFORE BE IT RESOLVED, that the bid from Hard Rock Construction, LLC in the amount of \$6,202,239.54 is hereby accepted for Contract #30256 – Carrollton Basin No. 15 Sewer Rehabilitation and is hereby awarded to Hard Rock Construction, LLC as the responsible and responsive low bidder.

I, Ghassan Korban, Executive Director,
Sewerage and Water Board of New Orleans,
do hereby certify that the above and foregoing
is a true and correct copy of a resolution adopted
at the Regular Meeting of said Board,
duly called and held, according to law, on
November 17, 2023.

Ghassan Korban,
EXECUTIVE DIRECTOR
SEWERAGE AND WATER BOARD OF NEW ORLEANS

**Sewerage and Water Board of New Orleans
BOARD OF DIRECTORS CONTRACTOR FACT SHEET**



ACTION REQUESTED

CONTRACT AWARD

30256 - Carrollton Basin No. 15 Sewer Rehabilitation

Approval to execute a contract between the Sewerage and Water Board and Hard Rock Construction, LLC in the amount of \$6,202,239.54

CONTRACTOR/SUB/VENDOR INFORMATION

		DBE PARTICIPATION	
PRIME	SUBS	TARGET	
<i>Hard Rock Construction, LLC</i>	<i>Mitchell Contracting, Inc.</i>	16.38%	
	<i>EFT Diversified, Inc</i>	15.97%	
	<i>B.E.F. Construction, LLC</i>	1.75%	
	<i>Blue Flash Sewer Service, Inc.</i>	1.91%	
Total		36.01%	

DESCRIPTION AND PURPOSE

Original Contract Value	\$6,202,239.54
Has a NTP been Issued	No
Total Contract Value	\$6,202,239.54
Proposed Contract Completion Date	

Purpose and Scope of the Contract:

Contract 30256, as a part of the Carrollton Consent Decree from the EPA, consists of the rehabilitation of existing main line sanitary sewers via mainline cleaning and CCTV inspections, excavated point repairs, full length main line replacements, house connection service lateral replacements, full-length Cured-in-Place Pipe (CIPP) lining, service lateral Cured-in-Place Pipe (CIPP) lining and manhole rehabilitation. Work also includes associated interim and final pavement restoration.

Spending to Date:

Cumulative Contract Amount (as of 12/21/2022)	\$6,202,239.54
Cumulative Contract Spending (as of 12/21/2022)	\$0.00

Contractor's Past Performance:

Initial award.

PROCUREMENT INFORMATION

Contract Type	Base Bid	Award Based On	Lowest Competitive Bid
Commodity	Public Works Construction	Contract Number	30256
Contractor Market	Public Bid		
Compliance with Procurement Laws?	Yes <input checked="" type="checkbox"/> No <input type="checkbox"/>	CMRC Date (if nec.):	

BUDGET INFORMATION

Funding	317-08	Department	Network Engineering
System	Sewer	Project Manager	Kevin Braxton
Job Number		Purchase Order #	TBD

ESTIMATED FUND SOURCE

User	Share%	Dollar Amount	Reimbursable?
Sewer System		\$ 6,202,239.54	WIFIA
Water System			
Drainage System			
TOTAL		\$ 6,202,239.54	

I certify that this contract action complies with all Sewerage and Water Board procurement policies and guidance, ethics rules and meets necessary regulatory requirements, including compliance with financing sources.

Kevin Braxton, P.E.
Network Engineering

CONTRACT YG23-001 – Furnishing and Delivering Gasoline and Diesel Fuel

WHEREAS, the Sewerage and Water Board of New Orleans (“Board”) advertised to the public a request for an invitation to bid Contract #YG23-001 – Furnishing and Delivering Gasoline and Diesel Fuel; and

WHEREAS, the public notice listed the submission for bids as August 17, 2023; and

WHEREAS, two (2) bids were received on August 17, 2023, for the above-referenced contract; and

WHEREAS, on August 17, 2023, the following bids were opened:

- | | |
|-------------------------------|----------------|
| 1. Lard Oil Company of Denham | \$1,720,888.05 |
| Springs | \$1,760,057.00 |
| 2. Siarc, LLC Oil and Fuel | |

WHEREAS, the lowest responsive and responsible bid was determined to be from Lard Oil Company of Denham Springs with a total base bid of \$1,720,888.05, and is recommended for award;

NOW, THEREFORE BE IT RESOLVED, that the bid from Lard Oil Company of Denham Springs in the amount of \$1,720,888.05 is hereby accepted for Contract #YG23-001 – Furnishing and Delivering Gasoline and Diesel Fuel and is hereby awarded to Lard Oil Company of Denham Springs as the responsible and responsive low bidder.

I, Ghassan Korban, Executive Director,
Sewerage and Water Board of New Orleans,
do hereby certify that the above and foregoing
is a true and correct copy of a resolution adopted
at the Regular Meeting of said Board,
duly called and held, according to law, on
November 17, 2023.

Ghassan Korban,
EXECUTIVE DIRECTOR
SEWERAGE AND WATER BOARD OF NEW ORLEANS

**Sewerage and Water Board of New Orleans
BOARD OF DIRECTORS CONTRACTOR FACT SHEET**



ACTION REQUESTED

CONTRACT AWARD

YG23-001 - Furnishing Gasoline and Diesel Fuel Services

Approval to execute a contract between the Sewerage and Water Board and Lard Oil Company of Denham Springs in the amount of \$1,720,888.05

CONTRACTOR/SUB/VENDOR INFORMATION

		DBE PARTICIPATION	
PRIME	SUBS	TARGET	
<i>Lard Oil Company of Denham Springs</i>	N/A	0.00%	
Total		0.00%	

DESCRIPTION AND PURPOSE

Original Contract Value	\$1,720,888.05
<i>Has a NTP been Issued</i>	No
Total Contract Value	\$1,720,888.05
Proposed Contract Completion Date	1/1/2026

Purpose and Scope of the Contract:

Contract YG23-001 provides the S&WB with two years of gasoline and fuel services for it's entire fleet and generators as needed. This contract also spells out guidelines for emergency services in support of situations due to inclement weather events. This contract also provides for services related to fuel tracking. Initial two(2) year contract with two-one(1) year renewal options.

Spending to Date:

Cumulative Contract Amount (as of 1/1/2024)	\$1,720,888.05
Cumulative Contract Spending (as of 1/1/2024)	\$0.00

Contractor's Past Performance:

Lard Oil has held the current contract and has performed satisfactorily in all areas.

PROCUREMENT INFORMATION

Contract Type	Base Bid	Award Based On	Lowest Competitive Bid
Commodity	Public Works Construction	Contract Number	YG23-001
Contractor Market	Public Bid		
Compliance with Procurement Laws?	Yes <input checked="" type="checkbox"/> No <input type="checkbox"/>	CMRC Date (if nec.) :	

BUDGET INFORMATION

Funding	Department Fund 0840-4450	Department	Support Services
System	O&M	Project Manager	David Cappel
Job Number	N/A	Purchase Order #	TBD

ESTIMATED FUND SOURCE

User	Share%	Dollar Amount	Reimbursable?
Sewer System			
Water System			
Drainage System			
TOTAL		\$ -	

I certify that this contract action complies with all Sewerage and Water Board procurement policies and guidance, ethics rules and meets necessary regulatory requirements, including compliance with financing sources.

David Cappel, P.E.
Director of Support Services
Support Services

**RATIFICATION OF CHANGE ORDER NO. 4 FOR CONTRACT 1418 –
CARROLLTON WATER PLANT UTILITY RACK**

WHEREAS, on January 3, 2023, the Sewerage and Water Board (Board) entered into Contract 1418 with M.R. Pittman Group, LLC (MRPG) in the amount of \$32,215,000.00 for the construction of The Utility Rack at the Carrollton Water Plant; and

WHEREAS, the Executive Director, by Executive Director's Approval of Change Order ED-008-2023, approving two Field Change Orders (FCO). FCO-001 and FCO-002 authorized the purchase of The Construction Management Office (CMO) office space and modifications to the mudline line stop, respectively, with Change Order 1 in the amount of \$361,839.03 on April 20, 2023; and

WHEREAS, The Board, by R-084-2023, approved Change Order 2 on July 17, 2023, increasing the contract by \$148,962.91. Change Order 2 included FCO-003, the cutting and splicing of piles to reduce the pick weights and fall radius of the piles as they were being set by the crane; and

WHEREAS, The Board, by R-102-2023, approved Change Order 3 on September 20, 2023, decreasing the contract by \$523,135.87. Change Order 3 included two FCOs. FCO-004 accounted for the clearing of underground interferences MRPG encountered while in Segment C. FCO-005 accounted for the instruction to MRPG to provide a value for the state and local taxes that were yet to be paid as SWBNO issued Louisiana Department of Revenue Form R-1020, designating MRPG as its agent for the purpose of making sales tax exempt from purchases; and

WHEREAS, This Change Order 4 includes three FCOs. FCO-006 is a change to the East Transition Structure to address discrepancy between design pile cut-off elevation and the actual ground elevations at the pile locations. FCO-007 is a partial credit back to SWB for FCO-003, based on a revised proposal from MRPG that accounts for cost savings to MRPG. FCO-008 is for modifications to Table Tops 31 and 32, due to conflicts encountered during the potholing process, leading to modifications in the locations of piles #44, #46, and #50. This Change Order increases the Contract Amount by \$115,579.37 for a revised Contract Amount of \$32,318,245.44, bringing the total Change Order amount to \$103,245.44, or 0.32% of the Original Contract Amount.

NOW THEREFORE BE IT RESOLVED, Change Order 4 for Contract 1418 is hereby ratified by the Sewerage and Water Board of New Orleans increasing the Contract Amount by \$115,579.37, bringing the Contract total to \$32,318,245.44.

I, Ghassan Korban, Executive Director,
Sewerage and Water Board of New Orleans,
do hereby certify that the above and foregoing
is a true and correct copy of a resolution adopted
at the Regular Meeting of said Board,
duly called and held, according to law, on
November 17, 2023

Ghassan Korban
EXECUTIVE DIRECTOR
SEWERAGE AND WATER BOARD OF NEW ORLEANS

**Sewerage and Water Board of New Orleans
BOARD OF DIRECTORS CONTRACTOR FACT SHEET**



ACTION REQUESTED

**CONTRACT CHANGE ORDER
CONTRACT NUMBER 1418 - Utility Rack**

Approval to modify contract 1418, between the Sewerage and Water Board and M.R. Pittman Group, LLC, in the amount of
\$115,579.37

CONTRACTOR/SUB/VENDOR INFORMATION

		DBE PARTICIPATION	
PRIME	SUBS	TARGET	ACTUAL
<i>M.R. Pittman Group, LLC</i>	<i>SSE Steel Fabrication</i>	20.00%	20.13%
	<i>The Beta Group</i>	0.10%	0.01%
	<i>Bayou Concrete</i>	0.10%	0.01%
Total		20.20%	20.15%

DESCRIPTION AND PURPOSE

Original Contract Value	\$32,215,000.00
Previous Change Orders	(\$12,333.93)
% Change of Contract To Date	0.0%
Value of Requested Change	\$115,579.37
% For This Change Order	0.4%
Has a NTP been Issued	Yes
Total Revised Contract Value	\$32,318,245.44
% Total Change of Contract	0.3%
Original Contract Completion Date	1/3/2024
Previously Approved Extensions (Days)	0
Time Extension Requested (Days)	0
Proposed Contract Completion Date	1/3/2024

Purpose and Scope of the Contract:

Brief description of original contract scope.

The SOW for Contract CP-1418 Utility Rack includes supply, fabrication, and installation of approximately 1,700 linear feet of galvanized structural steel utility rack, including forty-nine electrical conduits and one 8-inch natural gas pipeline which will connect the new power generating equipment at the WPC within the C7 basin to the existing power infrastructure located on the east side of the SWBNO property at Central Control and Turbine 6.

Reason for Change:

Error/Omission <input checked="" type="checkbox"/>	Differing Site Condition <input type="checkbox"/>	Regulatory Requirement <input type="checkbox"/>
Design Change <input type="checkbox"/>	Other <input checked="" type="checkbox"/>	

***FCO-006 - East Transition Structure Changes - \$6,939.79:** The change is required to address the discrepancy between the design pile cut-off elevation and the actual ground elevations at the pile locations. To prevent the piles from being below the existing grade, the Contractor was instructed to make adjustments to the East Transition Structure. These adjustments ensure that the piles are at the*

correct elevation, aligning with the project's structural requirements, while maintaining the existing grade. No changes are needed for other steel elevations, and this modification helps ensure the structural integrity of the East Transition Structure.

FCO-007 - Credit for FCO-003 - \$(48,442.42): This FCO is an adjustment to the previously approved FCO-003, which pertained to WCD-004 "Cutting and Splicing Pipe Piles in East Pull Box and Segment B" in the amount of \$148,962.91. The credit adjustment is based on the Contractor's revised proposal for this work in the amount of \$100,520.50 which accounts for the cost savings associated with the revised equipment, labor, and materials. The work previously performed under WCD-004 was to mitigate and reduce risk to SWBNO critical infrastructure and personnel associated with installation of full length pipe piles.

FCO-008 - Table Top 31 & 32 Revisions - \$157,082.00: This FCO is issued to officially document and formalize modifications to the project scope resulting from conflicts encountered during the potholing process, leading to modifications in the locations of piles #44, #46, and #50. In response to the revised pile locations, revisions were made to tabletops #31 and #32. The above-mentioned FCO results in an increased cost to the original contract amount due to the additional work required (highlighted in WCD-008 Tabletop Revisions) for the modification of tabletops #31 & #32.

Spending to Date:

Cumulative Contract Amount (as of 9/30/2023)	\$32,202,666.07
Cumulative Contract Spending (as of 9/31/2023)	\$22,911,326.83

Contractor's Past Performance:

PROCUREMENT INFORMATION

Contract Type	Base Bid	Award Based On	Lowest Competitive Bid
Commodity	Public Works Construction	Contract Number	1418
Contractor Market	Public Bid with DBE participation		
Compliance with Procurement Laws?	Yes <input checked="" type="checkbox"/> No <input type="checkbox"/>	CMRC Date (if nec.) :	9/21/2023

BUDGET INFORMATION

Funding	676-16	Department	Civil Engineering, 7500
System	Drainage	Project Manager	Jamie Rowe, PE
Job Number	01418XXX	Purchase Order #	PG20226000113

ESTIMATED FUND SOURCE

User	Share%	Dollar Amount	Reimbursable?
Sewer System	100%		Fair Share
Water System			
Drainage System		\$115,579.37	
TOTAL		\$115,579.37	

I certify that this contract action complies with all Sewerage and Water Board procurement policies and guidance, ethics rules and meets necessary regulatory requirements, including compliance with financing sources.

Jamie Rowe, PE
Civil Engineering

CHANGE ORDER NO. 2 - CONTRACT 8168 – REPAVING OPEN CUTS IN STREETS, DRIVEWAYS, AND SIDEWALKS RESULTING FROM THE SEWERAGE AND WATER BOARD OF NEW ORLEANS UNDERGROUND UTILITY REPAIRS

WHEREAS, the Sewerage and Water Board of New Orleans (“Board”) entered into Contract No. 8168 on November 9, 2022, by Resolution R-110-2022 with CMG Pipelines, Inc. (“Contractor”) in the amount of \$1,596,000.00; and

WHEREAS, the base contract was for one year plus two one-year renewal periods approved at the discretion of the “Board”; and

WHEREAS, the “Board” approved the first renewal of Contract 8168 on March 15, 2023 by Resolution R-030-2023 with CMG Pipelines, Inc. in the amount of \$1,596,000.00 and extended the contract completion date to November 9, 2024; and

WHEREAS, the “Board” approved the first change order of Contract 8168 on June 21, 2023 by Resolution R-072-2023 with CMG Pipelines, Inc. in the amount of \$3,000,000.00; and

WHEREAS, the number of unpaved service cuts have exceeded the capacity of the contract and they have a negative impact on the quality of life for the New Orleans residents; and

WHEREAS, the “Board” staff requested the contractor to significantly increase its efforts to reduce the number of outstanding paving service cuts across the metropolitan area; and

WHEREAS, the contractor’s quantity of completed service cuts has resulted in the early completion of the base contract and a significant reduction of outstanding paving service cuts since the beginning of 2023; and

WHEREAS, the “Contractor” desires to continue its continuity of services for Contract 8168 – Repaving Open Cuts in Streets, Driveways, and Sidewalks Resulting from the Sewerage and Water Board of New Orleans Underground Utility Repairs; and

WHEREAS, the DBE participation for this project is 36% and the participation through September 2023 is 45.00%; and

WHEREAS, this Change Order No. 2 in the amount of \$3,200,000.00 brings the total contract amount to \$9,392,000.00 and additional O&M Funds will be allocated to this project as part of the 2023 and 2024 Operations and Maintenance Budget under ORGN code 6621 and ORGN code 6620;

NOW, THEREFORE, BE IT RESOLVED, the approval of Change Order No. 2 for Contract 8168 - Repaving Open Cuts in Streets, Driveways, and Sidewalks Resulting from the Sewerage and Water Board Underground Utility Repairs in the amount of \$3,200,000.00 is hereby approved for a revised total contract amount of \$9,392,000.00.

I, Ghassan Korban, Executive Director, Sewerage and Water Board of New Orleans, do hereby certify that the above and foregoing is a true and correct copy of a resolution adopted at the Regular Meeting of the said Board, duly called and held, according to law, on November 17, 2023.

Ghassan Korban,
Executive Director
SEWERAGE AND WATERBOARD OF NEW ORLEANS

**Sewerage and Water Board of New Orleans
BOARD OF DIRECTORS CONTRACTOR FACT SHEET**



ACTION REQUESTED

CHANGE ORDER NO. 2 FOR CONTRACT 8168

CONTRACT 8168 – REPAVING OPEN CUTS IN STREETS, DRIVEWAYS, AND SIDEWALKS RESULTING FROM THE REPAIR TO THE SEWERAGE AND WATER BOARD OF NEW ORLEANS UNDERGROUND UTILITIES.

Approval of Change Order No. 2 for Contract 8168, between the Sewerage and Water Board and CMG Pipelines, Inc. in the amount of \$3,200,000.00.

CONTRACTOR/SUB/VENDOR INFORMATION

DBE PARTICIPATION GOAL: 36%			
PRIME	SUBS	TARGET	ACTUAL (as of 9/30/23)
CMG Pipelines, Inc.	C&M Construction Group, LLC	39.95%	45.00%
Total		39.95%	45.00%

DESCRIPTION AND PURPOSE

Original Contract Value	\$1,596,000.00
First Renewal Value (March 2023)	\$1,596,000.00
Previous Change Orders	\$3,000,000.00
% Change of Contract To Date	188.0%
Value of Requested Change	\$3,200,000.00
% For This Change Order	200.5%
Has a NTP been Issued	Yes
Total Revised Contract Value	\$9,392,000.00
% Total Change of Contract	488.5%
Original Contract Completion Date	11/17/2023
Previously Approved Extensions (Days)	365
Time Extension Requested (Days)	0
Proposed Contract Completion Date	11/16/2024

Purpose and Scope of the Contract:

Repaving open cuts in streets, driveways, and sidewalks resulting from the repair to the Sewerage and Water Board of New Orleans Underground Utilities.

Reason for Change:

Error/Omission <input type="checkbox"/>	Differing Site Condition <input type="checkbox"/>	Regulatory Requirement <input type="checkbox"/>
Design Change <input type="checkbox"/>	Other <u>Renewal</u> <input checked="" type="checkbox"/>	

The reason for this change order is to add funds to contract 8168, due to unanticipated additional funding, which have been provided to address outstanding paving service cuts across the City of New Orleans.

Spending to Date:

Cumulative Contract Amount (as of 10/24/2023)	\$6,192,000.00
Cumulative Contract Expenditures (as of 9/30/2023)	\$5,059,670.89

Contractor's Past Performance:

The contractor's performance has been satisfactory to date.

PROCUREMENT INFORMATION

Contract Type	Fixed Unit Rate	Award Based On	Lowest Competitive Bid
Commodity	Construction Services	Contract Number	8168
Contractor Market	Open Market with DBE participation		
Compliance with Procurement Laws?	Yes <input checked="" type="checkbox"/> No <input type="checkbox"/>	CMRC Date (if nec.) :	

BUDGET INFORMATION

Funding	O&M 6620/4409 and O&M 6621/4407	Department	Networks
System	Sewer & Water	Project Manager	Britton Husby
Job Number	8168	Purchase Order #	6000032 PG2023

ESTIMATED FUND SOURCE

User	Share%	Dollar Amount	Reimbursable?
Sewer System	62.66	\$5,885,027.20	
Water System	37.34	\$3,506,972.80	
Drainage System			
TOTAL		\$ 9,392,000.00	

I certify that this contract action complies with all Sewerage and Water Board procurement policies and guidance, ethics rules and meets necessary regulatory requirements, including compliance with financing sources.

Ashraf Abdelbaqi, P.E
Interim Chief of Networks

AUTHORIZATION OF AMENDMENT NO. 11 TO THE AGREEMENT BETWEEN THE SEWERAGE AND WATER BOARD OF NEW ORLEANS AND ARCADIS U.S. INC. FOR DESIGN AND ENGINEERING SERVICES FOR THE WATER LINE REPLACEMENT PROGRAM

WHEREAS, by Resolution R-043-2012 approved March 21, 2012, **THE SEWERAGE AND WATER BOARD OF NEW ORLEANS** (“Board”) authorized execution of a contract with **ARCADIS U.S. INC** (Consultant) to provide engineering and design services for the Water Line Replacement Program (WLRP) for the Irish Channel, East Riverside, and Touro neighborhoods, and pursuant to Resolution R-043-2012 the Board and Contractor entered into an agreement on October 17, 2012; and,

WHEREAS the fee under the original agreement was not to exceed 18% of the construction cost and the Consultant provided a DBE participation summary; and

WHEREAS, by Resolution R-045-2013 approved March 20, 2013, the Board authorized amending the Agreement to assign the neighborhoods of Seventh Ward, Treme-Lafitte and Tulane-Gravier and compensation of surveying work and by Resolution R-160-2014 approved August 20, 2014, the Board authorized amending the Agreement to include Program/Project Management Services,

WHEREAS, pursuant to Resolution R-045-2013 and R-160-2014 the Board and Contractor executed Amendment No. 1 on November 20, 2014; and,

WHEREAS, under Amendment No. 1 the fees Program/Project Management Services, are not to exceed 10% construction cost; and

WHEREAS, by Resolution R-074-2019 approved August 21, 2019, the Board authorized amending the Agreement for engineering and design services for the additional water lines in the Seventh Ward and Treme-Lafitte neighborhoods for a not to exceed fee of \$196,744.91 and for a total fee not to exceed \$973,480.49 and to establish a contract expiration date of December 30, 2022; and,

WHEREAS, by Resolution R-057-2020 approved May 20, 2020, the Board authorized amending the Agreement for engineering construction services for RR186 Viavant-Lake Catherine Group C and RR035 East Riverside, Garden District, Irish Channel, St Thomas Group A not to exceed fee of \$265,287.75 and for a total fee not to exceed \$1,238,768.24 and set the end date at June 30, 2023; and,

WHEREAS, by Resolution R-093-2020 approved August 19, 2020, the Board authorized amending the Agreement for engineering construction services for RR004 Bayou St. John, Fairgrounds, Seventh Ward Group B, RR068 Iberville, Tulane-Gravier, LGD, CBD Group A, and RR183 Treme Lafitte Group B not to exceed fee of \$375,789.13 and for a total fee not to exceed \$1,614,557.37; and,

WHEREAS, by Resolution R-152-2020 approved December 21, 2020, the Board authorized amending the Agreement for engineering construction services for RR036 East Riverside, Garden District, Irish Channel, St Thomas Group B not to exceed fee of \$45,978.72 and for a total fee not to exceed \$1,660,536.09; and,

WHEREAS, by Resolution R-036-2021 approved December 21, 2020, the Board authorized amending the Agreement for engineering construction services for these projects originally assigned to neighborhoods in Atkins North America, Inc. WLRP agreement: RR136 Plum Orchard Group C not to exceed \$73,044.12 and RR137 Plum Orchard Group D not to exceed \$57,206.81, will negotiate construction administration and inspection NTE \$58,000.00, for a total amendment not to exceed \$188,250.93 and the State has requested additional State and Federal clauses be amended into the contract; and

WHEREAS, by Resolution R-068-2021 approved July 14, 2021, the Board authorized amending the Agreement for engineering construction services for these projects RR035 East Riverside, Garden District, Irish Channel, St Thomas Group A not to exceed \$92,955.64 and RR186 Viavant Lake Catherine Group C not to exceed \$132,287.82 with total amendment not to exceed \$225,243.46; and

WHEREAS, by Resolution R-044-2022 approved April 20, 2022, the Board authorized amending the Agreement for engineering construction services for project RR186 Viavant Lake Catherine Group C not to exceed \$76,324.56 and to extend Proposed Contract Completion Date 180 days; and

WHEREAS, by Resolution R-077-2022 approved June 15, 2022, the Board authorized amending the Agreement to update the agreement's 2012 hourly billing rates to the consultant's latest audited hourly billing rates; and

WHEREAS, by Resolution R-144-2022 approved December 14, 2022 the Board authorized amending the Agreement for additional Resident Inspection fees for RR004 Bayou St. John, Fairgrounds, Seventh Ward Group B not to exceed \$103,082.75 and for RR183 Treme-Lafitte Group B not to exceed \$67,990.75 for a total amendment not to exceed \$171,073.50, and for a total fee not to exceed \$2,321,428.54; and

WHEREAS, based on the current program schedule, the consultant's work on the assigned is projected to be complete in Q1 2026 and the contract end date will be extended to March 9, 2026.

NOW THEREFORE, BE IT RESOLVED, that the President or President Pro Tem of the Sewerage and Water Board is hereby authorized to execute on behalf of the Sewerage and Water Board of New Orleans Amendment No. 11 with Arcadis U.S., Inc. for JIRR work contract extension date to March 9, 2026.

I, Ghassan Korban, Executive Director,
Sewerage and Water Board of New Orleans,
do hereby certify that the above and foregoing
is a true and correct copy of a Resolution adopted
at the Regular Monthly Meeting of said Board,
duly called and held, according to law, on
November 17, 2023.

Ghassan Korban,
EXECUTIVE DIRECTOR
SEWERAGE AND WATER BOARD OF NEW ORLEANS

**Sewerage and Water Board of New Orleans
BOARD OF DIRECTORS PROFESSIONAL SERVICES FACT SHEET**



ACTION REQUESTED

**Amendment to Professional Engineering Services Agreement
Arcadis U.S., Inc. WLRP Agreement - Amendment No.11**

Request authorization of Arcadis U.S., Inc. Amendment No.11. to our WLRP Agreement to extend the contract end date to March 9, 2026.

CONTRACTOR/SUB/VENDOR INFORMATION

		DBE PARTICIPATION	
PRIME	SUBS	TARGET	ACTUAL
<i>Arcadis U.S., Inc.</i>	<i>Integrated Logistical Support Inc.</i>	35.00%	
Total		35.00%	0.00%

DESCRIPTION AND PURPOSE

Original Contract - Not to Exceed 18% Cost of Construction	
Amendments 1-8	\$2,321,428.54
Value of Work Required	
Has a NTP been Issued	Yes
Total Revised Contract Value	\$2,321,428.54
Original Contract Completion Date	End of Construction
Previously Approved Extensions (Days)	12/27/2023
Time Extension Requested (Days)	803
Proposed Contract Completion Date	3/9/2026

Purpose and Scope of the Contract:

This agreement provides engineering services for the Joint Infrastructure Recovery Request (JIRR) program in coordination with the City of New Orleans (CNO) Recovery Roads (RR) Program for the Irish Channel, East Riverside, and Garden District neighborhoods. The WLRP Agreement is FEMA reimbursible. Construction fees will be reimbursed through the FEMA Settlement, PW 21031. Design fees will be reimbursed through PW20660, PW20730, PW20350, and PW 21031.

Reason for Change:

Negotiate Fees <input type="checkbox"/>	Differing Site Condition <input type="checkbox"/>	Regulatory Requirement <input type="checkbox"/>
Design Change <input type="checkbox"/>	Other Contract extension <input checked="" type="checkbox"/>	

The current contract has an expiration date of 12/27/2023. Based on the current program schedule, work on contracts that the consultant has established fees for services will not be complete until 3/9/2026. This amendment is for time extension only, no additional fees are required at this time.

Spending to Date:

Cumulative Contract Amount (as of 10/1/2023)	\$2,321,428.54
Cumulative Contract Spending (as of 10/1/23)	\$1,147,323.43

Contractor's Past Performance:

The designer's timeliness of deliverables, conformance to SWBNO policies, procedures, and quality meet expectations. DBE participation will be met by Resident Inspection services during Construction.

PROCUREMENT INFORMATION

Contract Type	Professional Services	Award Based On	Qualified List
Commodity	Public Works Construction	Name & FEMA PW	WLRP & 21031
Contractor Market	Public RFQ with DBE participation		
Compliance with Procurement Laws?	Yes <input checked="" type="checkbox"/> No <input type="checkbox"/>	CMRC Date (if nec.) :	10/26/2023

BUDGET INFORMATION

Funding	CP 175-13	Department	JIRR
System	Water	Project Manager	Susan Diehl
Job Number	A1348FEM	Purchase Order #	PG20206000125

ESTIMATED FUND SOURCE

User	Share%	Dollar Amount	Reimbursible?
Sewer System		\$0.00	FEMA - 100%
Water System	100%	0.00	
Drainage System		0	
TOTAL		\$ -	

I certify that this contract action complies with all Sewerage and Water Board procurement policies and guidance, ethics rules and meets necessary regulatory requirements, including compliance with financing sources.

Mark D. Van Hala, P.E.
Program Administrator
Joint Infrastructure Recovery Request

AUTHORIZATION OF AMENDMENT NO. 10 TO THE AGREEMENT BETWEEN THE SEWERAGE AND WATER BOARD OF NEW ORLEANS AND DIGITAL ENGINEERING & IMAGING, INC. FOR DESIGN AND ENGINEERING SERVICES INC. FOR THE WATER LINE REPLACEMENT PROGRAM

WHEREAS, by Resolution R-052-2012, approved March 15, 2012, **THE SEWERAGE AND WATER BOARD OF NEW ORLEANS** (Board) authorized execution of a contract with **DIGITAL ENGINEERING & IMAGING, INC.** (Consultant) to provide engineering and design services for the Water Line Replacement Program (WLRP) for the Hollygrove and Gert Town neighborhoods and pursuant to Resolution R-052-2012, the Board and Contractor entered into an agreement on January 10, 2013 (Original Agreement); and

WHEREAS, by Resolution R-156-2014, approved August 20, 2014, the Board authorized amending the agreement to include program/project management services, and for coordination efforts, and the fee under amendment no. 1 was not to exceed 10% as negotiated by Board staff, the Board and Consultant executed Amendment No.1 dated September 17, 2014; and

WHEREAS, by Resolution R-029-2020, approved April 22, 2020, the Board authorized amending the agreement for engineering and construction services for RR062 Hollygrove Group B in the not to exceed amount of \$134,552.55, and engineering and construction services for RRTM004 Gert Town Transmission Main in the not to exceed amount of \$277,004.30, Amendment No.2 dated July 1, 2020 to provide compensation in the amount of \$411,556.8; and

WHEREAS, Amendment No. 3 added survey and design services for water lines in RR015 BW Cooper, Gert Town, Dixon Group B at a not to exceed amount of \$184,080.40 and a total not to exceed amount of \$982,251.64; and

WHEREAS, by Resolution R-081-2020, approved July 22, 2020, the Board authorized amending the agreement for Construction Administration and Resident Inspection services in RR015 BW Cooper, Gert Town, Dixon Group B not to exceed \$108,150.70 and RR062 Hollygrove Group B not to exceed \$133,263.60, Amendment No.4 dated September 30, 2020 provided compensation in the amount of \$241,414.30; and

WHEREAS, by Resolution R-108-2020, approved November 18, 2020, the Board authorized amending the agreement for Construction Administration and Resident Inspection services in RR064 Hollygrove Group D not to exceed \$70,950.60; and

WHEREAS, by Resolution R-006-2021, approved January 20, 2021, the Board authorized amending the agreement for Engineering, Survey, Construction Administration and Resident Inspection services in TM005 Eden, Grape, Claiborne Transmission Main and RR064 Hollygrove Group D not to exceed \$741,542.58 and RR065 Hollygrove Group E not to exceed \$80,227.3, Amendment Nos. 5 & 6 dated April 5, 2021 provided a total not to exceed amount of \$2,116,386.42; and

WHEREAS, by Resolution R-030-2021 approved March 17, 2021, the Board authorized execution of Amendment No. 7 to include negotiated engineering fees for RR063 Hollygrove Group C not to Exceed \$124,237.95 and RR066 Hollygrove Group F in the amount not to exceed \$72,385.70 and RR016 BW Cooper, Gert Town, Dixon Group C, RR018 BW Cooper, Gert Town, Dixon Group E, RR064 Hollygrove Group D, RR065 Hollygrove Group D, RR015 BW Cooper, Gert Town, Dixon Group B not to exceed fees \$249,950.00 for an amended not to exceed \$446,573.65 and a total maximum compensation of \$2,562,960.07; and

WHEREAS, by Resolution R-039-2022 approved April 20, 2022, the Board authorized execution of Amendment No. 8 to adjust the total compensation for TM005 Eden, Grape, Dupre Transmission Main to a not to exceed \$696,737.58 and TM011 Claiborne Transmission Main not to exceed \$679,006.36 which are offset by previously negotiated fees of not to exceed \$741,542.58, TM004 Dupre Transmission Main not to exceed \$96,712.80, RR016 BW Cooper, Gert Town, Dixon Group C not to exceed \$24,140.39, RR062 Hollygrove Group B not to exceed \$15,245.47, RR119 Marlyville-Fountainbleau Group D not to exceed \$53,4023.50 for an amended not to exceed \$823,042.52, total agreement fees not to exceed amount of \$3,386,002.59, and extend contract completion date 180 days to 12/27/2023; and

WHEREAS, by resolution R-124-2022 approved October 26, 2022 the Board authorized execution of Amendment No. 9 to adjust the total compensation for RR062 Hollygrove Group B not to exceed \$70,000.00 for an amendment not to exceed amount of \$3,456,002.59; and

WHEREAS, based on the current program schedule, the Consultant's work on the assigned projects is projected to be complete in Q2 2027 and the contract end date will be extended to April 12, 2027;

NOW THEREFORE, BE IT RESOLVED, that the President or President Pro Tem of the Sewerage and Water Board is hereby authorized to execute on behalf of the Sewerage and Water Board of New Orleans Contract Amendment No. 10 with Digital Engineering & Imaging, Inc. for JIRR work contract extension date to April 12, 2027.

I, Ghassan Korban, Executive Director,
Sewerage and Water Board of New Orleans,
do hereby certify that the above and foregoing
is a true and correct copy of a Resolution adopted
at the Regular Monthly Meeting of said Board,
duly called and held, according to law, on
November 17, 2023.

Ghassan Korban,
EXECUTIVE DIRECTOR
SEWERAGE AND WATER BOARD OF NEW ORLEANS

**Sewerage and Water Board of New Orleans
BOARD OF DIRECTORS PROFESSIONAL SERVICES FACT SHEET**



ACTION REQUESTED

Professional Engineering Services Agreement - Amendment No. 10

Digital Engineering & Imaging, Inc. WLRP Agreement

Request authorization for Amendment No. 10 to our WLRP Agreement to extend the contract end date to April 12, 2027.

CONTRACTOR/SUB/VENDOR INFORMATION

		DBE PARTICIPATION	
PRIME	SUBS	TARGET	ACTUAL
<i>Digital Engineering & Imaging, Inc.</i>	<i>Royal Engineering APS The Beta Group</i>	40.00%	
Total		40.00%	

DESCRIPTION AND PURPOSE

Original Contract - Not to Exceed 18% Cost of Construction	
Amendments 1-9	\$3,456,002.59
Value of Requested Amendment	\$0.00
% For This Change Order	
<i>Has a NTP been Issued</i>	Yes
Total Revised Contract Value	\$3,456,002.59
Original Contract Completion Date	12/30/2022
Previously Approved Extensions (Days)	362
Time Extension Requested (Days)	1202
Proposed Contract Completion Date	4/12/2027

Purpose and Scope of the Contract:

Per R-052-2012 on 3/15/2012 an agreement for Water Line Replacement Program (WLRP) engineering services for the following neighborhoods – Hollygrove and Gert Town was executed 1/10/2013. This WLRP Agreement is FEMA reimbursible. Construction will be reimbursed through the FEMA Project Worksheet (PW) 21031 The Settlement. Design is being reimbursed through PW 20752 Holly Grove, and PW 20753 Gert Town and PW 20694 Central City

Reason for Change:

Negotiate Fees <input type="checkbox"/>	Differing Site Condition <input type="checkbox"/>	Regulatory Requirement <input type="checkbox"/>
Design Change <input type="checkbox"/>	Other _Contract extension <input checked="" type="checkbox"/>	

The current contract has an expiration date of 12/27/2023. Based on the current program schedule, work on contracts that the consultant has established fees for services will not be complete until 4/12/2027. This amendment is for time extension only, no additional fees are required at this time.

Spending to Date:

Cumulative Contract Amount (as of 10/1/2023)	\$3,456,002.59
Cumulative Contract Spending (as of 10/1/2023)	\$1,506,635.68

Contractor's Past Performance:

The designer's timeliness of deliverables, conformance to SWBNO policies, procedures, and quality meet expectations. DBE participation will be met by Resident Inspection services during Construction.

PROCUREMENT INFORMATION

Contract Type	Professional Services	Award Base	Qualified List
Commodity	Public Works Construction	Name & FEMA PW	WLRP & 21031
Contractor Market	Public RFQ with DBE participation		
Compliance with Procurement Laws?	Yes <input checked="" type="checkbox"/> No <input type="checkbox"/>	CMRC Date (if nec.) :	10/26/2023

BUDGET INFORMATION

Funding	CP 175-13	Department	JIRR
System	Water	Project Manager	Susan Diehl
Job Number	A1348FEM	Purchase Order #	PG20206000117

ESTIMATED FUND SOURCE

User	Share%	Dollar Amount	Reimbursible?
Sewer System	100%	\$0.00	FEMA - 100%
Water System			
Drainage System			
TOTAL		\$ -	

I certify that this contract action complies with all Sewerage and Water Board procurement policies and guidance, ethics rules and meets necessary regulatory requirements, including compliance with financing sources.

Mark D. Van Hala, P.E.
Program Administrator
Joint Infrastructure Recovery Request

**CONTRACT 2156– FINAL ACCEPTANCE AND CLOSE OUT OF TM005 EDEN
AND GRAPE TRANSMISSION MAIN PROJECT**

WHEREAS, on March 2, 2022, the Sewerage and Water Board entered into Contract 2152 with BLD Services, LLC in the amount of \$9,738,689.00 for Contract 2156 TM005 Eden and Grape Transmission Main Project; and

WHEREAS, Contract 2156 had two Change Orders that brought the accumulated Contract Change Order total to \$205,851.70 or 2.1 percent of the original Contract value and total amount of the contract to \$9,944,540.70; and

WHEREAS, Contract 2156 is ready for Final Acceptance by Sewerage and Water Board of New Orleans; and

WHEREAS, the General Superintendent recommends that this contract receive final acceptance and be closed out;

NOW THEREFORE BE IT RESOLVED, by the Sewerage and Water Board of New Orleans that the recommendation of the General Superintendent, to authorize final acceptance and to close out Contract 2152 TM005 Eden and Grape Transmission Main Project is hereby approved.

I, Ghassan Korban, Executive Director, Sewerage and Water Board of New Orleans, do hereby certify that the above and foregoing is a true and a correct copy of a Resolution adopted at the Regular Monthly Meeting of said Board, duly called and held, according to law, on November 17, 2023.

Ghassan Korban,
EXECUTIVE DIRECTOR
SEWERAGE AND WATER BOARD OF NEW ORLEANS

Sewerage and Water Board of New Orleans
BOARD OF DIRECTORS CONTRACTOR FACT SHEET



ACTION REQUESTED

FINAL ACCEPTANCE

Contract with BLD Services, LLC for Construction of Contract 2156 - TM004 Eden & Grape Street Transmission Main

Final Acceptance of Contract between the Sewerage and Water Board of New Orleans and BLD Services, LLC.

CONTRACTOR/SUB/VENDOR INFORMATION

		DBE PARTICIPATION	
PRIME	SUBS	GOAL	TARGET
<i>BLD Services, LLC</i>	<i>C&M Construction Group, Inc.</i>	14.77%	
	<i>Choice Supply Solutions.</i>	14.46%	
	<i>Advantage Manhole & Concrete Services</i>	0.82%	
Total		30.05%	0.00%

DESCRIPTION AND PURPOSE

Original Contract Value	\$9,738,689.00
Previous Change Orders	\$205,851.70
% Change of Contract To Date	2.1%
Value of Requested Change	\$ -
% For This Change Order	0.0%
<i>Has a NTP been Issued</i>	<i>Yes</i>
Total Revised Contract Value	\$9,944,540.70
% Total Change of Contract	2.1%
Original Contract Completion Date	10/7/2022
Previously Approved Extensions (Days)	314
Time Extension Requested (Days)	0
Proposed Contract Completion Date	8/17/2023

Purpose and Scope of the Contract:

Furnishing all materials, equipment, supplies, and appurtenances; providing all construction equipment, and tools; and performing all necessary labor and supervision to fully complete the Dupre Transmission Main, distribution main, and related work.

Spending to Date:

Cumulative Contract Amount (thru CO#2)	\$9,944,540.70	
Cumulative Contract Spending (as of 10/23/2023 Net & Gross)	\$9,446,870.66	\$9,889,127.50

Contractor's Performance:

Satisfactory

PROCUREMENT INFORMATION

Contract Type	ITB	Award Based On	Low Responsive
Commodity	Public Works	Contract Number	2156
Contractor Market	Formal Bid Law with DBE participation		
Compliance with Procurement Laws?	Yes <input checked="" type="checkbox"/> No <input type="checkbox"/>	CMRC Date (if nec.) :	10/26/2023

BUDGET INFORMATION

Funding	CP 175-13 CP 317-04 & CP 317-06	Department	JIRR
System	Water & Sewer	Project Manager	Martin "Chap" Munger, EI

Job Number	A1173FEM C1397FEM & C1426WIF	Purchase Order #	PG20216000120 & PC20230
-------------------	------------------------------	-------------------------	-------------------------

ESTIMATED FUND SOURCE

User	Share%	Dollar Amount	Reimbursable?
Sewer System	0%	\$ -	WIFIA 49%
Water System	0%	\$ -	FEMA & CNO FEMA 100%
Drainage System	0%	\$ -	
TOTAL		\$ -	

I certify that this contract action complies with all Sewerage and Water Board procurement policies and guidance, ethics rules and meets necessary regulatory requirements, including compliance with financing sources.

Mark D Van Hala, PE
Program Administrator
Joint Infrastrure Recovery Request

CONTRACT 2142– FINAL ACCEPTANCE AND CLOSE OUT – WATER MAIN REPLACEMENTS AND EXTENSIONS AT SCATTERED LOCATIONS THROUGHOUT ORLEANS PARISH

WHEREAS, on August 19, 2020 (R-099-2020), the Sewerage and Water Board awarded Contract 2142 to Wallace C. Drennan, LLC in the amount of \$6,866,530.00; and

WHEREAS, on January 19, 2022 (R-006-2022), Contract 2142 was renewed for a one-year period in the amount of \$6,866,530.00 bringing the contract total amount to \$13,733,060; and

WHEREAS, Contract 2142 is ready for Final Acceptance by Sewerage and Water Board of New Orleans; and

WHEREAS, the General Superintendent recommends that this contract receive final acceptance and be closed out;

NOW THEREFORE BE IT RESOLVED, by the Sewerage and Water Board of New Orleans that the recommendation of the General Superintendent, to authorize final acceptance and to close out Contract 2142 – Water Main Replacements and Extension at Scattered Locations Throughout Orleans Parish is hereby approved.

I, Ghassan Korban, Executive Director, Sewerage and Water Board of New Orleans, do hereby certify that the above and foregoing is a true and a correct copy of a Resolution adopted at the Regular Monthly Meeting of said Board, duly called and held, according to law, on November 17, 2023.

Ghassan Korban,
EXECUTIVE DIRECTOR
SEWERAGE AND WATER BOARD OF NEW ORLEANS

EXECUTIVE SUMMARY – September 2023

A summary analysis of the financial results and other performance goals follows for your further review.

All Systems (in millions)	September <u>MTD Actual</u>	September <u>MTD Budget</u>	Variance <u>MTD</u>	September <u>YTD Actual</u>	September <u>YTD Budget</u>	Variance <u>YTD</u>	<u>Annual Budget</u>
Operating Revenues	\$22.2	\$23.1	(\$0.9)	\$209.5	\$208.2	\$1.3	\$277.0
Drainage Taxes	\$0.5	\$0.6	(\$0.1)	\$67.9	\$67.9	(\$0.1)	\$68.5
Other Revenues	\$0.5	\$0.2	\$0.2	\$8.4	\$2.2	\$6.2	\$2.7
Operating Expenditures	\$24.3	\$34.9	\$10.5	\$248.3	\$310.9	\$62.6	\$450.2

Revenues Less Adjusted Expenses (September 2023):

Revenues	Actual (MTD)	Budget (MTD)	Prior Year Actual (MTD)	Actual (YTD)	Budget (YTD)	Prior Year Actual (YTD)	Actual YTD as % of Budget YTD
Water Service	9,221,193	10,026,537	10,080,823	92,096,615	90,238,833	89,243,598	102%
Sewer Service	12,326,910	12,963,131	13,180,195	113,278,096	116,668,179	115,336,686	97%
Non Operating Revenue	991,417	837,650	7,525,651	76,290,800	70,106,167	73,634,538	109%
Misc Revenues	642,574	145,591	233,436	4,096,403	1,310,323	4,183,248	313%
Total Revenues	23,182,093	23,972,909	31,020,105	285,761,915	278,323,502	282,398,070	103%
Operating Expenses							
Water Service	8,272,744	11,947,465	5,105,654	83,055,410	106,377,186	84,490,434	78%
Sewer Service	9,848,287	14,750,979	12,374,341	103,951,995	131,058,808	97,731,240	79%
Drainage Service	6,221,213	8,161,626	6,735,150	61,275,449	73,454,637	58,289,257	83%
Total Expenses	24,342,244	34,860,070	24,215,145	248,282,854	310,890,631	240,510,931	80%
Interest Expense	1,182,066	1,221,591	1,242,602	14,398,381	10,994,318	15,089,719	131%
Revenues less Expenses	(2,342,217)	(12,108,752)	5,562,358	23,080,680	(43,561,447)	26,797,421	-53%
Non-Cash Expenses	8,757,215	11,892,248	8,101,744	80,496,446	104,180,232	84,750,277	77%
Revenues less Adjusted Expenses	6,414,998	(216,504)	13,664,102	103,577,126	60,618,785	111,547,698	171%

Cash Collections

Monthly Cash Collected (Sewer & Water)

2022 - Monthly Average - \$22,490,198

January	\$21,668,572
February	\$19,784,732
March	\$23,794,757
April	\$22,108,822
May	\$22,393,899
June	\$20,551,614
July	\$24,989,499
August	\$26,120,728
September	\$21,707,134
October	\$22,329,752
November	\$23,445,024
December	\$20,987,846

2023:

January	\$16,387,136
February	\$20,318,169
March	\$23,820,062
April	\$19,716,252
May	\$24,651,764
June	\$20,607,619
July	\$21,880,042
August	\$24,528,532
September	\$22,326,046
October	\$23,503,189

2023 - Monthly Average - \$21,773,881

Monthly Financial Dashboard

	September 2023			September 2022		
	Water	Sewer	Drainage	Water	Sewer	Drainage
1 Operating Revenues by class of service	\$9,221,193	\$12,326,910		\$10,080,823	\$13,180,195	
2 Revenues per Active account	\$66	\$88		\$72	\$95	
3 Cash Collections	\$8,406,814	\$13,919,232		\$9,064,799	\$12,642,335	
4 Drainage Tax & Other revenues			\$710,674			\$2,543,680
5 Operating & Maintenance (O&M) Expenses	\$8,272,744	\$9,848,287	\$6,221,213	\$5,105,654	\$12,374,341	\$6,735,150
6 O&M cost per Active account	\$59	\$70	\$44	\$37	\$89	\$48
7 Cash, Cash Equivalents and Funds on Deposit	\$60,741,995	\$74,406,048	\$49,233,185	\$39,910,349	\$55,670,466	\$24,087,650
Liquidity						
8 Current ratio (current assets/current liabilities)	1.6	4.7	2.5	2.5	3.5	1.4
9 Days cash on hand (>90 days required)	224	255	n/a	174 ¹	265 ¹	n/a
				¹ - as of July 2023		
Leverage						
10 Debt (bonds)	\$217,911,976	\$330,310,080	\$45,000,000	\$224,751,642	\$348,265,483	\$2,000,000
11 Budgeted Debt Service Coverage (>1.25 required)	1.80	2.14	n/a	2.54 ²	2.59 ²	n/a
12 Total Assets	\$1,025,836,880	\$1,371,538,707	\$1,862,611,832	\$920,703,949	\$1,364,119,091	\$1,728,723,932
13 Net Position	\$641,866,505	\$917,034,706	\$1,435,058,027	\$555,682,847	\$890,783,462	\$1,365,826,649
14 Leverage (total debt/ total assets)	21%	24%	2%	24%	26%	0%
15 Debt/ net position	34%	36%	3%	40%	39%	0%
16 Long term debt per Active Accounts	\$1,554	\$2,355	\$321	\$1,616	\$2,504	\$14
Receivables						
		Water / Sewer			Water / Sewer	
17 Customer Receivables, net of allowance		\$20,731,032			\$33,872,139	
18 Active Customer Receivables past due > 60 Days		\$53,447,965			\$56,757,928	
19 Average Customer Balance past due >60 Days		\$2,214			\$2,323	
20 Uncollected Ratio (1-(cash collections/revenues)) - last 12 mos		3.7%			3.1%	
21 Total Number of Active Accounts		140,260			139,100	
22 Total Number of Delinquent Active Accounts		24,140			24,429	
23 Total Number of Accounts in Dispute		4,728			2,736	
24 Avg Days to Complete Investigation Requests		121			129	
25 Total Number of New Payment Plans		1,915			1,657	
26 Total Number of Disconnect Notices Sent		8,416			7,518	
27 Total Number of Disconnects		1,135			1,260	

Debt Obligations

As of September 30, 2023

	Water	Sewer	Drainage	Total
Debt Outstanding:				
Revenue Bonds*	\$ 216,065,000	\$ 258,060,000		\$ 474,125,000
Limited Tax Bonds			\$ 45,000,000	\$ 45,000,000
EPA WIFIA Bond*		\$ 936,848		\$ 936,848
DEQ SRF Loans*		\$ 11,704,403		\$ 11,704,403
GoZone Loan		\$ 34,368,540		\$ 34,368,540
Total Debt Outstanding	\$ 216,065,000	\$ 305,069,790	\$ 45,000,000	\$ 566,134,790
Southeast Louisiana Project liability				\$ 215,257,520
Available Borrowed Funds:				
Unspent Bond Proceeds ⁽¹⁾	\$ 8,538,908	\$ 33,662,923	\$ 44,492,904	\$ 86,694,735
Available Undrawn EPA WIFIA Bond		\$ 274,063,152		\$ 274,063,152
Available Undrawn DEQ SRF Loans		\$ 13,970,597		\$ 13,970,597
Total Available Borrowed Funds	\$ 8,538,908	\$ 321,696,673	\$ 44,492,904	\$ 374,728,485

(1) As reported by Board of Liquidation, City Debt

* Included in Debt Service Coverage Tests

MONTHLY FINANCIAL REPORT

Capital Improvement Plan

Capital Appropriations and Disbursements September 2023					
	Monthly Disbursements	YTD	Monthly Appropriations	YTD	Annual Capital Budget
Water	\$ 17,130,152	\$ 66,223,404	\$ 438,265	\$ 46,027,836	\$ 96,963,052
Sewer	\$ 3,410,476	\$ 22,176,834	\$ 304,884	\$ 63,404,927	\$ 316,568,527
Drainage	\$ 4,588,014	\$ 32,252,498	\$ 2,616,895	\$ 69,915,944	\$ 104,155,673
Total	\$ 25,128,642	\$ 120,652,736	\$ 3,360,044	\$179,348,707	\$ 517,687,252
pending funding sources					\$ (76,856,631)
Total Capital Budget					\$ 440,830,621

Federal Grant/Funding Status

FEDERAL GRANT/FUNDING STATUS (As of 9/30/2023)						Monthly
	Obligated	Expended	Reimbursed	Completion		Reimbursments
Hurricane PA Projects	\$ 616,882,666	\$ 574,462,883	\$ 542,869,166	88%		1,430,279
HMGP Projects	\$ 187,771,769	\$ 214,066,159	\$ 164,457,706	88%		183,778
JIRR Projects	\$ 268,448,968	\$ 170,499,473	\$ 151,298,925	56%		14,736,186
Total	\$ 1,073,103,403	\$ 959,028,514	\$ 858,625,796			\$ 16,350,243

MONTHLY FINANCIAL REPORT

Change Order / Awards Impact to CIP planning							
1	Capital Improvement Plan	2023 Budgeted CIP Project List	2023-2032 CIP Project List	Nov 2023 Packet - Change Order or New Contract Value \$	Res. #s	CY CIP Spending Plan Impacts	10 year CIP Impact
2	Major CIP Projects						
3	Power Complex	\$ 55,450,000	\$ 553,450,000	CO 4 - Contract 1418 - Utility Rack - \$116k	R-108	n/a budgeted	
4	Smart Metering	\$ 20,577,820	\$ 58,481,432				
5	Southeast Louisiana Urban Control Flood Program with US Army Corp of Engineers (SELA)	\$ 16,100,000	\$ 113,900,000				
6	Waterline Replacement (JIRR w/ DPW)*	\$ 23,408,968	\$ 23,408,968				
7	Consent Decree - Sewer System Evaluation & Rehab (SSERP) and FEMA ESSA	\$ 215,438,914	\$ 282,938,914				
8	Water Hammer Hazard Mitigation Program (Phase I-3)	\$ 5,000,000	\$ 5,000,000				
9	Replacement Projects						
10	Water System Facilities Replacement Projects	\$ 7,615,000	\$ 61,340,000	Amendment 11 Arcadis and Amendment 10 Digital - time extension only	R-133; R-134	n/a	
11	Wastewater System Facilities Replacement Project	\$ 48,900,000	\$ 242,735,000				
12	Networks Replacements	\$ 35,550,000	\$ 225,750,000				
13	Drainage and Power Facilities Replacement Projects	\$ 13,485,000	\$ 348,480,000				
14	Repair Projects						
15	Water System Facilities Repairs	\$ 15,050,000	\$ 92,800,000				
16	Wastewater System Facilities Repairs	\$ 4,650,000	\$ 19,150,000				
17	Networks Repairs	\$ 4,000,000	\$ 25,000,000	Paving Contract 8168 CO \$3.2m to reduce backlog	R-119	None, work to cover last two months of FY23 and early FY 24, funded by IAB and O&M budget	
18	Drainage and Power Facilities Repairs	\$ 3,750,000	\$ 22,350,000				
19							
20	Software and Technology Projects	\$ 11,016,550	\$ 44,708,350				
21	Vehicle and Equipment Purchases	\$ 10,595,000	\$ 112,507,000				
22	Misc (Facilities, support, etc.)	\$ 27,100,000	\$ 249,190,627				
23							
24	Total	\$ 517,687,252	\$ 2,481,190,291				
25							
26	Identified Funding Sources	\$ 440,830,621					
27	Projects Pending identified sources	\$ 76,856,631					

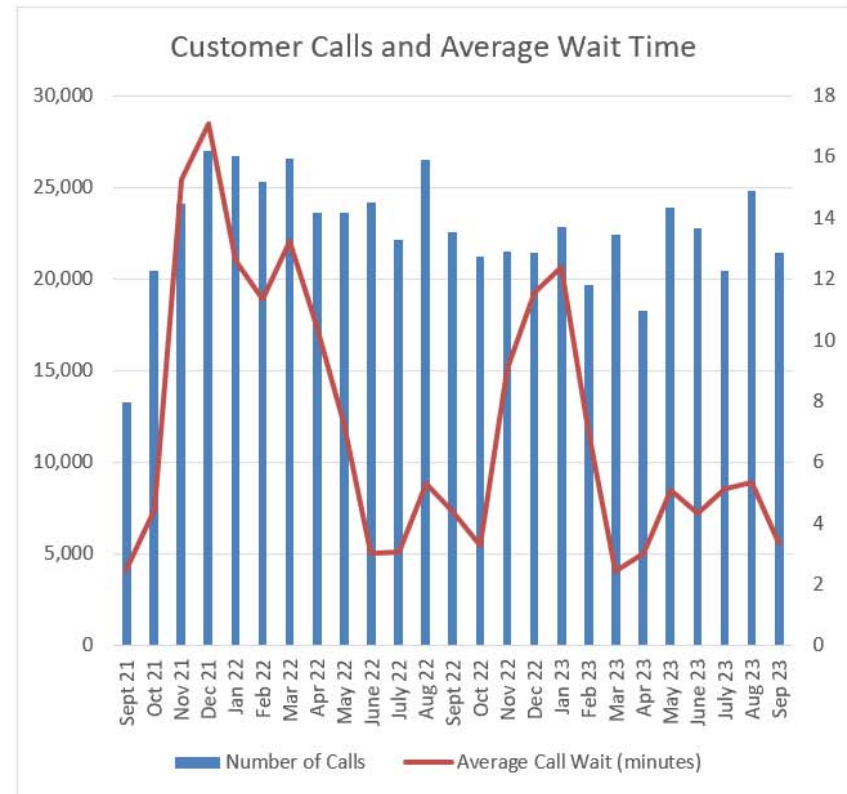
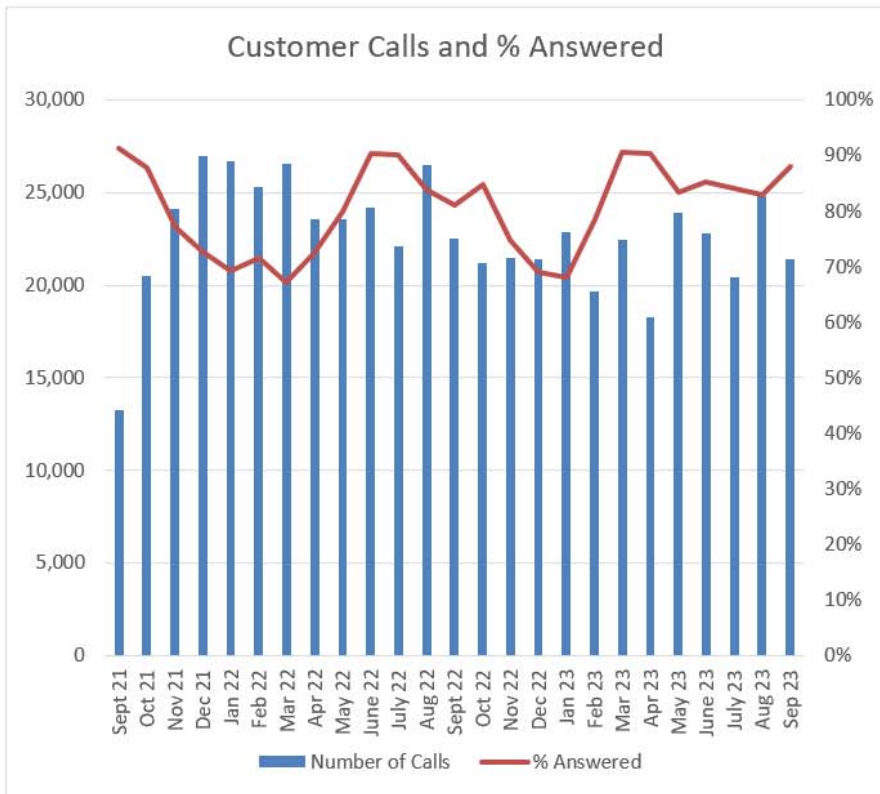
MONTHLY FINANCIAL REPORT

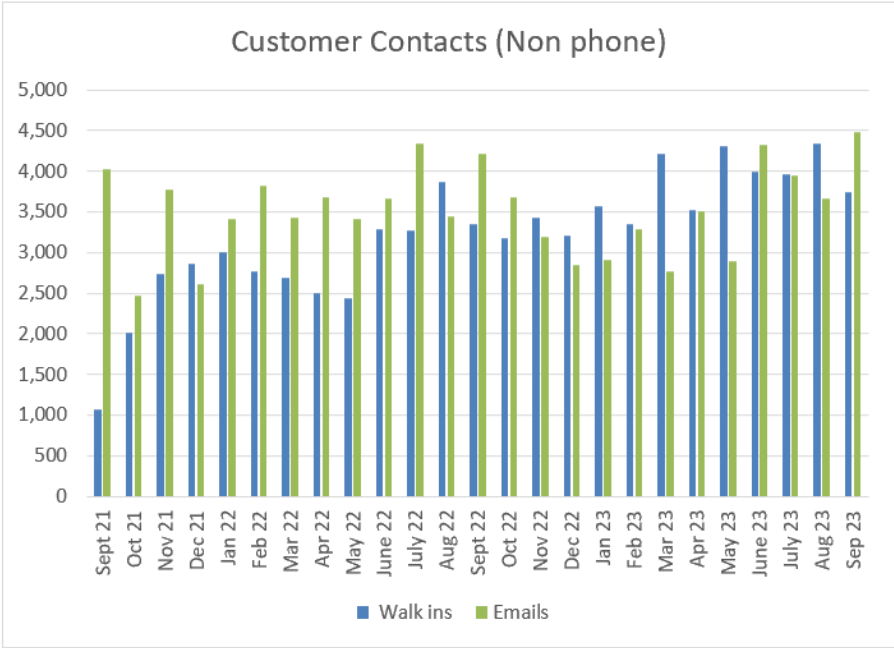
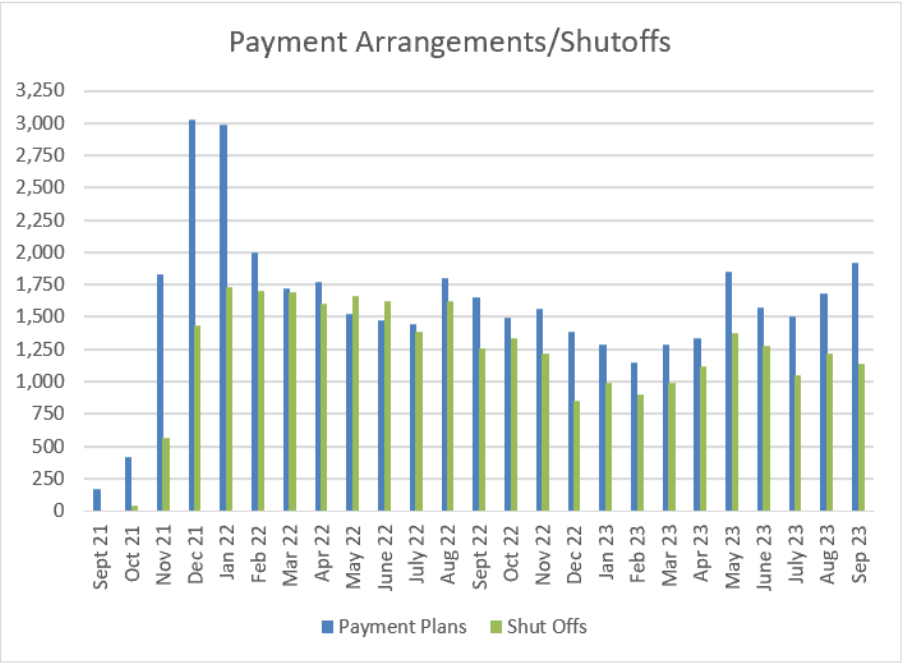
Awards, O&M related GSO/Other recommendations:		Amount		Budgeted in FY
a) Fleming Construction, LLC - Sewer Consent Decree Contract 30255		\$9.9m	R-114	Yes
b) Hard Rock Construction, LLC - Sewer Contract 30256		\$6.2m	R-115	Yes
c) Lard Oil Fuel Contract YG23-001		\$1.7m	R-132	Yes
Notes				
*CNO led discussion underway with FEMA on fully encumbered capped FEMA grant for waterline replacement - PW 21031 Katrina settlement				
<p>Power Complex is a transformational power modernization project to improve the reliability and redundancy of our power sources; Multiple funding sources include State Capital Outlay, FEMA, Federal HUD Grants/Earmark, CNO Funds, Fair Share Funds, Drainage Tax Bond, and PayGo Cash Financing</p> <p>Smart metering is a total replacement of water meters over with new technology that eliminates manual reads and provides real time data to customers; Multiple funding sources identified to date include Refunding bond proceeds and refinancing savings, Fair Share, and PayGo Cash Financing (additional sources are being pursued for the final years of the project).</p> <p>SELA is comprehensive urban control flood project led by the USACE; funding for our local match requirements and deferred long-term payback amount is through Drainage PayGo Cash financing.</p> <p>JIRR Waterline replacement is joint program led by DPW to utilize FEMA Grant funding which was capped in a settlement of Hurricane Katrina public assistance claims.</p> <p>Sewer System Evaluation & Rehabilitation (SSERP) is mandated by the EPA Consent Decree and represents a major overhaul of the Sewer System with the final basin to be completed by October 2025; funding sources include FEMA ESSA, Sewer Bonds, LADEQ Bonds, EPA WIFIA loan and related FEMA water funds being used to meet local match requirements (WIFIA program).</p> <p>Water Hammer Program (water towers and 2 major pumping station overhauls at Carrollton Water Plant) is funded fully by FEMA Hazard Mitigation Program with the final phase scheduled to be completed by late 2024</p>				

Customer Experience

These reports do not include actions and responses related to investigations. Customers served includes walk-ins, email, phone, and interactive voice response calls.

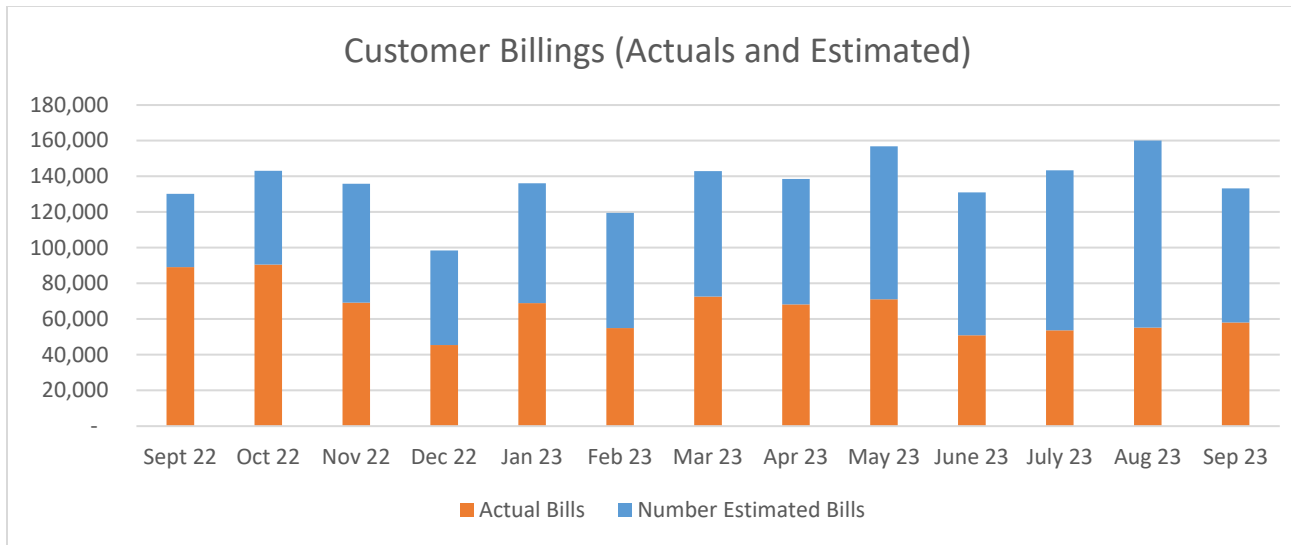
	Calls Received	Calls Answered	Calls Dropped	% Answered	Average Wait Time	IVR Customers	Walk-In Customers	E-mails Received	Total Customers Served
Sep-23	21,396	18,847	2,549	88.10%	3:36	18,536	3,736	3,552	44,671



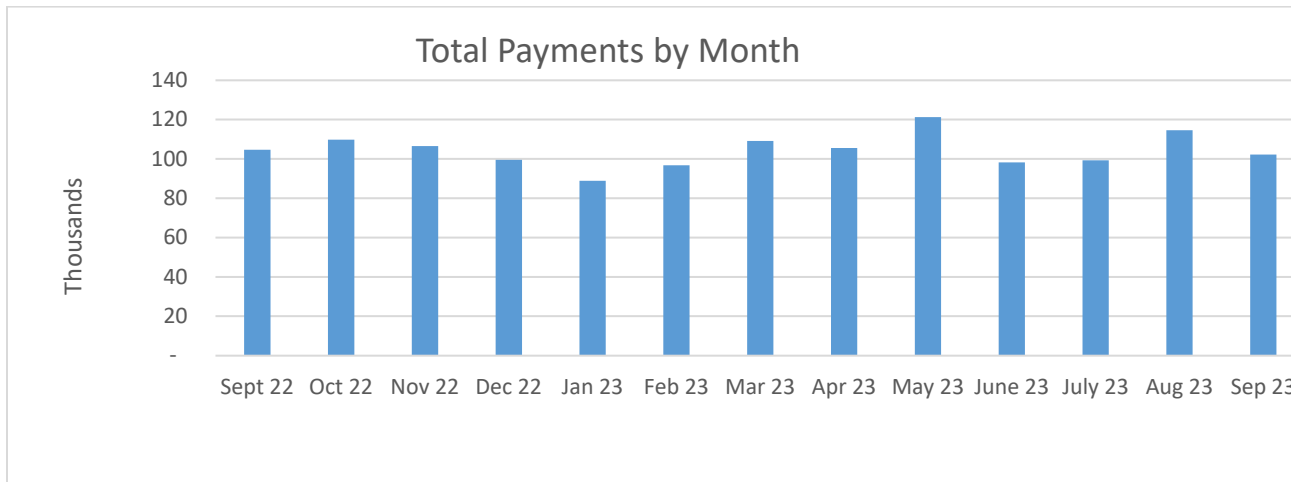


Billing Statistics

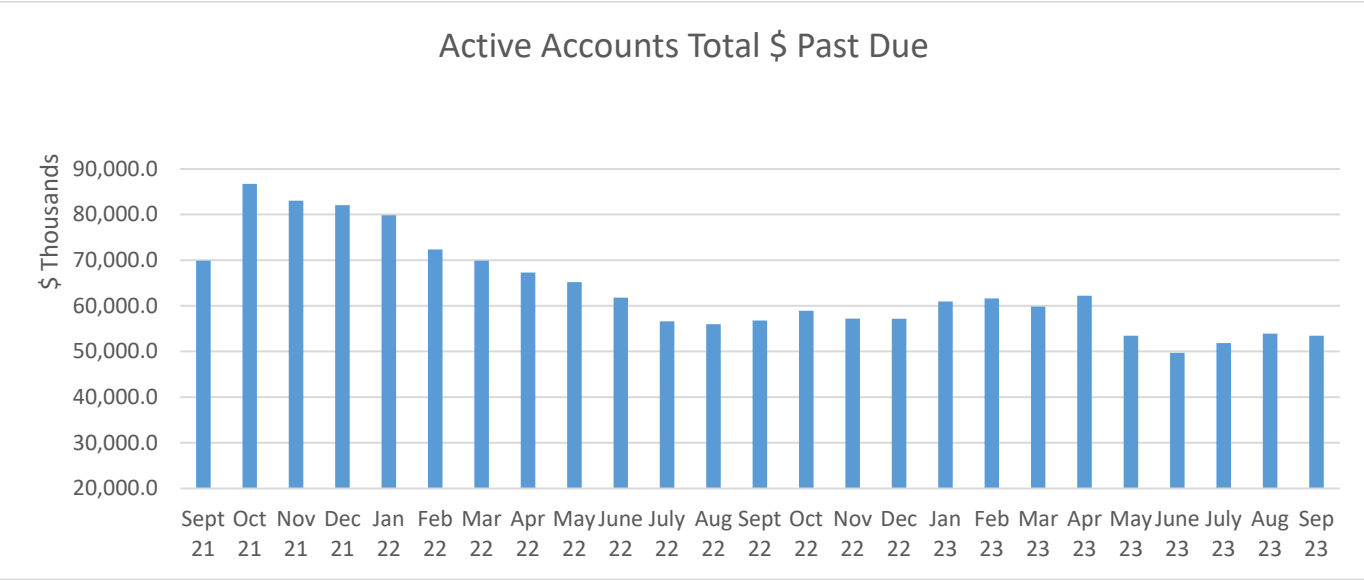
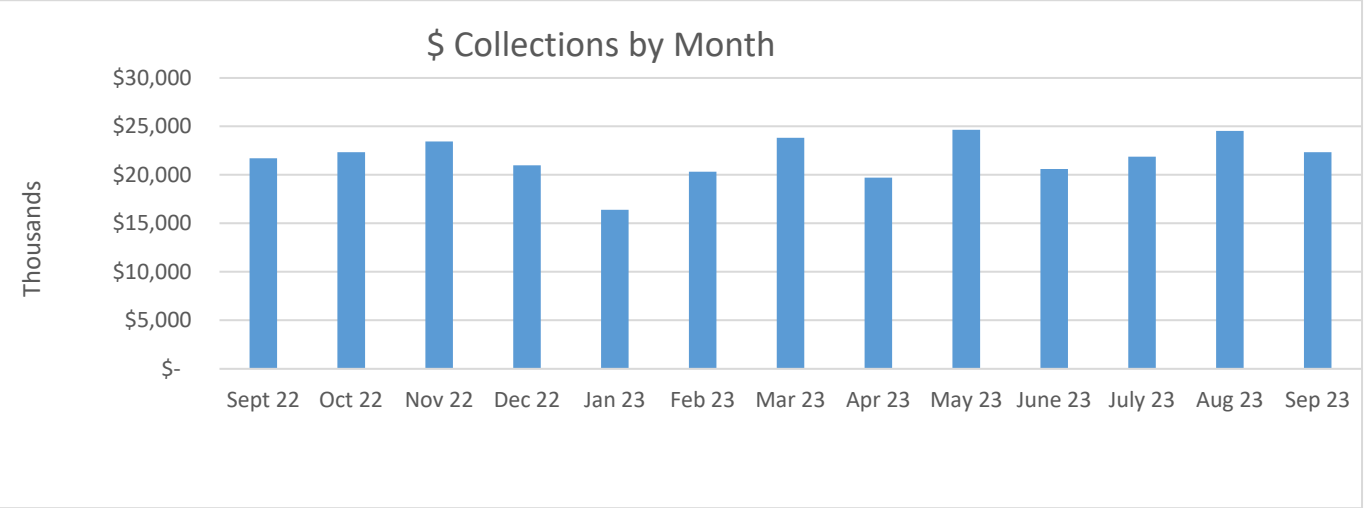
The following metrics are monitored to help management measure and improve the bill accuracy, improve the customer response time and implement best practice collection activity.



A total of **133,236** bills were issued in the Month.



A total of **102,235** payments were received in the month.



Customer Accounts

CUSTOMER ACCOUNT AGING REPORT

As of September 30, 2023

	ACTIVE ACCOUNTS	ACCOUNTS IN DISPUTE	DELINQUENT ACTIVE ACCOUNTS	PAST DUE \$ AMOUNT (60+ DAYS)	\$ CHANGE FROM PRIOR MONTH	% CHANGE FROM PRIOR MONTH
Residential	122,552	4,087	21,779	37,048,757	(724,790)	-2%
Multi-Family	4,550	229	627	3,219,633	29,136	1%
Commercial	13,158	412	1,734	13,179,575	245,921	2%
TOTALS	140,260	4,728	24,140	\$53,447,965	(\$449,733)	-1%

	30-Sep	31-Aug	31-Jul	30-Jun
Avg Days to Complete Investigation Requests	121	129	100	91
Inactive Accounts >60 days:	19,226	15,710	14,459	17,086
Total Accounts in Dispute:	4,728	4,787	5,286	4,997

September 2023 Financial Statements (unaudited)

Pages 14-29 as follows:

- 14. All System Funds Statements of Revenues and Expenses and Changes in Net Position with Prior year (PY)
- 15. All System Funds Statements of Revenues and Expenses and Changes in Net Position with Budget
- 16. Water Fund Statements of Revenues and Expenses and Changes in Net Position with PY
- 17. Water Fund Statements of Revenues and Expenses and Changes in Net Position with Budget
- 18. Sewer Fund Statements of Revenues and Expenses and Changes in Net Position with PY
- 19. Sewer Fund Statements of Revenues and Expenses and Changes in Net Position with Budget
- 20. Drainage Fund Statements of Revenues and Expenses and Changes in Net Position with PY
- 21. Drainage Fund Statements of Revenues and Expenses and Changes in Net Position with Budget
- 22-23. All System Funds Statements of Net Position
- 24-25. Water Fund Statements of Net Position
- 26-27. Sewer Fund Statements of Net Position
- 28-29. Drainage Fund Statements of Net Position

SEWERAGE AND WATER BOARD OF NEW ORLEANS
ALL SYSTEM FUNDS
STATEMENT OF REVENUES AND EXPENSES AND CHANGES IN NET POSITION
WITH PRIOR YEAR COMPARISONS
September 2023 Financials

	A	B	C	D	E	F	G	H	
	MTD	MTD	MTD		YTD	YTD	YTD		
	Actual	Prior Year	Variance	%	Actual	Prior Year	Variance	%	
Operating revenues:									
1 Sales of water and delinquent fees	9,221,193	10,080,823	(859,630)	-8.5%	92,096,615	89,243,598	2,853,017	3.2%	1
2 Sewerage service charges and del fees	12,326,910	13,180,195	(853,286)	-6.5%	113,278,096	115,336,686	(2,058,589)	-1.8%	2
3 Plumbing inspection and license fees	18,450	34,340	(15,890)	-46.3%	321,020	351,590	(30,570)	-8.7%	3
4 Other revenues	624,124	199,096	425,028	213.5%	3,775,383	3,831,658	(56,275)	-1.5%	4
5 Total operating revenues	22,190,676	23,494,454	(1,303,778)	-5.5%	209,471,115	208,763,532	707,583	0.3%	5
Operating Expenses:									
6 Power and pumping	973,384	1,289,967	(316,582)	-24.5%	16,753,274	13,892,700	2,860,574	20.6%	6
7 Treatment	1,510,518	1,682,505	(171,987)	-10.2%	23,266,338	17,684,857	5,581,481	31.6%	7
8 Transmission and distribution	3,188,834	3,029,084	159,750	5.3%	31,333,424	25,602,933	5,730,492	22.4%	8
9 Customer accounts	446,338	487,449	(41,110)	-8.4%	3,939,550	4,121,125	(181,575)	-4.4%	9
10 Customer service	354,800	555,356	(200,556)	-36.1%	4,172,679	6,012,904	(1,840,225)	-30.6%	10
11 Administration and general	1,517,315	3,261,757	(1,744,442)	-53.5%	24,838,986	21,746,323	3,092,663	14.2%	11
12 Payroll related	6,426,192	4,124,224	2,301,968	55.8%	41,004,369	43,072,721	(2,068,352)	-4.8%	12
13 Maintenance of general plant	1,167,648	1,683,060	(515,412)	-30.6%	22,477,787	23,627,091	(1,149,303)	-4.9%	13
14 Depreciation	6,937,121	5,661,896	1,275,225	22.5%	62,434,090	62,434,090	0	0.0%	14
15 Amortization	-	-	-	0.0%	-	-	-	0.0%	15
16 Provision for doubtful accounts	1,508,000	2,265,000	(757,000)	-33.4%	15,010,800	19,985,000	(4,974,200)	-24.9%	16
17 Provision for claims	312,093	174,848	137,245	78.5%	3,051,556	2,331,188	720,368	30.9%	17
18 Total operating expenses	24,342,244	24,215,145	127,099	0.5%	248,282,854	240,510,931	7,771,923	3.2%	18
19 Operating income (loss)	(2,151,568)	(720,691)	(1,430,877)	198.5%	(38,811,739)	(31,747,399)	(7,064,340)	22.3%	19
Non-operating revenues (expense):									
20 Two-mill tax	360	-	360	0.0%	1,839	175	1,664	950.9%	20
21 Three-mill tax	141,175	268,686	(127,511)	-47.5%	18,652,424	16,540,123	2,112,300	12.8%	21
22 Six-mill tax	148,296	283,747	(135,451)	-47.7%	19,697,571	17,470,169	2,227,402	12.7%	22
23 Nine-mill tax	222,287	425,319	(203,032)	-47.7%	29,525,360	26,181,915	3,343,445	12.8%	23
24 Interest income	390,273	214,968	175,305	81.5%	6,412,032	1,595,057	4,816,975	302.0%	24
25 Other Taxes	-	-	-	0.0%	291,963	594,512	(302,549)	-50.9%	25
26 Other Income	-	5,132,970	(5,132,970)	-100.0%	1,471,901	11,166,649	(9,694,749)	-86.8%	26
27 Bond Issuance Costs	-	-	-	0.0%	-	-	-	0.0%	27
28 Interest expense	(1,182,066)	(1,242,602)	60,536	-4.9%	(14,398,381)	(15,089,719)	691,337	-4.6%	28
29 Operating and maintenance grants	89,027	1,199,962	(1,110,935)	-92.6%	237,711	85,938	151,772	176.6%	29
30 Provision for grants	-	-	-	0.0%	-	-	-	0.0%	30
31 Total non-operating revenues	(190,649)	6,283,049	(6,473,697)	-103.0%	61,892,419	58,544,819	3,347,599	5.7%	31
32 Income before capital contributions	(2,342,217)	5,562,358	(7,904,574)	-142.1%	23,080,680	26,797,421	(3,716,741)	-13.9%	32
33 Capital contributions	10,915,135	16,354,403	(5,439,268)	-33.3%	89,095,371	77,900,833	11,194,537	14.4%	33
34 Change in net position	8,572,918	21,916,761	(13,343,842)	-60.9%	112,176,050	104,698,254	7,477,797	7.1%	34
35 Transfer of Debt Service Assistance Fund loan payable					-				35
36 Net position, beginning of year					2,881,783,188	2,707,594,705	174,188,483	6.4%	36
37 Net position, end of year					2,993,959,238	2,812,292,959	181,666,279	6.5%	37

SEWERAGE AND WATER BOARD OF NEW ORLEANS
ALL SYSTEM FUNDS
STATEMENT OF REVENUES AND EXPENSES AND CHANGES IN NET POSITION
WITH BUDGET COMPARISONS
September 2023 Financials

	A	B	C	D	E	F	G	H	
	MTD	MTD	MTD		YTD	YTD	YTD		
	Actual	Budget	Variance	%	Actual	Budget	Variance	%	
Operating revenues:									
1 Sales of water and delinquent fees	9,221,193	10,026,537	(805,344)	-8.0%	92,096,615	90,238,833	1,857,782	2.1%	1
2 Sewerage service charges and del fees	12,326,910	12,963,131	(636,221)	-4.9%	113,278,096	116,668,179	(3,390,083)	-2.9%	2
3 Plumbing inspection and license fees	18,450	49,041	(30,591)	-62.4%	321,020	441,371	(120,351)	-27.3%	3
4 Other revenues	624,124	96,550	527,573	546.4%	3,775,383	868,952	2,906,432	334.5%	4
5 Total operating revenues	22,190,676	23,135,259	(944,583)	-4.1%	209,471,115	208,217,335	1,253,780	0.6%	5
Operating Expenses:									
6 Power and pumping	973,384	2,324,876	(1,351,492)	-58.1%	16,753,274	20,923,885	(4,170,611)	-19.9%	6
7 Treatment	1,510,518	2,983,494	(1,472,976)	-49.4%	23,266,338	26,851,443	(3,585,105)	-13.4%	7
8 Transmission and distribution	3,188,834	3,314,641	(125,807)	-3.8%	31,333,424	29,831,765	1,501,659	5.0%	8
9 Customer accounts	446,338	596,168	(149,830)	-25.1%	3,939,550	5,365,514	(1,425,964)	-26.6%	9
10 Customer service	354,800	575,559	(220,759)	-38.4%	4,172,679	5,180,028	(1,007,349)	-19.4%	10
11 Administration and general	1,517,315	5,149,474	(3,632,159)	-70.5%	24,838,986	46,345,265	(21,506,278)	-46.4%	11
12 Payroll related	6,426,192	5,331,486	1,094,706	20.5%	41,004,369	47,983,375	(6,979,006)	-14.5%	12
13 Maintenance of general plant	1,167,648	2,692,125	(1,524,477)	-56.6%	22,477,787	24,229,125	(1,751,338)	-7.2%	13
14 Depreciation	6,937,121	10,045,834	(3,108,713)	-30.9%	62,434,090	90,412,510	(27,978,420)	-30.9%	14
15 Amortization	-	-	-	0.0%	-	-	-	0.0%	15
16 Provision for doubtful accounts	1,508,000	1,425,000	83,000	5.8%	15,010,800	9,975,000	5,035,800	50.5%	16
17 Provision for claims	312,093	421,414	(109,320)	-25.9%	3,051,556	3,792,722	(741,166)	-19.5%	17
18 Total operating expenses	24,342,244	34,860,070	(10,517,826)	-30.2%	248,282,854	310,890,631	(62,607,777)	-20.1%	18
19 Operating income (loss)	(2,151,568)	(11,724,811)	9,573,243	-81.6%	(38,811,739)	(102,673,296)	63,861,557	-62.2%	19
Non-operating revenues (expense):									
20 Two-mill tax	360	-	360	0.0%	1,839	-	1,839	0.0%	20
21 Three-mill tax	141,175	164,130	(22,955)	-14.0%	18,652,424	18,657,022	(4,598)	0.0%	21
22 Six-mill tax	148,296	172,700	(24,404)	-14.1%	19,697,571	19,737,720	(40,149)	-0.2%	22
23 Nine-mill tax	222,287	258,870	(36,583)	-14.1%	29,525,360	29,533,878	(8,518)	0.0%	23
24 Interest income	390,273	43,966	346,306	787.7%	6,412,032	395,697	6,016,335	1520.4%	24
25 Other Taxes	-	-	-	0.0%	291,963	-	291,963	0.0%	25
26 Other Income	-	197,983	(197,983)	-100.0%	1,471,901	1,781,850	(309,949)	-17.4%	26
27 Interest expense	(1,182,066)	(1,221,591)	39,525	-3.2%	(14,398,381)	(10,994,318)	(3,404,063)	31.0%	27
28 Operating and maintenance grants	89,027	-	89,027	0.0%	237,711	-	237,711	0.0%	28
29 Provision for grants	-	-	-	0.0%	-	-	-	0.0%	29
30 Total non-operating revenues	(190,649)	(383,941)	193,293	-50.3%	61,892,419	59,111,849	2,780,570	4.7%	30
31 Income before capital contributions	(2,342,217)	(12,108,752)	9,766,535	-80.7%	23,080,680	(43,561,447)	66,642,127	-153.0%	31
32 Capital contributions	10,915,135	-	10,915,135	0.0%	89,095,371	-	89,095,371	0.0%	32
33 Change in net position	8,572,918	(12,108,752)	20,681,670	-170.8%	112,176,050	(43,561,447)	155,737,498	-357.5%	33
35 Audit Adjustment									35
36 Net position, beginning of year					2,881,783,188	2,707,594,705	174,188,483	6.4%	36
37 Net position, end of year					2,993,959,238	2,664,033,258	329,925,981	12.4%	37

SEWERAGE AND WATER BOARD OF NEW ORLEANS
WATER SYSTEM FUND
STATEMENT OF REVENUES AND EXPENSES AND CHANGES IN NET POSITION
WITH PRIOR YEAR COMPARISONS
September 2023 Financials

	A	B	C	D	E	F	G	H	
	MTD	MTD	MTD		YTD	YTD	YTD		
	Actual	Prior Year	Variance	%	Actual	Prior Year	Variance	%	
Operating revenues:									
1 Sales of water and delinquent fees	9,221,193	10,080,823	(859,630)	-8.5%	92,096,615	89,243,598	2,853,017	3.2%	1
2 Sewerage service charges and del fees	-	-	-	0.0%	-	-	-	0.0%	2
3 Plumbing inspection and license fees	9,225	17,145	(7,920)	-46.2%	160,480	176,165	(15,685)	-8.9%	3
4 Other revenues	292,388	171,883	120,505	70.1%	2,381,672	1,983,392	398,280	20.1%	4
5 Total operating revenues	9,522,806	10,269,851	(747,045)	-7.3%	94,638,767	91,403,155	3,235,612	3.5%	5
	-				-				
Operating Expenses:									
6 Power and pumping	169,018	177,297	(8,279)	-4.7%	2,527,604	2,038,634	488,970	24.0%	6
7 Treatment	1,493,247	641,857	851,390	132.6%	12,194,175	9,053,608	3,140,567	34.7%	7
8 Transmission and distribution	1,035,831	731,931	303,900	41.5%	11,544,785	9,195,803	2,348,982	25.5%	8
9 Customer accounts	222,065	179,036	43,029	24.0%	1,958,666	2,050,059	(91,394)	-4.5%	9
10 Customer service	174,734	146,803	27,932	19.0%	2,059,543	2,984,238	(924,694)	-31.0%	10
11 Administration and general	385,220	696,592	(311,372)	-44.7%	8,169,770	7,496,646	673,125	9.0%	11
12 Payroll related	2,434,219	1,018,884	1,415,334	138.9%	15,095,057	16,007,710	(912,654)	-5.7%	12
13 Maintenance of general plant	340,135	478,919	(138,785)	-29.0%	10,100,707	14,555,198	(4,454,492)	-30.6%	13
14 Depreciation	1,275,225	-	1,275,225	0.0%	11,477,026	11,477,026	(1)	0.0%	14
15 Amortization	-	-	-	0.0%	-	-	-	0.0%	15
16 Provision for doubtful accounts	645,000	947,000	(302,000)	-31.9%	6,726,900	8,717,000	(1,990,100)	-22.8%	16
17 Provision for claims	98,050	87,335	10,715	12.3%	1,201,177	914,511	286,665	31.3%	17
18 Total operating expenses	8,272,744	5,105,654	3,167,090	62.0%	83,055,410	84,490,434	(1,435,024)	-1.7%	18
	-				-				
19 Operating income (loss)	1,250,062	5,164,197	(3,914,135)	-75.8%	11,583,358	6,912,721	4,670,636	67.6%	19
	-				-				
Non-operating revenues (expense):									
20 Two-mill tax	-	-	-	0.0%	-	-	-	0.0%	20
21 Three-mill tax	-	-	-	0.0%	-	-	-	0.0%	21
22 Six-mill tax	-	-	-	0.0%	-	-	-	0.0%	22
23 Nine-mill tax	-	-	-	0.0%	-	-	-	0.0%	23
24 Interest income	86,390	14,368	72,022	501.3%	1,123,312	263,862	859,450	325.7%	24
25 Other Taxes	-	-	-	0.0%	129,924	264,558	(134,634)	-50.9%	25
26 Other Income	-	-	-	0.0%	588,760	1,885,358	(1,296,597)	-68.8%	26
27 Bond Issuance Costs	-	-	-	0.0%	-	-	-	0.0%	27
28 Interest expense	(486,749)	(503,476)	16,727	-3.3%	(4,380,742)	(4,531,286)	150,544	-3.3%	28
29 Operating and maintenance grants	2,597	1,199,962	(1,197,365)	-99.8%	151,281	80,748	70,533	87.3%	29
30 Provision for grants	-	-	-	0.0%	-	-	-	0.0%	30
31 Total non-operating revenues	(397,762)	710,854	(1,108,616)	-156.0%	(2,387,465)	(2,036,760)	(350,704)	17.2%	31
	-				-				
32 Income before capital contributions	852,300	5,875,051	(5,022,751)	-85.5%	9,195,893	4,875,961	4,319,932	88.6%	32
33 Capital contributions	9,198,303	14,167,155	(4,968,851)	-35.1%	57,340,417	42,029,089	15,311,328	36.4%	33
34 Change in net position	10,050,604	20,042,206	(9,991,602)	-49.9%	66,536,309	46,905,049	19,631,260	41.9%	34
	-				-				
35 Transfer of Debt Service Assistance Fund loan payable						-			35
36 Net position, beginning of year					575,330,196	508,777,798	66,552,398	13.1%	36
37 Net position, end of year					641,866,505	555,682,847	86,183,658	15.5%	37

SEWERAGE AND WATER BOARD OF NEW ORLEANS
WATER SYSTEM FUND
STATEMENT OF REVENUES AND EXPENSES AND CHANGES IN NET POSITION
WITH BUDGET COMPARISONS
September 2023 Financials

	A	B	C	D	E	F	G	H	
	MTD	MTD	MTD		YTD	YTD	YTD		
	Actual	Budget	Variance	%	Actual	Budget	Variance	%	
Operating revenues:									
1 Sales of water and delinquent fees	9,221,193	10,026,537	(805,344)	-8.0%	92,096,615	90,238,833	1,857,782	2.1%	1
2 Sewerage service charges and del fees	-	-	-	0.0%	-	-	-	0.0%	2
3 Plumbing inspection and license fees	9,225	24,608	(15,383)	-62.5%	160,480	221,474	(60,994)	-27.5%	3
4 Other revenues	292,388	45,653	246,735	540.5%	2,381,672	410,879	1,970,794	479.7%	4
5 Total operating revenues	9,522,806	10,096,798	(573,992)	-5.7%	94,638,767	90,871,185	3,767,582	4.1%	5
Operating Expenses:									
6 Power and pumping	169,018	302,549	(133,531)	-44.1%	2,527,604	2,722,940	(195,336)	-7.2%	6
7 Treatment	1,493,247	1,458,099	35,148	2.4%	12,194,175	13,122,891	(928,716)	-7.1%	7
8 Transmission and distribution	1,035,831	1,284,529	(248,699)	-19.4%	11,544,785	11,560,764	(15,979)	-0.1%	8
9 Customer accounts	222,065	296,885	(74,820)	-25.2%	1,958,666	2,671,961	(713,295)	-26.7%	9
10 Customer service	174,734	284,639	(109,904)	-38.6%	2,059,543	2,561,749	(502,205)	-19.6%	10
11 Administration and general	385,220	1,725,931	(1,340,710)	-77.7%	8,169,770	15,533,375	(7,363,604)	-47.4%	11
12 Payroll related	2,434,219	2,010,311	423,908	21.1%	15,095,057	18,092,800	(2,997,743)	-16.6%	12
13 Maintenance of general plant	340,135	1,486,869	(1,146,734)	-77.1%	10,100,707	13,381,822	(3,281,115)	-24.5%	13
14 Depreciation	1,275,225	2,359,089	(1,083,863)	-45.9%	11,477,026	21,231,797	(9,754,771)	-45.9%	14
15 Amortization	-	-	-	0.0%	-	-	-	0.0%	15
16 Provision for doubtful accounts	645,000	575,000	70,000	12.2%	6,726,900	4,025,000	2,701,900	67.1%	16
17 Provision for claims	98,050	163,565	(65,515)	-40.1%	1,201,177	1,472,089	(270,912)	-18.4%	17
18 Total operating expenses	8,272,744	11,947,465	(3,674,722)	-30.8%	83,055,410	106,377,186	(23,321,776)	-21.9%	18
19 Operating income (loss)	1,250,062	(1,850,667)	3,100,729	-167.5%	11,583,358	(15,506,001)	27,089,358	-174.7%	19
Non-operating revenues (expense):									
20 Two-mill tax	-	-	-	0.0%	-	-	-	0.0%	20
21 Three-mill tax	-	-	-	0.0%	-	-	-	0.0%	21
22 Six-mill tax	-	-	-	0.0%	-	-	-	0.0%	22
23 Nine-mill tax	-	-	-	0.0%	-	-	-	0.0%	23
24 Interest income	86,390	21,933	64,457	293.9%	1,123,312	197,397	925,915	469.1%	24
25 Other Taxes	-	-	-	0.0%	129,924	-	129,924	0.0%	25
26 Other Income	-	141,450	(141,450)	-100.0%	588,760	1,273,050	(684,290)	-53.8%	26
27 Interest expense	(486,749)	(486,749)	(0)	0.0%	(4,380,742)	(4,380,742)	(0)	0.0%	27
28 Operating and maintenance grants	2,597	-	2,597	0.0%	151,281	-	151,281	0.0%	28
29 Provision for grants	-	-	-	0.0%	-	-	-	0.0%	29
30 Total non-operating revenues	(397,762)	(323,366)	(74,396)	23.0%	(2,387,465)	(2,910,295)	522,830	-18.0%	30
31 Income before capital contributions	852,300	(2,174,033)	3,026,333	-139.2%	9,195,893	(18,416,295)	27,612,188	-149.9%	31
32 Capital contributions	9,198,303	-	9,198,303	0.0%	57,340,417	-	57,340,417	0.0%	32
33 Change in net position	10,050,604	(2,174,033)	12,224,637	-562.3%	66,536,309	(18,416,295)	84,952,605	-461.3%	33
35 Audit Adjustment					-				35
36 Net position, beginning of year					575,330,196	508,777,798	66,552,398	13.1%	36
37 Net position, end of year					641,866,505	490,361,503	151,505,003	30.9%	37

SEWERAGE AND WATER BOARD OF NEW ORLEANS
SEWER SYSTEM FUND
STATEMENT OF REVENUES AND EXPENSES AND CHANGES IN NET POSITION
WITH PRIOR YEAR COMPARISONS
September 2023 Financials

	A	B	C	D	E	F	G	H	
	MTD	MTD	MTD		YTD	YTD	YTD		
	Actual	Prior Year	Variance	%	Actual	Prior Year	Variance	%	
Operating revenues:									
1 Sales of water and delinquent fees	-	-	-	0.0%	-	-	-	0.0%	1
2 Sewerage service charges and del fees	12,326,910	13,180,195	(853,286)	-6.5%	113,278,096	115,336,686	(2,058,589)	-1.8%	2
3 Plumbing inspection and license fees	9,225	17,195	(7,970)	-46.4%	160,540	175,425	(14,885)	-8.5%	3
4 Other revenues	66,881	28,848	38,033	131.8%	815,606	626,302	189,304	30.2%	4
5 Total operating revenues	12,403,016	13,226,238	(823,222)	-6.2%	114,254,242	116,138,413	(1,884,170)	-1.6%	5
Operating Expenses:									
6 Power and pumping	235,160	351,422	(116,263)	-33.1%	4,801,992	4,376,550	425,442	9.7%	6
7 Treatment	17,271	1,040,648	(1,023,377)	-98.3%	11,072,163	8,631,249	2,440,914	28.3%	7
8 Transmission and distribution	1,717,406	1,810,522	(93,116)	-5.1%	15,510,618	12,505,243	3,005,375	24.0%	8
9 Customer accounts	222,064	305,264	(83,200)	-27.3%	1,958,662	2,050,057	(91,395)	-4.5%	9
10 Customer service	174,734	401,752	(227,018)	-56.5%	2,059,541	2,984,236	(924,695)	-31.0%	10
11 Administration and general	736,000	1,766,342	(1,030,342)	-58.3%	11,271,052	9,523,322	1,747,730	18.4%	11
12 Payroll related	2,479,792	1,882,832	596,959	31.7%	15,604,504	16,168,301	(563,797)	-3.5%	12
13 Maintenance of general plant	546,239	738,238	(191,999)	-26.0%	7,952,226	4,956,001	2,996,226	60.5%	13
14 Depreciation	2,700,979	2,700,979	-	0.0%	24,308,811	24,308,811	(0)	0.0%	14
15 Amortization	-	-	-	0.0%	-	-	-	0.0%	15
16 Provision for doubtful accounts	863,000	1,318,000	(455,000)	-34.5%	8,283,900	11,268,000	(2,984,100)	-26.5%	16
17 Provision for claims	155,643	58,342	97,301	166.8%	1,128,526	959,471	169,056	17.6%	17
18 Total operating expenses	9,848,287	12,374,341	(2,526,054)	-20.4%	103,951,995	97,731,240	6,220,756	6.4%	18
19 Operating income (loss)	2,554,729	851,897	1,702,832	199.9%	10,302,247	18,407,173	(8,104,926)	-44.0%	19
Non-operating revenues (expense):									
20 Two-mill tax	-	-	-	0.0%	-	-	-	0.0%	20
21 Three-mill tax	-	-	-	0.0%	-	-	-	0.0%	21
22 Six-mill tax	-	-	-	0.0%	-	-	-	0.0%	22
23 Nine-mill tax	-	-	-	0.0%	-	-	-	0.0%	23
24 Interest income	191,756	165,877	25,879	15.6%	3,177,531	1,161,356	2,016,175	173.6%	24
25 Other Taxes	-	-	-	0.0%	162,040	329,954	(167,915)	-50.9%	25
26 Other Income	-	3,601,763	(3,601,763)	-100.0%	588,760	6,367,311	(5,778,551)	-90.8%	26
27 Bond Issuance Costs	-	-	-	0.0%	-	-	-	0.0%	27
28 Interest expense	(695,317)	(739,126)	43,809	-5.9%	(6,475,266)	(6,932,075)	456,810	-6.6%	28
29 Operating and maintenance grants	-	-	-	0.0%	-	5,190	(5,190)	-100.0%	29
30 Provision for grants	-	-	-	0.0%	-	-	-	0.0%	30
31 Total non-operating revenues	(503,561)	3,028,514	(3,532,075)	-116.6%	(2,546,935)	931,736	(3,478,670)	-373.4%	31
32 Income before capital contributions	2,051,168	3,880,412	(1,829,244)	-47.1%	7,755,312	19,338,909	(11,583,596)	-59.9%	32
33 Capital contributions	1,104,837	(3,487,646)	4,592,483	-131.7%	16,147,889	5,738,541	10,409,348	181.4%	33
34 Change in net position	3,156,005	392,766	2,763,239	703.5%	23,903,202	25,077,450	(1,174,249)	-4.7%	34
35 Transfer of Debt Service Assistance Fund loan payable					-				35
36 Net position, beginning of year					893,131,504	865,706,012	27,425,492	3.2%	36
37 Net position, end of year					917,034,706	890,783,462	26,251,243	2.9%	37

SEWERAGE AND WATER BOARD OF NEW ORLEANS
SEWER SYSTEM FUND
STATEMENT OF REVENUES AND EXPENSES AND CHANGES IN NET POSITION
WITH BUDGET COMPARISONS
September 2023 Financials

	A	B	C	D	E	F	G	H	
	MTD	MTD	MTD		YTD	YTD	YTD		
	Actual	Budget	Variance	%	Actual	Budget	Variance	%	
Operating revenues:									
1 Sales of water and delinquent fees	-	-	-	0.0%	-	-	-	0.0%	1
2 Sewerage service charges and del fees	12,326,910	12,963,131	(636,221)	-4.9%	113,278,096	116,668,179	(3,390,083)	-2.9%	2
3 Plumbing inspection and license fees	9,225	24,433	(15,208)	-62.2%	160,540	219,898	(59,358)	-27.0%	3
4 Other revenues	66,881	50,897	15,984	31.4%	815,606	458,073	357,533	78.1%	4
5 Total operating revenues	12,403,016	13,038,461	(635,445)	-4.9%	114,254,242	117,346,150	(3,091,907)	-2.6%	5
Operating Expenses:									
6 Power and pumping	235,160	707,846	(472,687)	-66.8%	4,801,992	6,370,617	(1,568,625)	-24.6%	6
7 Treatment	17,271	1,525,395	(1,508,124)	-98.9%	11,072,163	13,728,552	(2,656,389)	-19.3%	7
8 Transmission and distribution	1,717,406	1,613,531	103,875	6.4%	15,510,618	14,521,775	988,843	6.8%	8
9 Customer accounts	222,064	296,885	(74,820)	-25.2%	1,958,662	2,671,961	(713,298)	-26.7%	9
10 Customer service	174,734	284,639	(109,905)	-38.6%	2,059,541	2,561,749	(502,208)	-19.6%	10
11 Administration and general	736,000	2,302,707	(1,566,707)	-68.0%	11,271,052	20,724,365	(9,453,312)	-45.6%	11
12 Payroll related	2,479,792	2,010,494	469,297	23.3%	15,604,504	18,094,450	(2,489,946)	-13.8%	12
13 Maintenance of general plant	546,239	713,846	(167,607)	-23.5%	7,952,226	6,424,614	1,527,612	23.8%	13
14 Depreciation	2,700,979	4,282,071	(1,581,092)	-36.9%	24,308,811	38,538,638	(14,229,827)	-36.9%	14
15 Amortization	-	-	-	0.0%	-	-	-	0.0%	15
16 Provision for doubtful accounts	863,000	850,000	13,000	1.5%	8,283,900	5,950,000	2,333,900	39.2%	16
17 Provision for claims	155,643	163,565	(7,923)	-4.8%	1,128,526	1,472,089	(343,563)	-23.3%	17
18 Total operating expenses	9,848,287	14,750,979	(4,902,692)	-33.2%	103,951,995	131,058,808	(27,106,813)	-20.7%	18
19 Operating income (loss)	2,554,729	(1,712,518)	4,267,247	-249.2%	10,302,247	(13,712,658)	24,014,905	-175.1%	19
Non-operating revenues (expense):									
20 Two-mill tax	-	-	-	0.0%	-	-	-	0.0%	20
21 Three-mill tax	-	-	-	0.0%	-	-	-	0.0%	21
22 Six-mill tax	-	-	-	0.0%	-	-	-	0.0%	22
23 Nine-mill tax	-	-	-	0.0%	-	-	-	0.0%	23
24 Interest income	191,756	13,358	178,398	1335.5%	3,177,531	120,225	3,057,306	2543.0%	24
25 Other Taxes	-	-	-	0.0%	162,040	-	162,040	0.0%	25
26 Other Income	-	54,258	(54,258)	-100.0%	588,760	488,325	100,435	20.6%	26
27 Interest expense	(695,317)	(731,092)	35,775	-4.9%	(6,475,266)	(6,579,826)	104,561	-1.6%	27
28 Operating and maintenance grants	-	-	-	0.0%	-	-	-	0.0%	28
29 Provision for grants	-	-	-	0.0%	-	-	-	0.0%	29
30 Total non-operating revenues	(503,561)	(663,475)	159,914	-24.1%	(2,546,935)	(5,971,277)	3,424,342	-57.3%	30
31 Income before capital contributions	2,051,168	(2,375,993)	4,427,161	-186.3%	7,755,312	(19,683,935)	27,439,247	-139.4%	31
32 Capital contributions	1,104,837	-	1,104,837	0.0%	16,147,889	-	16,147,889	0.0%	32
33 Change in net position	3,156,005	(2,375,993)	5,531,998	-232.8%	23,903,202	(19,683,935)	43,587,136	-221.4%	33
35 Audit Adjustment	-	-	-	-	-	-	-	-	35
36 Net position, beginning of year	-	-	-	-	893,131,504	865,706,012	27,425,492	3.2%	36
37 Net position, end of year	-	-	-	-	917,034,706	846,022,077	71,012,628	8.4%	37

SEWERAGE AND WATER BOARD OF NEW ORLEANS
DRAINAGE SYSTEM FUND
STATEMENT OF REVENUES AND EXPENSES AND CHANGES IN NET POSITION
WITH PRIOR YEAR COMPARISONS
September 2023 Financials

	A	B	C	D	E	F	G	H	
	MTD	MTD	MTD		YTD	YTD	YTD		
	Actual	Prior Year	Variance	%	Actual	Prior Year	Variance	%	
Operating revenues:									
1 Sales of water and delinquent fees	-	-	-	0.0%	-	-	-	0.0%	1
2 Sewerage service charges and del fees	-	-	-	0.0%	-	-	-	0.0%	2
3 Plumbing inspection and license fees	-	-	-	0.0%	-	-	-	0.0%	3
4 Other revenues	264,854	(1,635)	266,489	-16296.7%	578,105	1,221,964	(643,859)	-52.7%	4
5 Total operating revenues	264,854	(1,635)	266,489	-16296.7%	578,105	1,221,964	(643,859)	-52.7%	5
					-				
Operating Expenses:									
6 Power and pumping	569,207	761,247	(192,041)	-25.2%	9,423,677	7,477,516	1,946,161	26.0%	6
7 Treatment	-	-	-	0.0%	-	-	-	0.0%	7
8 Transmission and distribution	435,597	486,631	(51,034)	-10.5%	4,278,021	3,901,887	376,134	9.6%	8
9 Customer accounts	2,209	3,148	(939)	-29.8%	22,222	21,008	1,214	5.8%	9
10 Customer service	5,332	6,802	(1,470)	-21.6%	53,595	44,431	9,164	20.6%	10
11 Administration and general	396,095	798,823	(402,729)	-50.4%	5,398,164	4,726,356	671,808	14.2%	11
12 Payroll related	1,512,181	1,222,507	289,674	23.7%	10,304,809	10,896,709	(591,901)	-5.4%	12
13 Maintenance of general plant	281,275	465,903	(184,629)	-39.6%	4,424,854	4,115,891	308,963	7.5%	13
14 Depreciation	2,960,917	2,960,917	-	0.0%	26,648,253	26,648,252	1	0.0%	14
15 Amortization	-	-	-	0.0%	-	-	-	0.0%	15
16 Provision for doubtful accounts	-	-	-	0.0%	-	-	-	0.0%	16
17 Provision for claims	58,401	29,171	29,230	100.2%	721,853	457,206	264,647	57.9%	17
18 Total operating expenses	6,221,213	6,735,150	(513,937)	-7.6%	61,275,449	58,289,257	2,986,192	5.1%	18
					-				
19 Operating income (loss)	(5,956,359)	(6,736,785)	780,426	-11.6%	(60,697,344)	(57,067,293)	(3,630,051)	6.4%	19
					-				
Non-operating revenues (expense):									
20 Two-mill tax	360	-	360	0.0%	1,839	175	1,664	950.9%	20
21 Three-mill tax	141,175	268,686	(127,511)	-47.5%	18,652,424	16,540,123	2,112,300	12.8%	21
22 Six-mill tax	148,296	283,747	(135,451)	-47.7%	19,697,571	17,470,169	2,227,402	12.7%	22
23 Nine-mill tax	222,287	425,319	(203,032)	-47.7%	29,525,360	26,181,915	3,343,445	12.8%	23
24 Interest income	112,127	34,722	77,405	222.9%	2,111,189	169,839	1,941,349	1143.1%	24
25 Other Taxes	-	-	-	0.0%	-	-	-	0.0%	25
26 Other Income	-	1,531,207	(1,531,207)	-100.0%	294,380	2,913,981	(2,619,601)	-89.9%	26
27 Bond Issuance Costs	-	-	-	0.0%	-	-	-	0.0%	27
28 Interest expense	-	-	-	0.0%	(3,542,374)	(3,626,358)	83,984	-2.3%	28
29 Operating and maintenance grants	86,430	-	86,430	0.0%	86,430	-	86,430	0.0%	29
30 Provision for claims	-	-	-	0.0%	-	-	-	0.0%	30
31 Total non-operating revenues	710,674	2,543,680	(1,833,006)	-72.1%	66,826,818	59,649,844	7,176,974	12.0%	31
					-				
32 Income before capital contributions	(5,245,685)	(4,193,105)	(1,052,580)	25.1%	6,129,474	2,582,551	3,546,923	137.3%	32
33 Capital contributions	611,995	5,674,894	(5,062,899)	-89.2%	15,607,065	30,133,203	(14,526,138)	-48.2%	33
34 Change in net position	(4,633,690)	1,481,789	(6,115,479)	-412.7%	21,736,539	32,715,754	(10,979,215)	-33.6%	34
					-				
35 Transfer of Debt Service Assistance Fund loan payable						-			35
36 Net position, beginning of year					1,413,321,488	1,333,110,895	80,210,593	6.0%	36
37 Net position, end of year					1,435,058,027	1,365,826,649	69,231,378	5.1%	37

SEWERAGE AND WATER BOARD OF NEW ORLEANS
DRAINAGE SYSTEM FUND
STATEMENT OF REVENUES AND EXPENSES AND CHANGES IN NET POSITION
WITH BUDGET COMPARISONS
September 2023 Financials

	A	B	C	D	E	F	G	H	
	MTD	MTD	MTD		YTD	YTD	YTD		
	Actual	Budget	Variance	%	Actual	Budget	Variance	%	
Operating revenues:									
1 Sales of water and delinquent fees	-	-	-	0.0%	-	-	-	0.0%	1
2 Sewerage service charges and del fees	-	-	-	0.0%	-	-	-	0.0%	2
3 Plumbing inspection and license fees	-	-	-	0.0%	-	-	-	0.0%	3
4 Other revenues	264,854	-	264,854	100.0%	578,105	-	578,105	100.0%	4
5 Total operating revenues	264,854	-	264,854	100.0%	578,105	-	578,105	100.0%	5
Operating Expenses:									
6 Power and pumping	569,207	1,314,481	(745,274)	-56.7%	9,423,677	11,830,328	(2,406,650)	-20.3%	6
7 Treatment	-	-	-	0.0%	-	-	-	0.0%	7
8 Transmission and distribution	435,597	416,581	19,017	4.6%	4,278,021	3,749,226	528,795	14.1%	8
9 Customer accounts	2,209	2,399	(190)	-7.9%	22,222	21,593	629	2.9%	9
10 Customer service	5,332	6,281	(949)	-15.1%	53,595	56,531	(2,936)	-5.2%	10
11 Administration and general	396,095	1,120,836	(724,741)	-64.7%	5,398,164	10,087,526	(4,689,361)	-46.5%	11
12 Payroll related	1,512,181	1,310,681	201,501	15.4%	10,304,809	11,796,125	(1,491,317)	-12.6%	12
13 Maintenance of general plant	281,275	491,410	(210,135)	-42.8%	4,424,854	4,422,689	2,165	0.0%	13
14 Depreciation	2,960,917	3,404,675	(443,758)	-13.0%	26,648,253	30,642,076	(3,993,823)	-13.0%	14
15 Amortization	-	-	-	0.0%	-	-	-	0.0%	15
16 Provision for doubtful accounts	-	-	-	0.0%	-	-	-	0.0%	16
17 Provision for claims	58,401	94,283	(35,882)	-38.1%	721,853	848,545	(126,691)	-14.9%	17
18 Total operating expenses	6,221,213	8,161,626	(1,940,413)	-23.8%	61,275,449	73,454,637	(12,179,188)	-16.6%	18
19 Operating income (loss)	(5,956,359)	(8,161,626)	2,205,267	-27.0%	(60,697,344)	(73,454,637)	12,757,293	-17.4%	19
Non-operating revenues (expense):									
20 Two-mill tax	360	-	360	0.0%	1,839	-	1,839	0.0%	20
21 Three-mill tax	141,175	164,130	(22,955)	-14.0%	18,652,424	18,657,022	(4,598)	0.0%	21
22 Six-mill tax	148,296	172,700	(24,404)	-14.1%	19,697,571	19,737,720	(40,149)	-0.2%	22
23 Nine-mill tax	222,287	258,870	(36,583)	-14.1%	29,525,360	29,533,878	(8,518)	0.0%	23
24 Interest income	112,127	8,675	103,452	1192.5%	2,111,189	78,075	2,033,114	2604.1%	24
25 Other Taxes	-	-	-	0.0%	-	-	-	0.0%	25
26 Other Income	-	2,275	(2,275)	-100.0%	294,380	20,475	273,905	1337.8%	26
27 Interest expense	-	(3,750)	3,750	-100.0%	(3,542,374)	(33,750)	(3,508,624)	10395.9%	27
28 Operating and maintenance grants	86,430	-	86,430	0.0%	86,430	-	86,430	0.0%	28
29 Provision for grants	-	-	-	0.0%	-	-	-	0.0%	29
30 Total non-operating revenues	710,674	602,900	107,774	17.9%	66,826,818	67,993,420	(1,166,602)	-1.7%	30
31 Income before capital contributions	(5,245,685)	(7,558,726)	2,313,041	-30.6%	6,129,475	(5,461,217)	11,590,692	-212.2%	31
32 Capital contributions	611,995	-	611,995	0.0%	15,607,065	-	15,607,065	0.0%	32
33 Change in net position	(4,633,690)	(7,558,726)	2,925,036	-38.7%	21,736,540	(5,461,217)	27,197,757	-498.0%	33
35 Audit Adjustment					-				35
36 Net position, beginning of year					1,413,321,488	1,333,110,895	80,210,593	6.0%	36
37 Net position, end of year					1,435,058,028	1,327,649,678	107,408,350	8.1%	37

SEWERAGE AND WATER BOARD OF NEW ORLEANS
ALL SYSTEM FUNDS
STATEMENTS OF NET POSITION
WITH PRIOR YEAR AND BEGINNING OF YEAR COMPARISONS
September 2023 Financials

Assets	A	B	C	D		E	F	G
	Prior Year	Variance	%	Current Year	Variance	%	Beginning of Year	
Noncurrent assets:								
1 Property, plant and equipment	4,886,561,639	286,816,015	5.9%	5,173,377,654	136,045,736	2.7%	5,037,331,918	1
2 Less: accumulated depreciation	(1,265,768,817)	(59,181,417)	4.7%	(1,324,950,234)	(2,587,466,378)	-204.9%	1,262,516,144	2
3 Property, plant, and equipment, net	3,620,792,822	227,634,598	6.3%	3,848,427,420	73,611,646	2.0%	3,774,815,774	3
Restricted cash, cash equivalents, and investments								
4 Cash and cash equivalents restricted for capital projects	151,308,139	(36,197,541)	-23.9%	115,110,598	(48,705,082)	-29.7%	163,815,680	4
5 Debt service	33,407,938	6,486,416	19.4%	39,894,354	27,532,500	222.7%	12,361,854	5
6 Debt service reserve	12,722,535	274,819	2.2%	12,997,354	-	0.0%	12,997,354	6
7 Health insurance reserve	2,400,000	488,000	20.3%	2,888,000	-	0.0%	2,888,000	7
8 Total restricted cash, cash equivalents, and investments	199,838,613	(28,948,307)	-14.5%	170,890,306	(21,172,582)	-11.0%	192,062,888	8
Current assets:								
Unrestricted and undesignated								
9 Cash and cash equivalents	100,517,843	62,067,512	61.7%	162,585,355	43,156,876	36.1%	119,428,479	9
Accounts receivable:								
10 Customers (net of allowance for doubtful accounts)	33,872,139	(13,141,107)	-38.8%	20,731,032	(3,652,643)	-15.0%	24,383,675	10
11 Taxes	599,023	(384,304)	-64.2%	214,719	(3,405,079)	-94.1%	3,619,797	11
12 Interest	60	-	0.0%	60	-	0.0%	60	12
13 Grants	33,523,934	1,091,708	3.3%	34,615,642	(24,163,137)	-41.1%	58,778,779	13
14 Miscellaneous	2,480,842	(1,449,400)	-58.4%	1,031,442	(874,514)	-45.9%	1,905,956	14
15 Due from (to) other internal departments	705,564	(1,009,059)	-143.0%	(303,495)	(303,495)	0.0%	0	15
16 Inventory of supplies	5,965,984	89,067	1.5%	6,055,051	-	0.0%	6,055,051	16
17 Prepaid expenses	714,799	227,413	31.8%	942,212	-	0.0%	942,212	17
18 Total unrestricted current assets	178,380,187	47,491,830	26.6%	225,872,018	10,758,008	5.0%	215,114,009	18
Other assets:								
19 Funds from/for customer deposits	14,484,035	262,326	1.8%	14,746,361	100,056	0.7%	14,646,305	19
20 Deposits	51,315	-	0.0%	51,315	-	0.0%	51,315	20
21 Total other assets	14,535,350	262,326	1.8%	14,797,676	100,056	0.7%	14,697,620	21
22 TOTAL ASSETS	4,013,546,972	246,440,448	20.2%	4,259,987,419	63,297,128	-3.4%	4,196,690,291	22
Deferred outflows or resources:								
23 Deferred amounts related to net pension liability	37,689,475	25,777,506	68.4%	63,466,980	(5,334,305)	-8.4%	68,801,285	23
24 Deferred amounts related to OPEB	35,896,837	(32,399,674)	-90.3%	3,497,163	(10,646,370)	-75.3%	14,143,533	24
25 Deferred loss on bond refunding	423,050	(82,910)	-19.6%	340,139	-	0.0%	340,139	25
26 TOTAL DEFERRED OUTFLOWS OF RESOURCES	74,009,361	(6,705,078)	-9.1%	67,304,283	(15,980,674)	-19.2%	83,284,957	26
27 TOTAL ASSETS AND TOTAL DEFERRED OUTFLOWS	4,087,556,333	239,735,369	11.2%	4,327,291,702	47,316,453	-22.6%	4,279,975,249	27

SEWERAGE AND WATER BOARD OF NEW ORLEANS
ALL SYSTEM FUNDS
STATEMENTS OF NET POSITION
WITH PRIOR YEAR COMPARISONS
September 2023 Financials

	A	B	C	D	E	F	G	
	Prior Year	Variance	%	Current Year	Variance	%	Beginning of Year	
NET ASSETS AND LIABILITIES								
Net position								
1 Net investments in capital assets	3,957,013,892	204,417,069	5.2%	4,161,430,961	81,062,180	2.0%	4,080,368,781	1
2 Restricted for Debt Service	46,130,473	6,761,234	14.7%	52,891,708	27,532,500	108.6%	25,359,208	2
3 Unrestricted	(1,190,851,407)	(29,512,023)	2.5%	(1,220,363,431)	3,581,370	-0.3%	(1,223,944,800)	3
4 Total net position	2,812,292,958	181,666,280	6.5%	2,993,959,238	112,176,049	3.9%	2,881,783,189	4
Long-term liabilities								
5 Claims payable	42,773,093	877,559	2.1%	43,650,652	-	0.0%	43,650,652	5
6 Accrued vacation and sick pay	10,652,078	1,202,250	11.3%	11,854,328	1,036,930	9.6%	10,817,398	6
7 Net pension obligation	66,958,136	55,569,021	83.0%	122,527,157	(11,088,565)	-8.3%	133,615,722	7
8 Other postretirement benefits liability	248,684,752	(55,483,804)	-22.3%	193,200,948	4,777,075	2.5%	188,423,873	8
9 Bonds payable (net of current maturities)	514,608,835	16,733,433	3.3%	531,342,268	(887,652)	-0.2%	532,229,920	9
10 Special Community Disaster Loan Payable	-	-	0.0%	-	-	0.0%	-	10
11 Southeast Louisiana Project liability	204,789,827	10,467,693	5.1%	215,257,520	(1,971,460)	-0.9%	217,228,980	11
12 Debt Service Assistance Fund Loan payable	37,265,290	(5,939,680)	-15.9%	31,325,610	-	0.0%	31,325,610	12
13 Customer deposits	14,484,035	262,326	1.8%	14,746,361	100,056	0.7%	14,646,305	13
14 Total long-term liabilities	1,140,216,046	23,426,472	2.1%	1,163,904,844	(8,033,616)	-0.7%	1,171,938,460	14
Current liabilities (payable from current assets)								
15 Accounts payable and other liabilities	34,684,582	16,571,334	47.8%	51,255,916	(61,918,217)	-54.7%	113,174,133	15
16 Due to City of New Orleans	3,832,984	3,570,737	93.2%	7,403,722	2,668,128	56.3%	4,735,594	16
17 Disaster Reimbursement Revolving Loan	-	-	0.0%	-	-	0.0%	-	17
18 Retainers and estimates payable	11,873,011	2,678,894	22.6%	14,551,905	2,008,507	16.0%	12,543,398	18
19 Due to other fund	342,203	34,794	10.2%	376,997	-	0.0%	376,997	19
20 Accrued salaries	(332,013)	(275,111)	82.9%	(607,125)	(2,916,393)	-126.3%	2,309,268	20
21 Claims payable	4,340,341	105,337	2.4%	4,445,677	-	0.0%	4,445,677	21
22 Total OPEB liability, due within one year	7,517,438	1,035,770	13.8%	8,553,207	764,443	9.8%	7,788,764	22
23 Debt Service Assistance Fund Loan payable	-	3,037,178	0.0%	3,037,178	-	0.0%	3,037,178	23
24 Advances from federal government	4,734,010	(4,734,010)	-100.0%	-	-	0.0%	-	24
25 Other Liabilities	2,012,486	293,052	14.6%	2,305,538	234,027	11.3%	2,071,511	25
26 Total current liabilities (payable from current assets)	69,005,041	22,317,973	32.3%	91,323,014	(59,159,506)	-87.5%	150,482,520	26
Current liabilities (payable from restricted assets)								
27 Accrued interest	1,591,593	59,646	3.7%	1,651,239	-	0.0%	1,651,239	27
28 Bonds payable	23,143,000	4,374,000	18.9%	27,517,000	-	0.0%	27,517,000	28
29 Retainers and estimates payable	-	-	0.0%	-	-	0.0%	-	29
30 Total current liabilities (payable from restricted assets)	24,734,593	4,433,646	17.9%	29,168,239	-	0.0%	29,168,239	30
31 Total current liabilities	93,739,634	26,751,619	28.5%	120,491,253	(59,159,506)	-32.9%	179,650,759	31
32 Total liabilities	1,233,955,680	20,811,939	1.7%	1,284,396,098	(67,193,122)	-5.0%	1,351,589,219	32
Deferred inflows or resources:								
33 Amounts related to net pension liability	30,393,555	(25,965,321)	-85.4%	4,428,235	1,833,679	70.7%	2,594,556	33
34 Amounts related to total OPEB liability	10,914,139	33,593,993	307.8%	44,508,132	499,846	1.1%	44,008,286	34
35 TOTAL DEFERRED INFLOWS OF RESOURCES	41,307,694	(25,965,321)	-62.9%	48,936,366	2,333,524	5.0%	46,602,842	35
36 Total Net Position, Liabilities and Deferred Inflows of Resources	4,087,556,333	202,478,219	5.0%	4,327,291,702	47,316,451	1.1%	4,279,975,250	36

SEWERAGE AND WATER BOARD OF NEW ORLEANS
WATER SYSTEM FUND
STATEMENTS OF NET POSITION
WITH PRIOR YEAR AND BEGINNING OF YEAR COMPARISONS
September 2023 Financials

		A	B	C	D	E	F	G	
Assets									
		Prior Year	Variance	%	Current Year	Variance	%	Beginning of Year	
Noncurrent assets:									
1	Property, plant and equipment	1,191,627,336	114,817,799	9.6%	1,306,445,135	62,941,728	5.1%	1,243,503,407	1
2	Less: accumulated depreciation	(399,245,464)	(10,853,664)	2.7%	(410,099,128)	(808,721,229)	-202.9%	398,622,101	2
3	Property, plant, and equipment, net	792,381,872	103,964,135	13.1%	896,346,007	51,464,701	6.1%	844,881,306	3
Restricted cash, cash equivalents, and investments									
4	Cash and cash equivalents restricted for capital projects	23,170,166	(5,439,167)	-23.5%	17,730,999	(515,880)	-2.8%	18,246,879	4
5	Debt service	8,366,926	191,958	2.3%	8,558,884	(5,175,000)	-60.5%	3,383,884	5
6	Debt service reserve	5,599,000	-	0.0%	5,599,000	-	0.0%	5,599,000	6
7	Health insurance reserve	843,313	195,200	23.1%	1,038,513	-	0.0%	1,038,513	7
8	Total restricted cash, cash equivalents, and investments	37,979,405	(5,052,008)	-13.3%	32,927,396	4,659,120	16.5%	28,268,276	8
Current assets:									
Unrestricted and undesignated									
9	Cash and cash equivalents	23,662,902	22,309,782	94.3%	45,972,684	14,457,501	31.4%	31,515,183	9
Accounts receivable:		-							
10	Customers (net of allowance for doubtful accounts)	18,151,723	(4,499,885)	-24.8%	13,651,838	(259,312)	-1.9%	13,911,150	10
11	Taxes	-	-	0.0%	-	-	0.0%	-	11
12	Interest	-	-	0.0%	-	-	0.0%	-	12
13	Grants	23,139,464	(4,945,585)	-21.4%	18,193,879	(18,153,245)	-49.9%	36,347,124	13
14	Miscellaneous	790,294	(691,348)	-87.5%	98,946	41,886	73.4%	57,060	14
15	Due from (to) other internal departments	7,165,766	(6,509,962)	-90.8%	655,804	(6,240,126)	-90.5%	6,895,930	15
16	Inventory of supplies	2,583,028	204,511	7.9%	2,787,539	-	0.0%	2,787,539	16
17	Prepaid expenses	342,510	90,965	26.6%	433,475	-	0.0%	433,475	17
18	Total unrestricted current assets	75,835,687	5,958,479	7.9%	81,794,165	(10,153,296)	-11.0%	91,947,461	18
Other assets:									
19	Funds from/for customer deposits	14,484,035	262,326	1.8%	14,746,361	100,056	0.7%	14,646,305	19
20	Deposits	22,950	-	0.0%	22,950	-	0.0%	22,950	20
21	Total other assets	14,506,985	262,326	1.8%	14,769,311	100,056	0.7%	14,669,255	21
22	TOTAL ASSETS	920,703,949	105,132,931	9.5%	1,025,836,880	46,070,581	12.2%	979,766,298	22
Deferred outflows or resources:									
23	Deferred amounts related to net pension liability	21,042,827	8,239,182	39.2%	29,282,009	(1,778,102)	-5.7%	31,060,111	23
24	Deferred amounts related to OPEB	11,965,612	(10,799,891)	-90.3%	1,165,721	(3,548,790)	-75.3%	4,714,511	24
25	Deferred loss on bond refunding	-	-	0.0%	-	-	0.0%	-	25
26	TOTAL DEFERRED OUTFLOWS OF RESOURCES	33,008,439	(2,560,709)	-7.8%	30,447,730	(5,326,891)	-14.9%	35,774,622	26
27	TOTAL ASSETS AND TOTAL DEFERRED OUTFLOWS	953,712,387	102,572,223	1.7%	1,056,284,610	40,743,690	-2.7%	1,015,540,920	27

SEWERAGE AND WATER BOARD OF NEW ORLEANS
WATER SYSTEM FUND
STATEMENTS OF NET POSITION
WITH PRIOR YEAR COMPARISONS
September 2023 Financials

	A	B	C	D	E	F	G	
	Prior Year	Variance	%	Current Year	Variance	%	Beginning of Year	
NET ASSETS AND LIABILITIES								
Net position								
1 Net investments in capital assets	590,800,396	105,364,634	17.8%	696,165,030	51,056,668	7.9%	645,108,362	1
2 Restricted for Debt Service	13,965,926	191,958	1.4%	14,157,884	5,175,000	57.6%	8,982,884	2
3 Unrestricted	(49,083,474)	(19,372,935)	39.5%	(68,456,409)	10,304,641	-13.1%	(78,761,050)	3
4 Total net position	555,682,847	86,183,658	15.5%	641,866,505	66,536,309	11.6%	575,330,196	4
Long-term liabilities								
5 Claims payable	4,221,184	(332,387)	-7.9%	3,888,797	-	0.0%	3,888,797	5
6 Accrued vacation and sick pay	4,383,278	(54,449)	-1.2%	4,328,829	122,984	2.9%	4,205,845	6
7 Net pension obligation	22,319,379	18,523,007	83.0%	40,842,386	(3,696,188)	-8.3%	44,538,574	7
8 Other postretirement benefits liability	82,894,918	(18,494,601)	-22.3%	64,400,317	1,592,358	2.5%	62,807,958	8
9 Bonds payable (net of current maturities)	218,056,642	(7,044,666)	-3.2%	211,011,976	(107,847)	-0.1%	211,119,823	9
10 Special Community Disaster Loan Payable	-	-	0.0%	-	-	0.0%	-	10
11 Southeast Louisiana Project liability	-	-	0.0%	-	-	0.0%	-	11
12 Debt Service Assistance Fund Loan payable	-	-	0.0%	-	-	0.0%	-	12
13 Customer deposits	14,484,035	262,326	1.8%	14,746,361	100,056	0.7%	14,646,305	13
14 Total long-term liabilities	346,359,436	(7,403,096)	-2.1%	339,218,666	(1,988,637)	-0.6%	341,207,302	14
Current liabilities (payable from current assets)								
15 Accounts payable and other liabilities	11,454,024	16,791,066	146.6%	28,245,090	(28,429,679)	-50.2%	56,674,769	15
16 Due to City of New Orleans	3,832,984	3,570,737	93.2%	7,403,722	2,668,128	56.3%	4,735,594	16
17 Disaster Reimbursement Revolving Loan	-	-	0.0%	-	-	0.0%	-	17
18 Retainers and estimates payable	7,211,108	2,814,907	39.0%	10,026,015	1,765,886	21.4%	8,260,129	18
19 Due to other fund	166,620	9,793	5.9%	176,413	-	0.0%	176,413	19
20 Accrued salaries	(178,171)	(272,919)	153.2%	(451,090)	(1,031,812)	-177.7%	580,722	20
21 Claims payable	1,490,093	67,646	4.5%	1,557,739	-	0.0%	1,557,739	21
22 Other postretirement benefits liability	2,505,813	345,257	13.8%	2,851,069	254,814	9.8%	2,596,255	22
23 Debt Service Assistance Fund Loan payable	-	-	0.0%	-	-	0.0%	-	23
24 Advances from federal government	2,757,705	(2,757,705)	-100.0%	-	-	0.0%	-	24
25 Other Liabilities	1,462,221	229,390	15.7%	1,691,610	190,838	12.7%	1,500,772	25
26 Total current liabilities (payable from current assets)	30,702,397	20,798,172	67.7%	51,500,569	(24,581,825)	-32.3%	76,082,394	26
Current liabilities (payable from restricted assets)								
27 Accrued interest	503,476	(16,727)	-3.3%	486,749	-	0.0%	486,749	27
28 Bonds payable	6,695,000	205,000	3.1%	6,900,000	-	0.0%	6,900,000	28
29 Retainers and estimates payable	-	-	0.0%	-	-	0.0%	-	29
30 Total current liabilities (payable from restricted assets)	7,198,476	188,273	2.6%	7,386,749	-	0.0%	7,386,749	30
31 TOTAL CURRENT LIABILITIES	37,900,873	20,986,445	55.4%	58,887,318	(24,581,825)	-29.5%	83,469,143	31
32 TOTAL LIABILITIES	384,260,309	13,583,348	3.5%	398,105,983	(26,570,462)	-6.3%	424,676,445	32
Deferred inflows or resources:								
33 Amounts related to net pension liability	10,131,185	(8,655,107)	-85.4%	1,476,078	1,868,773	216.1%	864,852	33
34 Amounts related to total OPEB liability	3,638,046	11,197,998	307.8%	14,836,044	4,015,877	27.4%	14,669,428	34
35 TOTAL DEFERRED INFLOWS OF RESOURCES	13,769,231	2,542,891	18.5%	16,312,122	5,884,650	37.9%	15,534,280	35
36 Total Net Position, Liabilities and Deferred Inflows of Resources	953,712,387	99,767,006	10.5%	1,056,284,610	40,743,688	4.0%	1,015,540,922	36

SEWERAGE AND WATER BOARD OF NEW ORLEANS
SEWER SYSTEM FUND
STATEMENTS OF NET POSITION
WITH PRIOR YEAR AND BEGINNING OF YEAR COMPARISONS
September 2023 Financials

Assets		A	B	C	D	E	F	G	
		Prior Year	Variance	%	Current Year	Variance	%	Beginning of Year	
Noncurrent assets:									
1	Property, plant and equipment	1,566,662,645	69,870,293	4.5%	1,636,532,938	39,382,255	2.5%	1,597,150,683	1
2	Less: accumulated depreciation	(403,561,659)	(25,284,581)	6.3%	(428,846,240)	(833,383,669)	-206.0%	404,537,429	2
3	Property, plant, and equipment, net	1,163,100,986	44,585,712	3.8%	1,207,686,698	15,073,444	1.3%	1,192,613,254	3
Restricted cash, cash equivalents, and investments									
4	Cash and cash equivalents restricted for capital projects	87,783,548	(48,012,086)	-54.7%	39,771,463	(40,935,235)	-50.7%	80,706,697	4
5	Debt service	22,996,013	(1,778,244)	-7.7%	21,217,769	12,268,650	137.1%	8,949,119	5
6	Debt service reserve	7,123,535	274,819	3.9%	7,398,354	-	0.0%	7,398,354	6
7	Health insurance reserve	809,055	195,200	24.1%	1,004,255	-	0.0%	1,004,255	7
8	Total restricted cash, cash equivalents, and investments	118,712,151	(49,320,311)	-41.5%	69,391,840	(28,666,585)	-29.2%	98,058,425	8
Current assets:									
Unrestricted and undesignated									
9	Cash and cash equivalents	59,344,752	15,043,331	25.3%	74,388,083	14,112,556	23.4%	60,275,526	9
Accounts receivable:		-							
10	Customers (net of allowance for doubtful accounts)	15,720,416	(8,641,222)	-55.0%	7,079,194	(3,393,331)	-32.4%	10,472,525	10
11	Taxes	-	-	0.0%	-	-	0.0%	-	11
12	Interest	60	-	0.0%	60	-	0.0%	60	12
13	Grants	6,590,900	(198,514)	-3.0%	6,392,386	(1,921,162)	-23.1%	8,313,548	13
14	Miscellaneous	695,854	(351,357)	-50.5%	344,498	(55,723)	-13.9%	400,220	14
15	Due from (to) other internal departments	(2,305,514)	6,287,974	-272.7%	3,982,460	6,434,834	-262.4%	(2,452,374)	15
16	Inventory of supplies	2,053,592	(76,962)	-3.7%	1,976,630	-	0.0%	1,976,630	16
17	Prepaid expenses	187,929	90,965	48.4%	278,894	-	0.0%	278,894	17
18	Total unrestricted current assets	82,287,989	12,154,215	14.8%	94,442,203	15,177,174	19.1%	79,265,029	18
Other assets:									
19	Funds from/for customer deposits	-	-	0.0%	-	-	0.0%	-	19
20	Deposits	17,965	-	0.0%	17,965	-	0.0%	17,965	20
21	Total other assets	17,965	-	0.0%	17,965	-	0.0%	17,965	21
22	TOTAL ASSETS	1,364,119,091	7,419,616	-22.9%	1,371,538,707	1,584,033	-8.8%	1,369,954,674	22
Deferred outflows or resources:									
23	Deferred amounts related to net pension liability	15,317,971	8,477,718	55.3%	23,795,689	(1,778,102)	-7.5%	25,573,791	23
24	Deferred amounts related to OPEB	11,965,611	(10,799,891)	-90.3%	1,165,720	(3,548,790)	-75.3%	4,714,510	24
25	Deferred loss on bond refunding	392,468	(52,329)	-13.3%	340,139	-	0.0%	340,139	25
26	TOTAL DEFERRED OUTFLOWS OF RESOURCES	27,676,051	(2,374,502)	-8.6%	25,301,549	(5,326,891)	-17.4%	30,628,440	26
27	TOTAL ASSETS AND TOTAL DEFERRED OUTFLOWS	1,391,795,141	5,045,114	-31.5%	1,396,840,255	(3,742,858)	-26.2%	1,400,583,114	27

SEWERAGE AND WATER BOARD OF NEW ORLEANS
SEWER SYSTEM FUND
STATEMENTS OF NET POSITION
WITH PRIOR YEAR COMPARISONS
September 2023 Financials

	A	B	C	D	E	F	G	
	Prior Year	Variance	%	Current Year	Variance	%	Beginning of Year	
NET ASSETS AND LIABILITIES								
Net position								
1 Net investments in capital assets	939,884,341	11,626,527	1.2%	951,510,868	(25,081,986)	-2.6%	976,592,854	1
2 Restricted for Debt Service	30,119,548	(1,503,425)	-5.0%	28,616,123	12,268,650	75.0%	16,347,473	2
3 Unrestricted	(79,220,426)	16,128,142	-20.4%	(63,092,285)	36,716,537	-36.8%	(99,808,822)	3
4 Total net position	890,783,462	26,251,244	2.9%	917,034,706	23,903,201	2.7%	893,131,505	4
Long-term liabilities								
5 Claims payable	5,106,112	(517,409)	-10.1%	4,588,703	-	0.0%	4,588,703	5
6 Accrued vacation and sick pay	4,087,991	1,099,724	26.9%	5,187,715	823,184	18.9%	4,364,531	6
7 Net pension obligation	22,319,378	18,523,007	83.0%	40,842,385	(3,696,189)	-8.3%	44,538,574	7
8 Other postretirement benefits liability	82,894,917	(18,494,602)	-22.3%	64,400,315	1,592,358	2.5%	62,807,956	8
9 Bonds payable (net of current maturities)	296,552,193	(12,911,901)	-4.4%	283,640,292	(779,805)	-0.3%	284,420,097	9
10 Special Community Disaster Loan Payable	-	-	0.0%	-	-	0.0%	-	10
11 Southeast Louisiana Project liability	-	-	0.0%	-	-	0.0%	-	11
12 Debt Service Assistance Fund Loan payable	37,265,290	(5,939,680)	-15.9%	31,325,610	-	0.0%	31,325,610	12
13 Customer deposits	-	-	0.0%	-	-	0.0%	-	13
14 Total long-term liabilities	448,225,881	(18,240,861)	-4.1%	429,985,020	(2,060,452)	-0.5%	432,045,471	14
Current liabilities (payable from current assets)								
15 Accounts payable and other liabilities	15,044,802	(4,065,715)	-27.0%	10,979,087	(24,975,199)	-69.5%	35,954,286	15
16 Due to City of New Orleans	-	-	0.0%	-	-	0.0%	-	16
17 Disaster Reimbursement Revolving Loan	-	-	0.0%	-	-	0.0%	-	17
18 Retainers and estimates payable	2,528,048	(673,796)	-26.7%	1,854,252	(218,822)	-10.6%	2,073,074	18
19 Due to other fund	79,790	10,101	12.7%	89,891	-	0.0%	89,891	19
20 Accrued salaries	(640,644)	(136,361)	21.3%	(777,004)	(1,467,432)	-212.5%	690,427	20
21 Claims payable	1,455,836	67,645	4.6%	1,523,481	-	0.0%	1,523,481	21
22 Other postretirement benefits liability	2,505,813	345,257	13.8%	2,851,069	254,814	9.8%	2,596,255	22
23 Debt Service Assistance Fund Loan payable	-	3,037,178	0.0%	3,037,178	-	0.0%	3,037,178	23
24 Advances from federal government	1,976,305	(1,976,305)	-100.0%	-	-	0.0%	-	24
25 Other Liabilities	534,250	63,662	11.9%	597,912	43,188	7.8%	554,723	25
26 Total current liabilities (payable from current assets)	23,484,200	(3,328,335)	-14.2%	20,155,865	(26,363,449)	-56.7%	46,519,314	26
Current liabilities (payable from restricted assets)								
27 Accrued interest	1,084,367	(38,825)	-3.6%	1,045,542	-	0.0%	1,045,542	27
28 Bonds payable	14,448,000	(2,141,000)	-14.8%	12,307,000	-	0.0%	12,307,000	28
29 Retainers and estimates payable	-	-	0.0%	-	-	0.0%	-	29
30 Total current liabilities (payable from restricted assets)	15,532,367	(2,179,825)	-14.0%	13,352,542	-	0.0%	13,352,542	30
31 TOTAL CURRENT LIABILITIES	39,016,567	(5,508,160)	-14.1%	33,508,407	(26,363,449)	-44.0%	59,871,856	31
32 TOTAL LIABILITIES	487,242,448	(23,749,021)	-4.9%	463,493,427	(28,423,901)	-5.8%	491,917,328	32
Deferred inflows or resources:								
33 Amounts related to net pension liability	10,131,185	(8,655,107)	-85.4%	1,476,078	611,226	70.7%	864,852	33
34 Amounts related to total OPEB liability	3,638,046	11,197,998	307.8%	14,836,045	166,615	1.1%	14,669,429	34
35 TOTAL DEFERRED INFLOWS OF RESOURCES	13,769,231	2,542,891	18.5%	16,312,123	777,841	5.0%	15,534,281	35
36 Total Net Position, Liabilities and Deferred Inflows of Resources	1,391,795,141	2,502,223	0.2%	1,396,840,256	(3,742,858)	-0.3%	1,400,583,114	36

SEWERAGE AND WATER BOARD OF NEW ORLEANS
DRAINAGE SYSTEM FUND
STATEMENTS OF NET POSITION
WITH PRIOR YEAR AND BEGINNING OF YEAR COMPARISONS
September 2023 Financials

	A	B	C	D	E	F	G	
Assets								
Noncurrent assets:	Prior Year	Variance	%	Current Year	Variance	%	Beginning of Year	
1 Property, plant and equipment	2,128,271,658	102,127,923	4.8%	2,230,399,581	33,721,753	1.5%	2,196,677,828	1
2 Less: accumulated depreciation	(462,961,694)	(23,043,172)	5.0%	(486,004,866)	(945,361,480)	-205.8%	459,356,614	2
3 Property, plant, and equipment, net	1,665,309,964	79,084,751	4.7%	1,744,394,715	7,073,501	0.4%	1,737,321,214	3
Restricted cash, cash equivalents, and investments								
4 Cash and cash equivalents restricted for capital projects	40,354,425	17,253,711	0.0%	57,608,136	(7,253,968)	-11.2%	64,862,104	4
5 Debt service	2,045,000	8,072,701	394.8%	10,117,701	10,088,850	34968.8%	28,851	5
6 Debt service reserve	-	-	0.0%	-	-	0.0%	-	6
7 Health insurance reserve	747,632	97,600	13.1%	845,232	-	0.0%	845,232	7
8 Total restricted cash, cash equivalents, and investments	43,147,057	25,424,012	58.9%	68,571,069	2,834,882	4.3%	65,736,187	8
Current assets:								
Unrestricted and undesignated								
9 Cash and cash equivalents	17,510,189	24,714,398	141.1%	42,224,587	14,586,817	52.8%	27,637,770	9
Accounts receivable:	-							
10 Customers (net of allowance for doubtful accounts)	-	-	0.0%	-	-	0.0%	-	10
11 Taxes	599,023	(384,304)	-64.2%	214,719	(3,405,079)	-94.1%	3,619,797	11
12 Interest	-	-	0.0%	-	-	0.0%	-	12
13 Grants	3,793,570	6,235,807	164.4%	10,029,377	(4,088,730)	-29.0%	14,118,107	13
14 Miscellaneous	994,694	(406,696)	-40.9%	587,998	(860,677)	-59.4%	1,448,676	14
15 Due from (to) other internal departments	(4,154,688)	(787,071)	18.9%	(4,941,759)	(498,202)	11.2%	(4,443,557)	15
16 Inventory of supplies	1,329,364	(38,481)	-2.9%	1,290,882	-	0.0%	1,290,882	16
17 Prepaid expenses	184,360	45,483	24.7%	229,843	-	0.0%	229,843	17
18 Total unrestricted current assets	20,256,512	29,379,136	145.0%	49,635,648	5,734,129	13.1%	43,901,519	18
Other assets:								
19 Funds from/for customer deposits	-	-	0.0%	-	-	0.0%	-	19
20 Deposits	10,400	-	0.0%	10,400	-	0.0%	10,400	20
21 Total other assets	10,400	-	0.0%	10,400	-	0.0%	10,400	21
22 TOTAL ASSETS	1,728,723,932	133,887,900	208.7%	1,862,611,832	15,642,512	17.8%	1,846,969,319	22
Deferred outflows or resources:								
23 Deferred amounts related to net pension liability	1,328,677	9,060,605	681.9%	10,389,282	(1,778,102)	-14.6%	12,167,384	23
24 Deferred amounts related to OPEB	11,965,613	(10,799,892)	-90.3%	1,165,721	(3,548,790)	-75.3%	4,714,511	24
25 Deferred loss on bond refunding	30,581	(30,581)	-100.0%	-	-	0.0%	-	25
26 TOTAL DEFERRED OUTFLOWS OF RESOURCES	13,324,872	(1,769,868)	-13.3%	11,555,004	(5,326,891)	-31.6%	16,881,895	26
27 TOTAL ASSETS AND TOTAL DEFERRED OUTFLOWS	1,742,048,804	132,118,032	195.4%	1,874,166,836	10,315,621	-13.8%	1,863,851,215	27

SEWERAGE AND WATER BOARD OF NEW ORLEANS
DRAINAGE SYSTEM FUND
STATEMENTS OF NET POSITION
WITH PRIOR YEAR COMPARISONS
September 2023 Financials

	A	B	C	D	E	F	G	
	Prior Year	Variance	%	Current Year	Variance	%	Beginning of Year	
NET ASSETS AND LIABILITIES								
Net position								
1 Net investments in capital assets	2,426,329,156	87,425,907	3.6%	2,513,755,063	55,087,497	2.2%	2,458,667,566	1
2 Restricted for Debt Service	2,045,000	8,072,701	394.8%	10,117,701	10,088,850	34968.8%	28,851	2
3 Unrestricted	(1,062,547,507)	(26,267,230)	2.5%	(1,088,814,737)	(43,439,808)	4.2%	(1,045,374,929)	3
4 Total net position	1,365,826,649	69,231,378	5.1%	1,435,058,027	21,736,539	1.5%	1,413,321,488	4
Long-term liabilities								
5 Claims payable	33,445,797	1,727,355	5.2%	35,173,152	-	0.0%	35,173,152	5
6 Accrued vacation and sick pay	2,180,809	156,975	7.2%	2,337,784	90,762	4.0%	2,247,022	6
7 Net pension obligation	22,319,379	18,523,007	83.0%	40,842,386	(3,696,188)	-8.3%	44,538,574	7
8 Other postretirement benefits liability	82,894,918	(18,494,601)	-22.3%	64,400,317	1,592,358	2.5%	62,807,958	8
9 Bonds payable (net of current maturities)	-	36,690,000	0.0%	36,690,000	-	0.0%	36,690,000	9
10 Special Community Disaster Loan Payable	-	-	0.0%	-	-	0.0%	-	10
11 Southeast Louisiana Project liability	204,789,827	10,467,693	5.1%	215,257,520	(1,971,460)	-0.9%	217,228,980	11
12 Debt Service Assistance Fund Loan payable	-	-	0.0%	-	-	0.0%	-	12
13 Customer deposits	-	-	0.0%	-	-	0.0%	-	13
14 Total long-term liabilities	345,630,730	49,070,429	14.2%	394,701,159	(3,984,528)	-1.0%	398,685,686	14
Current liabilities (payable from current assets)								
15 Accounts payable and other liabilities	8,185,756	3,845,982	47.0%	12,031,738	(8,513,339)	-41.4%	20,545,077	15
16 Due to City of New Orleans	-	-	0.0%	-	-	0.0%	-	16
17 Disaster Reimbursement Revolving Loan	-	-	0.0%	-	-	0.0%	-	17
18 Retainers and estimates payable	2,133,854	537,784	25.2%	2,671,638	461,443	20.9%	2,210,195	18
19 Due to other fund	95,793	14,900	15.6%	110,693	-	0.0%	110,693	19
20 Accrued salaries	486,801	134,169	27.6%	620,969	(417,150)	-40.2%	1,038,119	20
21 Claims payable	1,394,412	(29,954)	-2.1%	1,364,457	-	0.0%	1,364,457	21
22 Total OPEB liability, due within one year	2,505,813	345,257	13.8%	2,851,069	254,814	9.8%	2,596,255	22
23 Debt Service Assistance Fund Loan payable	-	-	0.0%	-	-	0.0%	-	23
24 Advances from federal government	-	-	0.0%	-	-	0.0%	-	24
25 Other Liabilities	16,016	-	0.0%	16,016	-	0.0%	16,016	25
26 Total current liabilities (payable from current assets)	14,818,443	4,848,137	32.7%	19,666,580	(8,214,232)	-29.5%	27,880,812	26
Current liabilities (payable from restricted assets)								
27 Accrued interest	3,750	115,198	3071.9%	118,948	-	0.0%	118,948	27
28 Bonds payable	2,000,000	6,310,000	315.5%	8,310,000	-	0.0%	8,310,000	28
29 Retainers and estimates payable	-	-	0.0%	-	-	0.0%	-	29
30 Total current liabilities (payable from restricted assets)	2,003,750	6,425,198	320.7%	8,428,948	-	0.0%	8,428,948	30
31 TOTAL CURRENT LIABILITIES	16,822,193	11,273,335	67.0%	28,095,528	(8,214,232)	-22.6%	36,309,760	31
32 TOTAL LIABILITIES	362,452,923	60,343,764	16.6%	422,796,687	(12,198,759)	-2.8%	434,995,447	32
Deferred inflows or resources:								
33 Amounts related to net pension liability	10,131,185	(8,655,107)	-85.4%	1,476,078	611,226	70.7%	864,852	33
34 Amounts related to total OPEB liability	3,638,047	-	0.0%	14,836,044	-	0.0%	14,669,428	34
35 TOTAL DEFERRED INFLOWS OF RESOURCES	13,769,232	2,542,889	18.5%	16,312,122	777,841	5.0%	15,534,280	35
36 Total Net Position, Liabilities and Deferred Inflows of Resources	1,742,048,804	129,575,142	7.4%	1,874,166,836	10,315,621	0.6%	1,863,851,215	36

**OFFICE OF GENERAL SUPERINTENDENT
SEWERAGE AND WATER BOARD OF NEW ORLEANS**

November 17, 2023

To the Honorable President and members of the Sewerage and Water Board of New Orleans

The following report for the month of October is presented herewith:

Contract 1370A - Walter J. Barnes Electric Co., Inc. – 60Hz Transformer/Switchgear. This work is 100% complete. (CP Item 675-05).

Contract 1407 – Industrial & Mechanical Contractors, Inc. – Sycamore Filter Gallery Repairs. This work is 99% complete. (CP Item 122).

Contract 1413 – M.R. Pitman Group, LLC – Turbine 6 Air inlet Heater. This work is 99% complete. (CP Item 676-06).

Contract 1418 – M. R. Pittman Group, LLC – Carrollton Water Plant Utility Rack. This work is 65% complete. (CP Item 676-17)

Contract 1447 – Walter J. Barnes Electric Co., Inc. – Carrollton Water Purification Plant Boiler House Fan Modification. This work is 90% complete. (CP Item 676-17).

Contract 2129 – Wallace C. Drennan, Inc. – Water Point Repair. This work is 96% complete. (CP Item 214).

Contract 2130 – Wallace C. Drennan, Inc. – Water Point Repair. This work is 96% complete. (CP Item 175).

Contract 2142 – Wallace C. Drennan, Inc. – Water Line Replacement and Extensions. This work is 45% complete. (CP Item 239-00).

Contract 2145 – Boh Bros. Construction Co., LLC. – Water Point Repair. This work is approximately 95% complete. (O&M Item).

Contract 2158 – Wallace C. Drennan, Inc. – Water Point Repair. This work is 17% complete. (O&M Item).

Contract 2159 – Boh Bros. Construction Co., LLC. – Water Point Repair. This work is 100% completed. (O&M Item).

Contract 2162 – Boh Bros. Construction Co., LLC – Water Point Repair. This work is 34% complete. (O & M Item).

Contract 2163 – Boh Bros. Construction Co., LLC – Water Point Repair. This work is 10% complete. (O & M Item).

Contract 2164 – Boh Bros. Construction Co., LLC – Water Line Replacement and Extensions. This work is 14% complete. (CP Item 214-00).

Contract 200035 – Echologics, LLC. – Leak Detection Services. This work is 59% complete. (O&M Item).

Contract 3742 – AtaKapa Services – Cleaning & CCTV Inspection. This work is 78% complete. (O&M Item).

Contract 3799 – Industrial & Mechanical Contractors, Inc. – Installation of Sludge Dryer at the East Bank Wastewater Treatment Plant Fund 348/FEMA. This work is 99% complete. (CP Item 348).

Contract 30213 – Grady Crawford – South Shore Sewer Rehabilitation No. 1. This work is 100% completed. (CP Item 317).

Contract 30214 – Grady Crawford – South Shore Sewer Rehabilitation No. 2. This work is 100% completed. (CP Item 317).

Contract 30217 – CES – Cleaning & CCTV Inspection. This work is 66% complete. (CP Item 375).

Contract 30218 – Wallace C. Drennan, Inc. – Sewer Point Repair. This work is 74% complete. (O&M Item).

Contract 30219 – Wallace C. Drennan, Inc. – Manhole to Manhole & Sewer Point Repair. This work is 73% complete. (CP Item 318).

Contract 30227 – Fleming Construction Co., LLC – Mid City Sewer Rehabilitation Basin No. 1 (ESSA). This work is 84% complete. (CP Item 317-09).

Contract 30228 – Fleming Construction Co., LLC – Mid City Sewer Rehabilitation Basin No. 2 (S&WB Bond). This work is 87% complete. (CP Item 317-08).

Contract 30233 – Hard Rock – Carrollton Sewer Rehabilitation Basin No. 4. This work is 52% complete. (CP Item 317-08).

Contract 30236 – BLD Services, LLC – Carrollton Sewer Rehabilitation Basin No. 6 (ESSA). This work is 99% complete. (CP Item 317-09).

Contract 30237 – Wallace C. Drennan, Inc. – Sewer Point Repair. This work is 93% complete. (O&M 6621/4408).

Contract 30238 – Wallace C. Drennan, Inc. – Manhole to Manhole & Sewer Point Repair. This work is 88% complete. (CP 310).

Contract 30244 – CES – Cleaning & CCTV Inspection. This work is 90% complete. (O&M 6621/4411).

Contract 30245 – Palmisano – Mid City Sewer Rehabilitation Basin No. 3 (Interim Pavement). This work is 97% complete. (CP Item 317-08).

Contract 30248 – Fleming Construction Company, LLC – Carrollton Sewer Rehabilitation Basin No. 7. This work is 22% complete. (CP Item 317-08).

Contract 30249 – Impetus Infrastructure, LLC – Carrollton Sewer Rehabilitation Basin No. 8. This work is 7% complete. (CP Item 317-08).

Contract 30250 – BLD Services, LLC – Carrollton Sewer Rehabilitation Basin No. 9 (Manhole). This work is 91% complete. (CP Item 317-08)

Contract 5224 – Industrial & Mechanical Contractors, Inc. – Hurricane Katrina Related Repairs to New Carrollton Hospital, Marconi, Paris, and Press Drainage Underpass Stations. This work is 99% complete. (CP Item 511).

Contract 5243 – Industrial & Mechanical Contractors, Inc. – Drainage Pumping Station #4 Anti-Siphon Project. This work is 100% completed. (CP Item 535).

Contract 6266 – Baker Hughes Holdings, LLC – Operating Controls System Upgrade for Turbine 5. This work is 99% complete. (CP Item 676-14).

Contract 6267 – M. R. Pittman Group, LLC – Turbine 5 Exhaust System Fabrication and Installation. This work is 99% complete. (CP Item 676-14).

Contract 8165 – Wallace C. Drennan, Inc. – Driveways and Sidewalks Repaving. This work is 25% complete. (O&M Item).

Contract 8166 – Wallace C. Drennan, Inc. – Waterline Replacement and Extensions. This work is 91% complete. (O&M Item).

Contract 8168 – CMG Pipelines Inc. – Driveways and Sidewalks Repaving. This work is 42% complete. (O&M Item).

PLUMBING DEPARTMENT

Submitted herewith is the monthly report for work performed by the Plumbing Department.

There were 172 Plumbing permits, and no new backflow permits issued during the month of October 2023. This department complied with 322 requests for Plumbing Inspections, which consisted of inspections conducted with Licensed Plumbing Contractors, Property Owners, Tenants, Department of Health and Hospitals Sanitarians, and Environmental Inspectors.

The following numbers are the permits issued and inspections conducted:

	2023 <u>August</u>	2023 <u>September</u>	2023 <u>October</u>	2022 <u>October</u>	<u>YTD 2023</u>
Plumbing Permits Issued	200	199	172	329	
Backflow Permits Issued	<u>004</u>	<u>000</u>	<u>000</u>	<u>034</u>	
Total	204	199	172	363	2,484
Inspections Conducted					
Water	280	210	230	248	
Special	012	009	008	014	
Final	<u>140</u>	<u>121</u>	<u>070</u>	<u>107</u>	
Total	432	340	308	369	3,719


RAINFALL REPORT FOR OCTOBER 2023

The rainfall for the month of October was 1.86", compared to the 130-year average of 3.21" for the month of October. The cumulative rainfall through the tenth month of the year was 34.61", compared to the 130-year average of 50.98".

AVERAGE DAILY PUMPAGE FOR THE MONTH OF SEPTEMBER

New Orleans Side	151.19 Million Gallons Per Day
Algiers Side	14.76 Million Gallons Per Day

Respectfully submitted,



MELVIN R. SPOONER
INTERIM GENERAL SUPERINTENDENT

SEWERAGE AND WATER BOARD Of New Orleans Board Report



Month of October 2023

Human Resources Activities

Beginning of 2023 Vacant Positions: 380

Current Vacant Positions: 370

October New Hires: 9

October Promotions: 10

October Resignations: 3

October Retirees: 1

Benefits

Eligible Retirees (Not in DROP): 1

DROP Program Participants

- Beginning Balance: 64
- New Member(s): 1
- Member(s) Removed: 2

Employee Relations

Grievances: 3

Disciplinary Actions:

Terminations: 4

Suspensions: 1

Demotions: 0

Mediations: 1

Counseling/Support Sessions: 5

Proposed Actions Dismissed: 2

Human Resources Hiring Activities

JANUARY 2022 - DECEMBER 2022

MONTH	NEW HIRES	RESIGNATIONS	TERMINATIONS	ENDED DROP	RETIREMENT
JANUARY	7	9	3	1	6
FEBRUARY	11	14	3	1	8
MARCH	25	6	0	3	2
APRIL	12	15	2	1	3
MAY	16	15	6	1	2
JUNE	59	19	2	2	4
JULY	34	11	5	0	3
AUGUST	14	13	1	1	3
SEPTEMBER	16	11	3	0	0
OCTOBER	7	5	3	3	1
NOVEMBER	21	9	0	1	0
DECEMBER	27	10	5	1	2
TOTALS	249	137	33	15	35

249 New Hires
88% Left (220)

Monthly Activity Report October 2023				
ORIENTATION DATE	JOB TITLE	Action		
10-Oct-23	Laborer	1		
	Networks Maintenance Technician 1	1		
	Utilities Plant Worker	1		
25-Sep-23	Community Outreach Specialist	1		
	Environmental Enforcement Technician I	2		
	Laborer	1		
	Networks Maintenance Technician 1	1		
	Utilities Plant Worker	1		
TOTAL		9		
Promotions	JOB TITLE	Action		
	Administrator Support Supervisor	1		
	Boiler Plant Operator	1		
	Chief Accountant	1		
	Customer Service Sr. Associate	1		
	Engineering Intern I	1		
	Office Assistant	2		
	Sr. Office Support Specialist	1		
	Utilities Master Maintenance Specialist I	1		
	Utilities Maintenance Technician III	1		
TOTAL		10		
Monthly Activity Report October 2023				
Resignations	JOB TITLE	Action		
	Management Development Analyst I	1		
	Meter Reader Trainee	1		
	Office Worker	1		
TOTAL		3		

[illegible]

Human Resources Hiring Activities

JANUARY 2023 - OCTOBER 2023

MONTH	NEW HIRES	RESIGNATIONS	TERMINATIONS	DROP	RETIREMENT
JANUARY	2	10	3	3	1
FEBRUARY	7	7	8	1	2
MARCH	21	6	6	0	1
APRIL	20	6	2	1	0
MAY	13	10	7	1	0
JUNE	26	12	15	1	1
JULY	63	11	4	2	2
AUGUST	13	5	7	2	2
SEPTEMBER	13	5	1	3	4
OCTOBER	9	3	4	3	1
NOVEMBER					
DECEMBER					
TOTALS	187	75	57	17	14

187 New Hires

Hiring Classifications

JANUARY 2022 - DECEMBER 2022

MONTH	CITY-WIDE	SWB	DIRECT HIRE	UNCLASSIFIED	TOTAL POSITIONS
JANUARY	3	1	3	0	7
FEBRUARY	0	9	2	0	11
MARCH	4	16	1	0	21
APRIL	6	3	2	0	11
MAY	5	6	4	0	16
JUNE	3	18	14	1	36
JULY	4	14	4	0	22
AUGUST	1	6	6	0	13
SEPTEMBER	3	9	2	1	15
OCTOBER	3	2	1	1	7
NOVEMBER	2	6	12	0	20
DECEMBER	8	1	8	0	17
TOTAL HIRES	42	91	59	3	196

Hiring Classifications

JANUARY 2023 - OCTOBER 2023

MONTH	CITY-WIDE	SWB	DIRECT HIRE	UNCLASSIFIED	TOTAL POSITIONS
JANUARY	1	0	2	0	3
FEBRUARY	0	0	7	1	8
MARCH	4	8	7	2	21
APRIL	4	16	0	0	20
MAY	8	4	0	0	12
JUNE	17	3	5	1	26
JULY	2	30	31	0	63
AUGUST	4	2	7	0	13
SEPTEMBER	0	11	2	0	13
OCTOBER	0	6	2	1	9
NOVEMBER					
DECEMBER					
TOTAL HIRES	40	80	63	5	188

**SEWERAGE AND WATER BOARD OF NEW ORLEANS
OFFICE OF SPECIAL COUNSEL**

November 15, 2023

To the Honorable President and Members of the Sewerage and Water Board of New Orleans:

The following represents Legal Department's report of activities for October 2023.

**OCTOBER 2023 FURNISHING CONTRACTS
EXECUTED BEFORE SPECIAL COUNSEL**

1. Verily Life Services, LLC (No Cost to the Board) for Water Sample Collection
2. Industrial Welding Supply of Harvey, Inc. (\$27,481.00) for Laboratory & Welding Gases
3. MST Enterprises, (\$730,000.00) for River and Mason Sand
4. Morton Salt, Inc. (\$61,908.00) for Sodium Chloride
5. Balthazar Electiks (\$70,980.00) for Industrial Enersys Batteries and Racks
6. Voigt Abernathy Sales Corp (\$74,248.00) for (Carver RS Series Pump)

OCTOBER 2023 CIVIL SUITS FILED AGAINST BOARD

Darnell Fogan v. SWBNO, No. 2023-11409, CDC. In this case, plaintiff file a Petition for Damages, alleging a 2022 automobile accident involving a SWBNO vehicle and driver.

Respectfully submitted,



**YOLANDA Y. GRINSTEAD
SPECIAL COUNSEL**

OCTOBER 2023

SWBNO SAFETY REPORT



Executive Summary

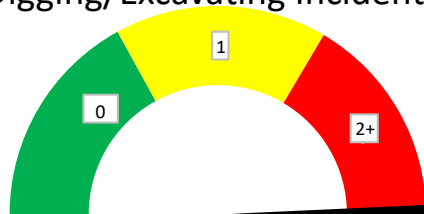
We are pleased to present the October 2023 Safety Report. The purpose of this report is to present data tracked by the Safety Department, Risk Management Office, Claims Office, Accident Review Board, and the Workers' Compensation Office, and to provide a summary of actions taken to improve employee safety and reduce risks in our operations. The data collected by the departments are analyzed on a monthly basis for both leading and lagging indicators to identify emerging risks, measure the impact of previously implemented policies, and to pinpoint areas of operations where additional safety training would be most beneficial.

The Workers' Compensation Unit is happy to report that on the second anniversary of the project to close out aging Workers' Compensation claims, the number of claims open longer than one year has gone from 53 to 18. Part of achieving closure on two-thirds of the claims that were open for over a year in October 2021 has been the result of settling those claims, thereby bringing all costs on the claims to an end. The settlements reached in the past two years have saved the Board nearly \$7.4 million. Workers' Compensation has also closed many other claims through administrative means in an effort to drive down overall Workers' Comp costs. The office expects to finalize several more older claims in the coming months. Additionally, Workers' Comp has continued to aggressively pursue all means to bring down medical, prescription, and indemnity costs in order to manage open claims in the most fiscally responsible manner possible.

In October, 16 Board supervisors attended Asbestos Awareness training, conducted by Safety. The training provides background information on asbestos, education on the health effects of asbestos, worker protection systems, potential locations and uses of asbestos in Board facilities, recognition of damage to and deterioration of asbestos-containing materials, and the use of PPE while handling asbestos-containing materials. Because the health of our employees is at the heart of everything Safety and Risk Management do, Workers' Comp sends notices to each employee who has had a known potential exposure to asbestos-containing material every year reminding them to schedule an annual checkup to include lung screening so that any health concerns that may arise are caught as soon as possible.

This month, two new indicators have been added to the dashboard below. Safety and Risk Management have been focusing on decreasing the frequency of both digging and excavating incidents and motor vehicle incidents by providing new and innovative training as well as increasing accountability. The new indicators will provide insight into the ongoing efforts to improve employee safety.

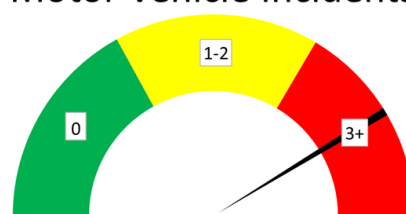
Digging/Excavating Incidents



5 Digging/Excavating Incidents

Target: 0 Digging/Excavating Incidents

Motor Vehicle Incidents



3 Motor Vehicle Incidents

Target: 0 Motor Vehicle Incidents

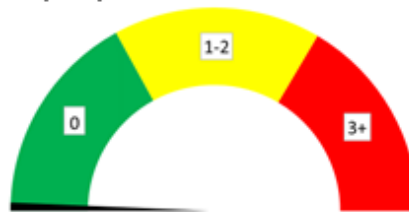
Recordable Injuries



1 Recordable Injury

Target: 0 Recordable Injuries

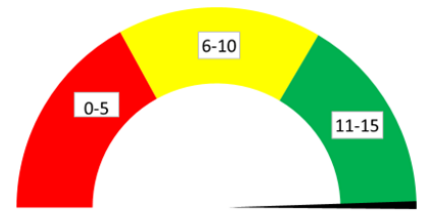
Improper PPE Use Incidents



0 Improper PPE Use Incidents

Target: 0 Improper PPE Use Incidents

OSHA Training Completions



47 OSHA Training Completions

Target: 10+ OSHA Training Completions

Safety

Safety Incident Investigation Report

Below is the Safety Incident Investigation tracking report for incidents that required a Safety Investigation. The report outlines the events leading up to the incident and recommended action to prevent the same type of incident from happening again.

Department	Date of Incident	Description	Recommended Action	Closed Date
Security	9/27/2023	Employee was entering a stall in a ladies' restroom when the metal feminine product box scratched the employee's left arm.	The Safety Department recommends Facility Maintenance mitigate the hazard on the metal box by placing foam cushions on the edges or covering the pointed edges to reduce the risk of injury. Managers and supervisors of Facility Maintenance are responsible for implementing this preventive action immediately.	10/5/2023
Budget	9/25/2023	While walking to the restroom, employee slipped and fell to the floor.	The Safety Department recommends employees are attentive and use caution when walking in the halls of Board facilities. It is also recommended that employees use proper foot placement when walking in shoes that are not slip-resistant. Employees are responsible for immediately implementing these preventive actions.	10/11/2023
Grounds Maintenance	9/12/2023	Employee reached up to catch a falling landing gear ramp attached to a flatbed trailer and felt a pop in his left shoulder.	The Safety Department recommends that employees conduct a Job Hazard Analysis (JHA) prior to performing all work tasks. It is recommended that in inclement weather, or when surfaces are wet, employees get assistance and enlist another employee on the opposite side when lowering landing gear ramps onto trailers to reduce the risk of injury. It is also recommended that safety gloves that provide grip and are slip-resistant are used when surfaces are wet or slick in lieu of leather gloves.	10/3/2023
Emergency Service	9/24/2023	While opening a sewer manhole with a screwdriver and lifting, employee felt discomfort in his lower back.	The Safety Department recommends that supervisors and managers modify work tasks and use of tools to suit the worker to eliminate discomfort and risk of injury. Supervisors and managers are responsible for discussing ergonomics with employees to reduce the risk of injury. This preventive action should be immediately implemented.	10/6/2023
Security	9/11/2023	Employee slipped while using a set of stairs and injured their right leg.	The Safety Department recommends employees are attentive and use caution when using stairs at Board facilities. It is also recommended that employees use proper foot placement when walking in shoes that are not slip-resistant. It is recommended that railings are added to the stairs to allow employees to maintain three points of contact on both sides when using the stairway to reduce the risk of injury. It is also recommended that the Safety Department establish a written policy for proper footwear for office personnel to reduce slip and fall hazards due to the reoccurrence of falls.	10/6/2023
Networks	9/29/2023	Employee was lifting the ramp to a trailer when he felt discomfort in his lower back.	The Safety Department recommends that employees get assistance when manually lifting landing gear ramps that are not properly functioning to reduce the risk of injury. Safety recommends that all tools and equipment are inspected prior to use. Safety also recommends that preventive maintenance is conducted on all SWB equipment regularly, all defective tools and equipment are reported to supervisors, and are tagged for nonuse. Additionally, defective tools and equipment should not be used as loaners.	10/11/2023
Networks	9/20/2023	Employee was digging in a mud plot and became stuck. Two co-workers attempted to pull the employee out of the hole, which caused a hip injury.	The Safety Department recommends a Job Hazard Analysis (JHA) is conducted before performing any excavation operation to assess the condition of the hole before an employee is allowed to enter in order to reduce the risk of injury. The foreman on site is responsible for making sure a JHA is conducted prior to excavation operations.	10/6/2023

Safety

Safety Training

The Safety Department has conducted the following safety training since last month:

Back Injuries and Prevention

Attitude and Safety

OSHA 10 training (32 employees)

OSHA 30 training (15 employees)

Safety Coordinators

Completed 23 jobsite visits and inspections.

Safety Liaison Program

The Safety Liaison Program participants completed 11 Job Hazard Analyses.

Safety Hazard Issues

There were no safety hazard issues reported.

Safety Investigations

Safety concluded 7 safety investigations.

Recordable Injuries by Department

Departmental View of Recordable Injuries: 2023	
Department	Recordable Injuries
Garage 2 (Body Shop)	1
Electric Shop	1
Zone 5	3
Machine Shop	1
Emergency (Networks)	1
Zone 3	2
Zone 7	3
Service Request Center	1
Meter Reading and Investigations	4
Communications-Drainage/Sewer	1
Total	18

OSHA 10 AND OSHA 30 TRAINING

SWBNO Employee OSHA 10 Completions by Month													
Year	Jan	Feb	Mar	Apr	May	Jun	Jul	Aug	Sept	Oct	Nov	Dec	Total
2023	7	9	19	5	10	16	10	16	38	32	-	-	162
2022	12	17	19	17	24	30	12	34	46	36	54	22	323
2021	1	5	1	0	0	9	10	0	0	1	0	0	27
2020	0	0	0	0	0	0	0	0	4	1	1	2	8

SWBNO Employee OSHA 30 Completions by Month													
Year	Jan	Feb	Mar	Apr	May	Jun	Jul	Aug	Sept	Oct	Nov	Dec	Total
2023	1	10	5	8	6	0	0	11	0	15	-	-	56
2022	1	0	1	0	1	0	1	0	1	1	0	1	7
2021	1	0	0	0	1	0	0	0	1	2	0	0	5
2020	0	0	0	0	0	1	0	0	0	0	1	0	2



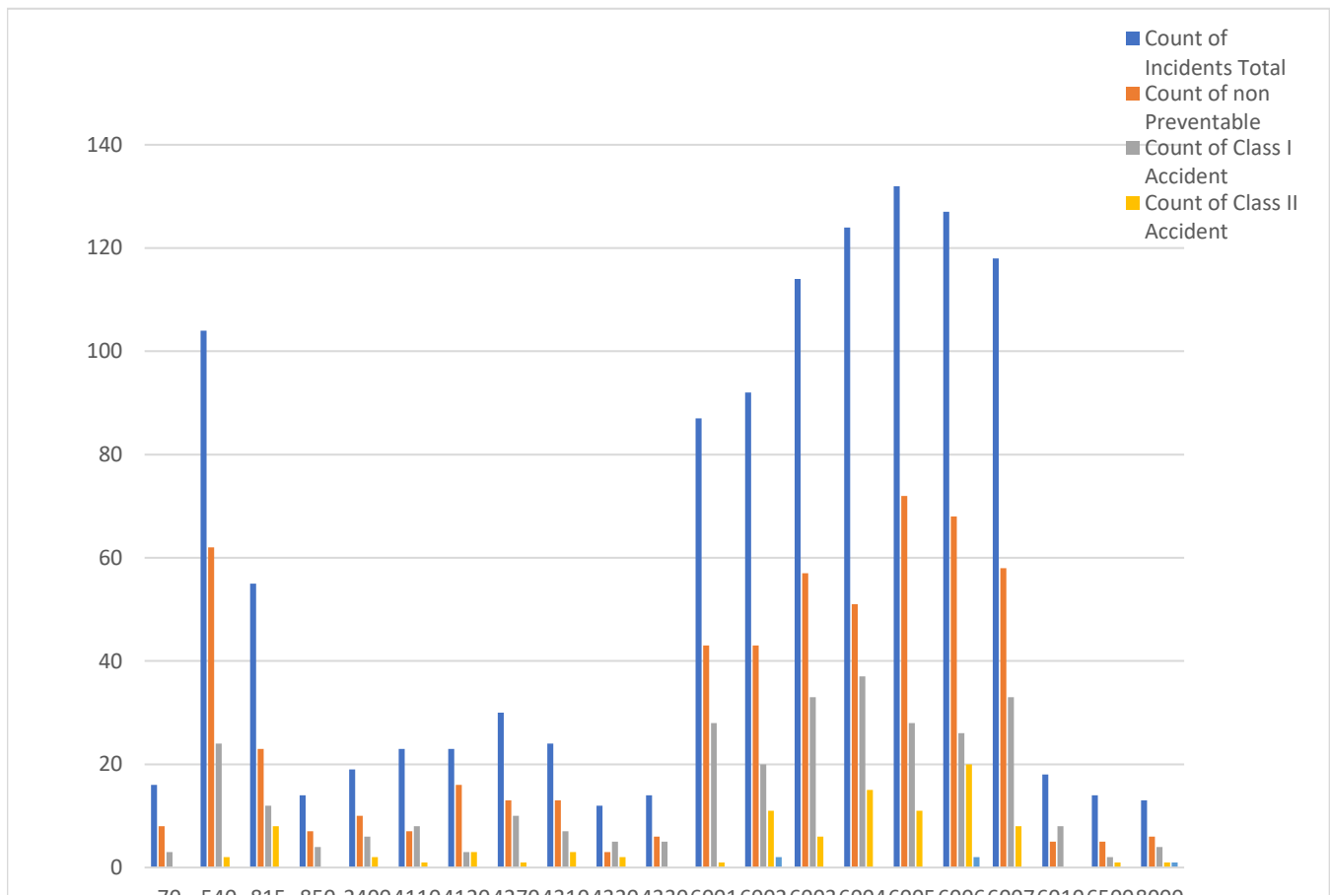
Accident Review Board

2007-2023

The Purpose and Mission of the Accident Review Board is to reduce the number of safety related incidents and injuries to Sewerage and Water Board equipment and staff. We strive to reduce incidents by recognizing areas that need improvement and create training opportunities to mitigate any future incidents.

Accident Review Board Data

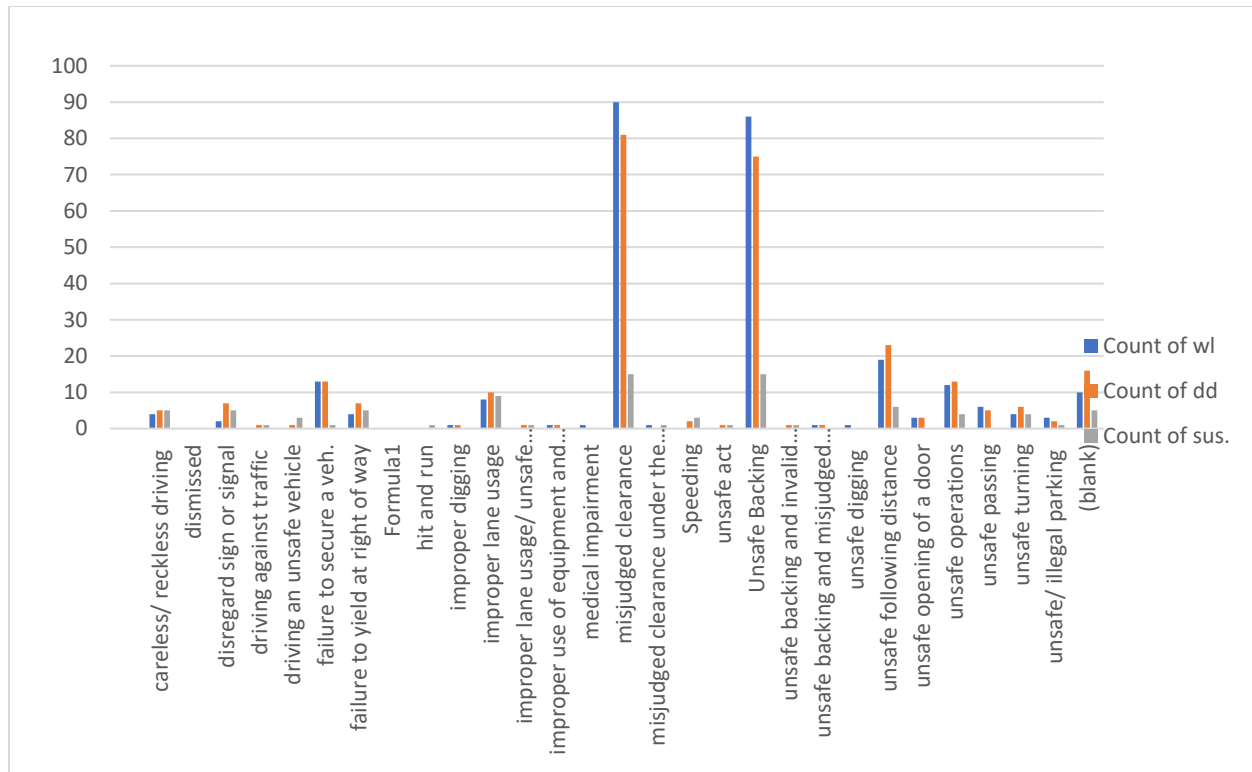
The graph reflects the information collected in the Safety Unit, ARB folders with 10 or more accidents from 2007-2023 by Department Organization Codes. Please see the next page for ARB Classification Descriptions.



*Chart lists departments with 10 or more incidents.

6001-Networks Zone 1
 6002-Networks Zone 2
 6003-Networks Zone 3
 6004-Networks Zone 4
 6005-Networks Zone 5
 6006-Networks Zone 6
 6007-Networks Zone 7
 6010-Field Service Center
 6500-Technical Services
 0540-Meter Reading
 0815-Grounds Maintenance
 0850-Warehouse & Grounds
 4110-Outside Systems
 4120-In Plant Systems
 4270-Meter Repairs
 4310-Carrollton

Accident Review Board Data



Disposition Legend

wl: warning letter

dd: defensive driving

sus.: suspension



ARB CLASSIFICATION DESCRIPTIONS

Offense Classifications

A preventable “Vehicle”, “Heavy Equipment” and “Non-Vehicular” accident falls into one of three classifications, Class I, II, or III, defined as follows:

- **Class I Accident** is an accident in which the involved employee(s) shared a portion or all the responsibility for its occurrence. The potential severity of a Class I accident is considered by the ARB to be minor in nature. A Class I accident remains on an employee’s record for one (1) year.
- **Class II Accident** is an accident in which the involved employee(s) shared a portion or all the responsibility for its occurrence. The potential severity of a Class II accident is considered by the ARB to be of serious consequence. A Class II accident remains on an employee’s record for two (2) years.
- **Class III Accident** is an accident in which the involved employee(s) has flagrantly disregarded traffic laws and safe driving or operational practices. Any accident in which there is the potential for loss of life, severe, and long-lasting debilitating injuries and/or extensive property damage is classified as a Class III accident. A Class III accident remains on an employee’s record for three years.



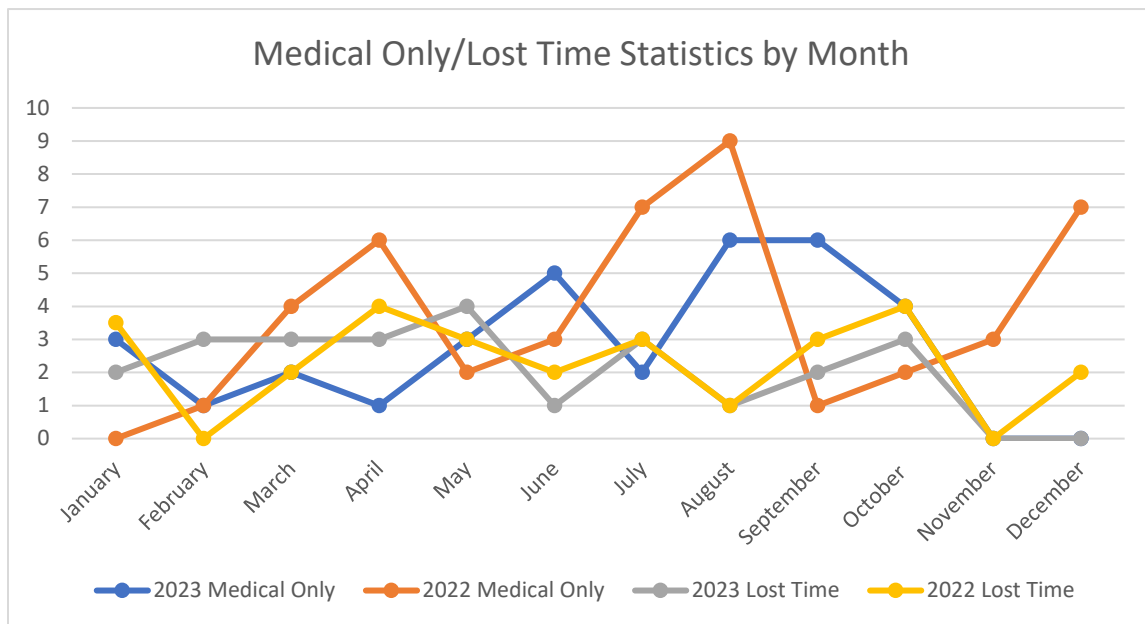
ARB HEARING OUTCOMES

October Accident Review Board Findings					
Type of Incident	Number of Incidents	Assigned Defensive Driving	Issued Warning Letter	Recommended Suspension	Specific Training Assigned
Non-Preventable	2				
<u>Class 1:</u>	7				
Misjudged Clearance	3		2		
Unsafe Backing	3	2	3		
Unsafe Following Distance	1	1	1		
<u>Class II:</u>					
Failure to Yield at Right of Way	0	0	0	0	
<u>Class III:</u>					
Misjudged Clearance and under the influence	0			0	

These findings represent the outcomes of hearings held in this reporting period, and do not necessarily relate to incidents which occurred in the reporting period.



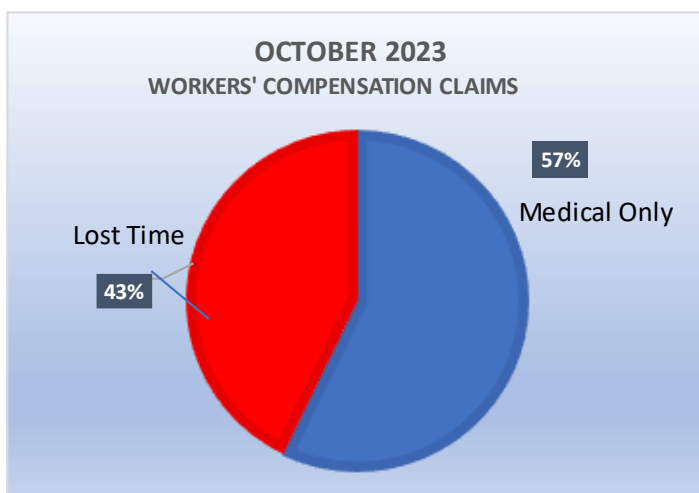
Workers' Compensation Monthly Claims Statistics



Medical Only: Of the 7 claims, 4 claims required medical treatment only and the employees returned to work within a week.

Lost Time: Of the 7 claims, 3 claims required medical treatment and paid wages as the employees were not able to return to work within the week of the injury.

Goal: The Safety Department will evaluate claims in a timely manner that ensures proper Personal Protective Equipment (PPE) and safety training are made available to department managers to reduce accidents. The Workers' Compensation Office will evaluate claims in a timely manner that ensures prompt medical treatment so that employees are returned into the workforce as efficiently and medically stable as possible. This will aid in maintaining an active and healthy workforce.





Workers' Compensation Personal Protection Equipment (PPE) Monthly Statistics

Workers' Compensation tracks the use of Personal Protection Equipment (PPE). This safety equipment should be used during work activity to protect against health and safety risks. The information below details the use of PPE as it relates to the body part injured as a result of the accident.

October 2023 Personal Protection Equipment Statistics

Department	Body Part Injured	Accident Type	PPE? Yes/No or N/A
Zone 5	Neck and Shoulder	Vehicle Collisions	Yes
Meter Reading & Investigation	Neck and Shoulder	Vehicle Collisions	Yes
Emergency Management	Head	Lacerations	Yes
Grounds Maintenance	Back	Lifting	Yes
Meter Reading & Investigation	Chest and Neck	Vehicle Collisions	Yes
Meter Reading & Investigation	Arm	Puncture Wounds	Yes
Zone 6	Neck	Vehicle Collisions	Yes



Workers' Compensation Claims Tracking

Total Open Claims by Date*

Number of Open Claims (09-26-2023)	Number of Open Claims (10-31-2023)	Net Change
33	27	-6

Total Extended Open Claims by Date (Claims Open Longer than One Year)

Number of Extended Open Claims (10-01-2023)	Number of Extended Open Claims (10-31-2023)	Net Change
18	18	0

*Number of claims are captured on payroll dates and are based on total weekly and bi-weekly payroll indemnity recipients, and do not include medical-only claims.

Workers' Compensation Claims Settled

Date of Injury	Date Settlement Finalized	Projected Future Indemnities	Projected Future Medicals	Projected Future Exposure Total	Settlement Amount	Projected Savings
April 16, 2014	December 20, 2021	\$24,286.08	\$60,481.74	\$84,767.82	\$24,000.00	\$60,767.82
July 20, 1983	February 25, 2022	\$0.00*	\$15,000.00	\$15,000.00	\$14,000.00	\$1,000.00
June 20, 2019	April 13, 2022	\$210,702.96	\$10,000.00	\$220,702.96	\$67,500.00	\$153,202.96
July 2, 2018	April 13, 2022	\$197,664.04	\$19,289.42	\$216,953.46	\$75,000.00	\$141,953.46
January 22, 1996	April 13, 2022	\$251,059.38	\$65,000.00	\$316,059.38	\$150,000.00	\$166,059.38
September 14, 2018	April 13, 2022	\$118,950.28	\$37,175.22	\$156,125.50	\$67,000.00	\$89,125.50
June 11, 2018	April 13, 2022	\$175,000.00	\$160,000.00	\$335,000.00	\$110,000.00	\$225,000.00
November 26, 2019	May 31, 2022	\$150,169.76	\$100,000.00	\$250,169.76	\$87,500.00	\$162,669.76
February 28, 2000	June 3, 2022	\$0.00	\$184,250.00	184,250.00	\$21,000.00	\$163,250.00
August 4, 2016	June 13, 2022	\$85,000.00	\$1,534,187.18	\$1,619,187.18	\$10,000.00	\$1,609,187.18
March 8, 2019	August 10, 2022	\$70,785.83	\$14,781.80	\$85,567.63	\$82,781.80	\$2,785.83
November 1, 2015	November 9, 2022	\$393,089.04	\$904,521.41	\$1,297,610.45	\$50,000.00	\$1,247,610.45
November 3, 2009	February 6, 2023	\$178,000.00	\$2,200,000.00	\$2,378,000.00	\$170,000.00	\$2,208,000.00
January 4, 2016	February 10, 2023	\$51,311.00	\$740,000.00	\$791,311.00	\$45,000.00	\$746,311.00
January 8, 1997	March 27, 2023	\$249,186.00	\$81,922.36	\$331,108.36	\$120,000.00	\$211,108.36
March 25, 2020	September 28, 2023	\$4,944.16	\$220,000.00	\$224,944.16	\$24,000.00	\$200,944.16

Total projected savings for claims settled since October 2021: \$7,388,975.86

These claims include those that had open payroll indemnity benefits; settlement of medical-only claims is not included. Underlined dates represent settlements finalized in the current Safety Report's reporting period.

*Although there was no statutory future indemnity exposure, indemnities were still being paid, and would have continued to be paid in the absence of settlement or termination of indemnities, which likely would have resulted in litigation and associated costs.



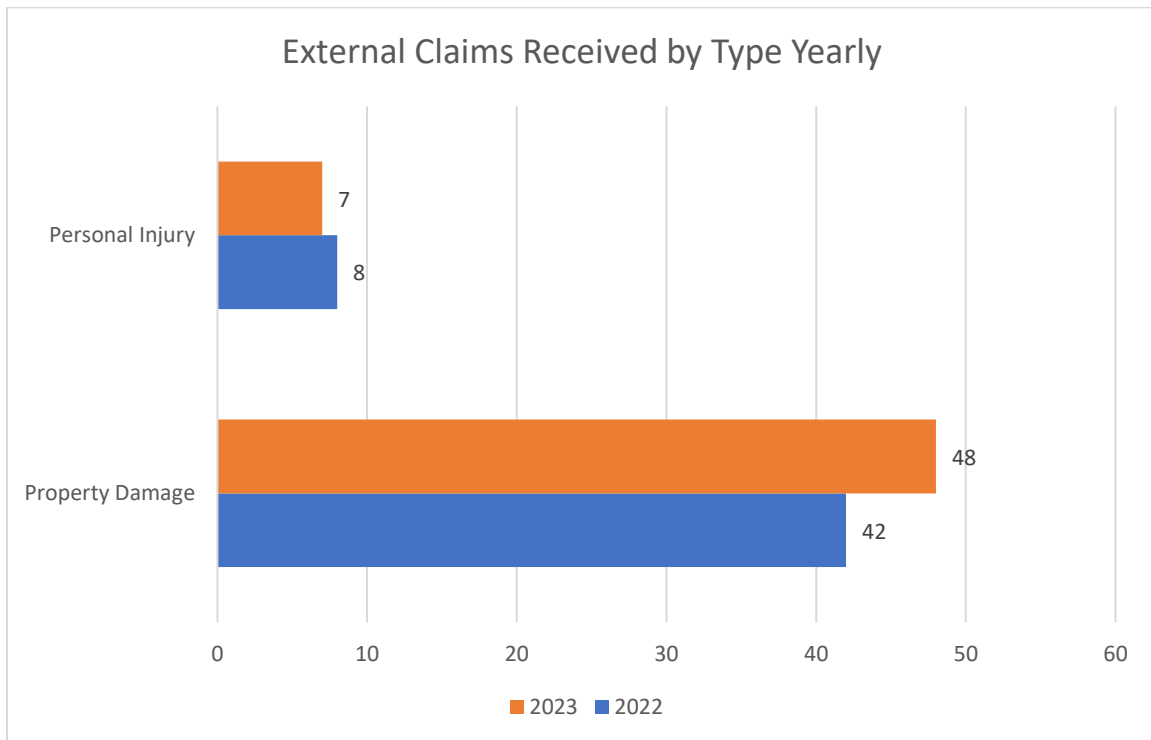
Claims Office

External Claims:

There has been report of 7 total claims since last month's report. These claims include property damage and personal injury external claims from members of the public and do not include employee claims. Compared to October 2022's total of 41 claims total for the year, the claims increased by 14.

All Major Claims (Claims with a demand in excess of \$5,000.00 in damages) are listed below:

Property damage claim: \$20,065.00



External Claims Received by Month of 2022 and 2023

Year	Jan	Feb	Mar	Apr	May	Jun	Jul	Aug	Sept	Oct	Nov	Dec	Total
2023	3	3	3	2	4	3	8	13	9	7	-	-	55
2022	3	7	6	1	5	4	3	1	7	4	6	3	50

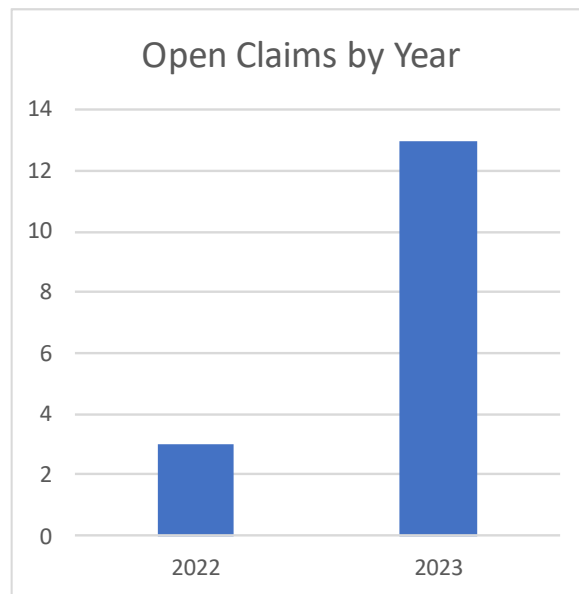


2023 Open and Closed Damage Claims

Month	Jan	Feb	Mar	Apr	May	Jun	Jul	Aug	Sept	Oct	Nov	Dec	Total
Received Claims	3	3	3	2	4	3	8	13	9	7	-	-	55
Closed Claims	6	10	10	3	2	8	9	24	19	22	-	-	113

2022 Open and Closed Damage Claims

Month	Jan	Feb	Mar	Apr	May	Jun	Jul	Aug	Sept	Oct	Nov	Dec	Total
Received Claims	3	7	6	1	5	4	3	1	7	4	6	3	50
Closed Claims	3	3	15	2	4	3	11	1	4	4	29	4	84



Open Claims By Incident Year and Status	
Year, Number of Claims	Status
2021, 0 Claims	
2022, 3 Claims	In Review
2023, 13 Claims	In Review
16 Claims	TOTAL

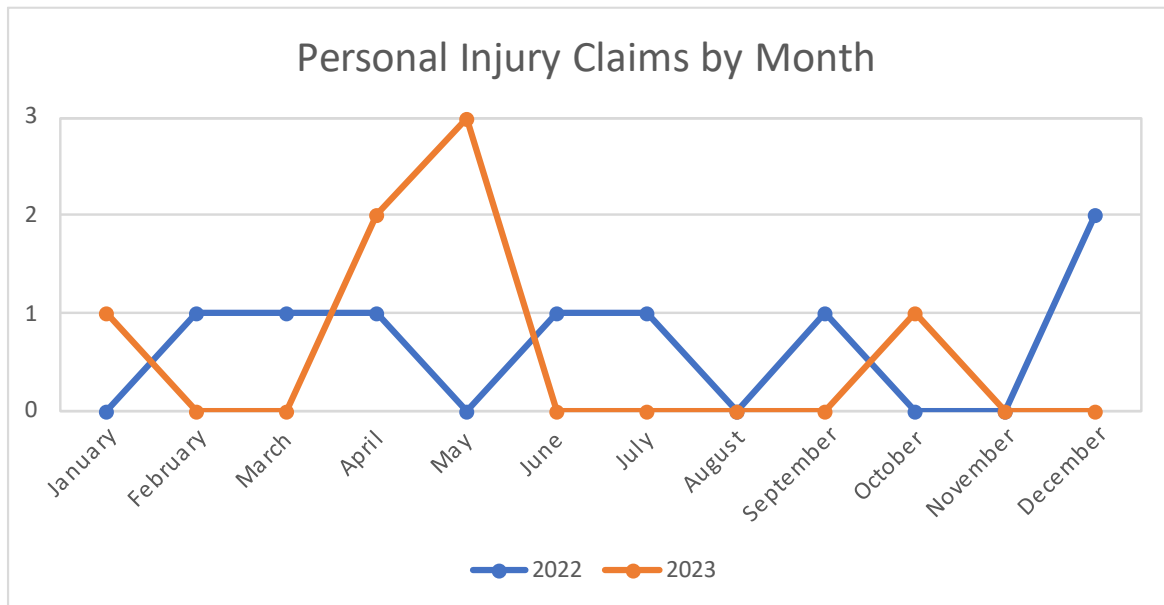
Open Claims By Type	
Number of Claims	Type
13 Claims	Property Damage
1 Claim	Personal Injury
2 Claims	Auto Liability
16 Claims	TOTAL

External Personal Injury Claims

There has been report of 1 external personal injury claim since last month's report. These claims include those made by members of the public and do not include employee claims. Compared to last month's report of 0 total personal injury claims, the incidents increased by 1, and increased by 1 for the year as compared to October 2022.

All Major Incidents (Claims with a demand in excess of \$5,000.00 in damages) are listed below:

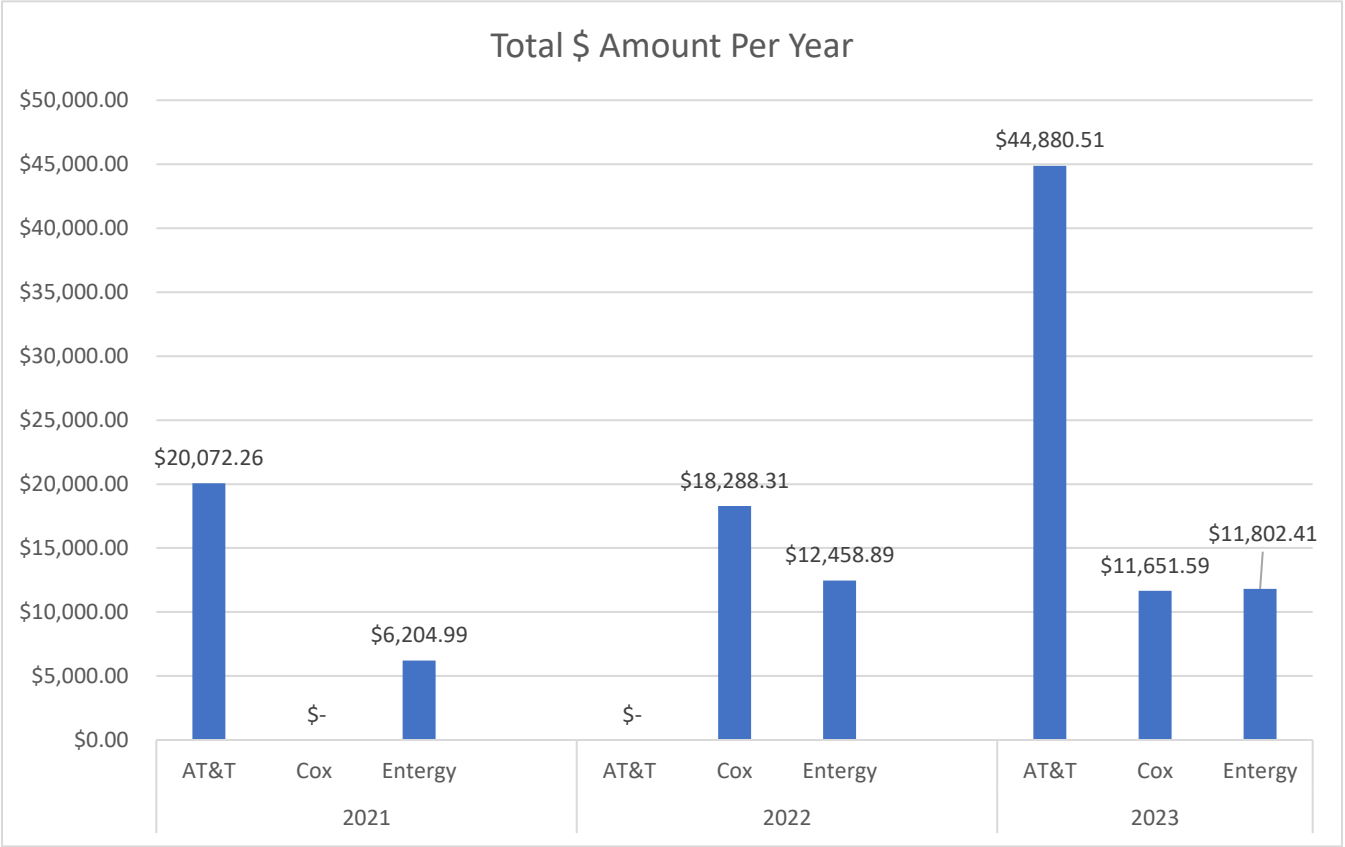
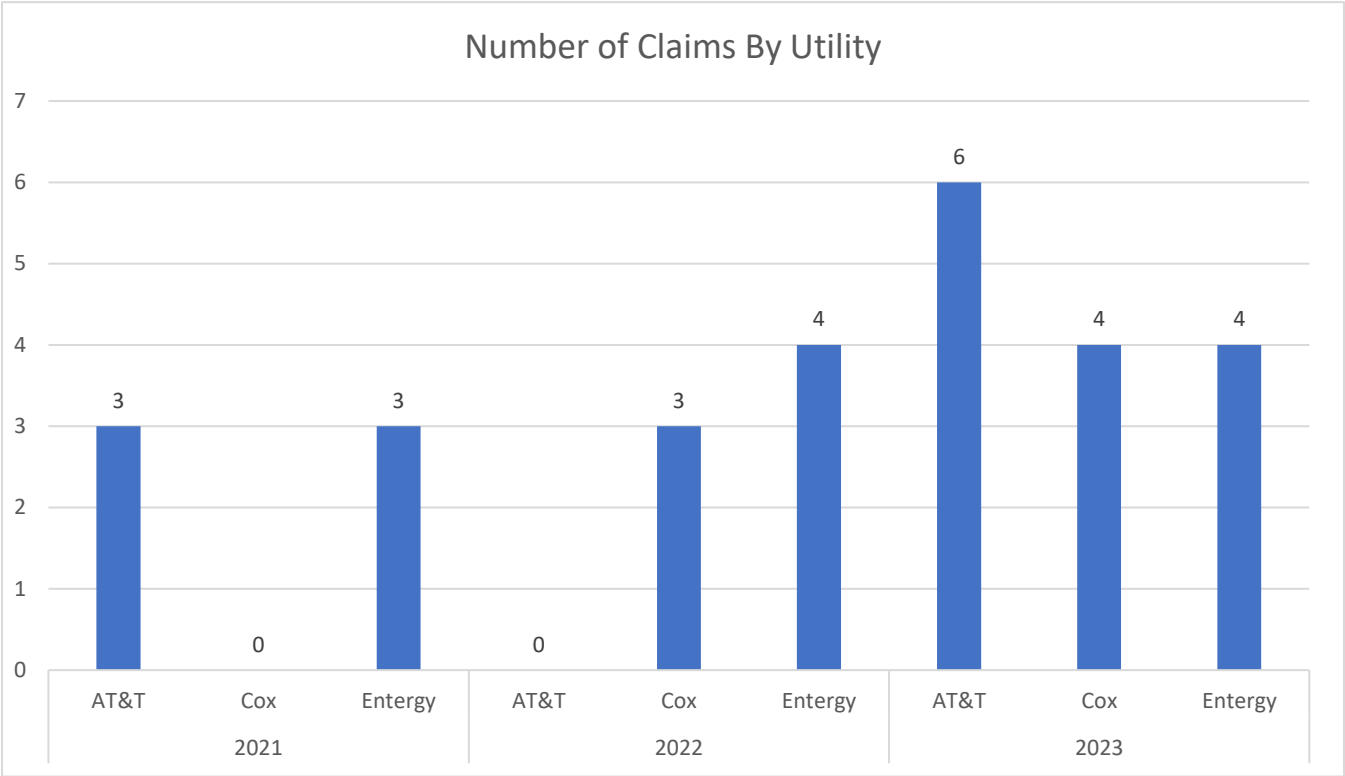
None.



External Personal Injuries Claims: 2022 and 2023

Year	Jan	Feb	Mar	Apr	May	Jun	Jul	Aug	Sept	Oct	Nov	Dec	Total
2023	1	0	0	2	3	0	0	0	0	1	-	-	7
2022	0	1	1	1	0	1	1	0	1	0	0	2	8

External Damage Claims by Utility



Project Delivery Unit
October 2023 Closeout Snapshot

FEMA Public Assistance	# of Project Worksheets	FEMA Obligated	FEMA Revenue Received per LAPA	FEMA Obligation Balance	% Financially Complete	# of Projects Submitted for Closeout	OBLIGATED Value of Projects Submitted for Closeout	POTENTIAL Value of Projects Submitted to Closeout	# of Projects Officially Closed	OBLIGATED Value of Projects Officially Closed	% Submitted	% Closed	# of Projects Submitted but Not Officially Closed	OBLIGATED Value of Projects Submitted but Not Officially Closed
Hurricane Katrina - St. Joseph Headquarters	20	\$ 6,270,560.23	\$ 5,986,349.52	\$ 284,210.71	95%	19	\$ 2,236,513.15	\$ 2,236,513.15	19	\$ 2,236,513.15	95%	95%	0	\$ -
Hurricane Katrina - Central Yard	42	\$ 28,077,335.85	\$ 28,130,868.20	\$ (53,532.35)	100%	42	\$ 28,077,335.85	\$ 27,796,562.49	39	\$ 25,299,020.60	100%	93%	3	\$ 2,778,315.25
Hurricane Katrina - Wastewater Treatment Plant	128	\$ 89,218,231.87	\$ 89,120,442.29	\$ 97,789.58	100%	128	\$ 89,218,231.87	\$ 88,326,049.55	124	\$ 80,042,777.25	100%	97%	4	\$ 9,175,454.62
Hurricane Katrina - Carrollton Water Plant	55	\$ 76,019,829.37	\$ 67,948,636.11	\$ 8,071,193.26	89%	54	\$ 64,304,777.65	\$ 63,661,729.87	52	\$ 14,288,601.18	98%	95%	2	\$ 50,016,176.47
Hurricane Katrina - Distribution Network	27	\$ 251,398,798.15	\$ 217,309,547.08	\$ 34,089,251.07	86%	25	\$ 119,001,330.25	\$ 117,811,316.95	21	\$ 36,758,635.60	93%	78%	4	\$ 82,242,694.65
Hurricane Katrina - Pump Stations	166	\$ 83,455,645.96	\$ 77,724,571.37	\$ 5,731,074.59	93%	166	\$ 83,455,645.96	\$ 82,621,089.50	148	\$ 69,443,803.38	100%	89%	18	\$ 14,011,842.58
Hurricane Gustav	9	\$ 667,553.90	\$ 667,553.90	\$ -	100%	9	\$ 667,553.90	\$ 660,878.36	8	\$ 665,778.64	100%	89%	1	\$ 1,775.26
Hurricane Isaac	8	\$ 1,366,275.11	\$ 1,086,830.12	\$ 279,444.99	80%	8	\$ 1,366,275.11	\$ 1,352,612.36	6	\$ 1,044,149.16	100%	75%	2	\$ 322,125.95
Tropical Storm Nate	2	\$ 367,501.26	\$ 367,501.26	\$ -	100%	2	\$ 367,501.26	\$ 363,826.25	2	\$ 367,501.26	100%	100%	0	\$ -
Hurricane Barry	2	\$ 947,134.10	\$876,848.48	\$ 70,285.62	93%	1	\$ 887,938.21	\$ 879,058.83	0	\$ -	50%	0%	1	\$ 887,938.21
Hurricane Sally	2	\$ 18,723.43	\$ 18,723.43	\$ -	100%	2	\$ 18,723.43	\$ 18,723.43	2	\$ 18,723.43	100%	100%	0	\$ -
Hurricane Zeta	7	\$ 892,098.12	\$ 192,055.86	\$ 700,042.26	22%	0		\$ -	0			0%		
Disaster Winter Storm	2	\$ 85,982.86	\$ 85,982.86	\$ -	100%	0		\$ -						
LA COVID-19	2	\$ 2,186,399.50	\$1,680,769.27	\$ 505,630.23	77%	0								
Hurricane Ida	12	\$ 10,174,007.26	\$ 1,178,222.88	\$ 8,995,784.38	12%	0								
Total	484	\$ 551,146,076.97	\$ 492,374,902.63	\$ 49,269,759.73	89%	456	\$ 389,601,826.64	\$ 385,728,360.74	421	\$ 230,165,503.65	94%	87%	35	\$ 159,436,322.99

FEMA Joint Infrastructure	# of Project Worksheets	FEMA Obligated	FEMA Revenue Received per LAPA	FEMA Obligation Balance	% Financially Complete	# of Projects Submitted for Closeout	OBLIGATED Value of Projects Submitted for Closeout	POTENTIAL Value of Projects Submitted to Closeout	# of Projects Officially Closed	OBLIGATED Value of Projects Officially Closed	% Submitted	% Closed	# of Projects Submitted but Not Officially Closed	OBLIGATED Value of Projects Submitted but Not Officially Closed
Hurricane Katrina - JIRR settlement	2	\$ 268,448,968.15	\$ 156,802,609.67	\$ 111,646,358.48	58%	0	\$ -	\$ -	0	\$ -	0%	0%	0	\$ -
Hurricane Katrina - JIRR Donors	53	\$ 66,075,053.81	\$ 55,485,956.68	\$ 10,589,097.13	84%	46	\$ 48,796,324.60	\$ 48,308,361.35	33	\$ 6,663,635.87	87%	62%	13	\$ 42,132,688.73
Total	55	\$ 334,524,021.96	\$ 212,288,566.35	\$ 122,235,455.61	63%	46	\$ 48,796,324.60	\$ 48,308,361.35	33	\$ 6,663,635.87	84%	60%	13	\$ 42,132,688.73

FEMA Hazard Mitigation Grant Program	# of Contracts	FEMA Obligated	FEMA Revenue Received per LAHM	FEMA Obligation Balance	% Financially Complete	# of Contracts Completed	OBLIGATED Value of Projects Submitted for Closeout	POTENTIAL Value of Projects Submitted to Closeout	# of Projects Officially Closed	OBLIGATED Value of Projects Officially Closed	% Submitted	% Closed	# of Projects Submitted but Not Officially Closed	OBLIGATED Value of Projects Submitted but Not Officially Closed
Hurricane Katrina - Retrofit of Power House	18	\$ 166,795,389.00	\$ 143,630,854.29	\$ 23,164,534.71	86%	14	\$ -	\$ -	0	\$ -	0%	0%	0	\$ -
Hurricane Katrina - Flood Mitigation of 9 SPS	9	\$ 19,987,722.00	\$ 19,987,722.00	\$ -	100%	9	\$ -	\$ -	0	\$ -	0%	0%	0	\$ -
Hurricane Ike - Five Underpass Generators	1	\$ 988,658.00	\$ 839,129.23	\$ 149,528.77	85%	1	\$ -	\$ -	0	\$ -	100%	0%	1	\$ 985,079.09
Total	28	\$ 187,771,769.00	\$ 164,457,705.52	\$ 23,314,063.48	88%	24	\$ -	\$ -	0	\$ -	86%	0%	1	\$ 985,079.09

TOTALS as of 11.1.23	FEMA Obligated	FEMA Revenue Received	FEMA Obligation Balance
	\$ 1,073,441,867.93	\$ 869,121,174.50	\$ 194,819,278.82



SEWERAGE AND WATER BOARD

Inter-Office Memorandum

Date: November 1, 2023

To: Ghassan Korban, Executive Director

From: Irma Plummer, EDBP Director



Re: EDBP Department Summary – October 2023

SLDBE CERTIFICATION ACTIVITY

Applications received (October 2023)

New	0
Recertification	8

Applications processed

New	7
Recertifications	10

Applications approved	7
Applications denied	0
Applications renewed	10
Applications decertified	0

ANALYSES CONDUCTED BY EDBP

For the months of October 2023, there was one Goods and Services bid proposal to review.

Contract #1435 – West Power Complex Electrical and Control Cable

On Friday, October 31, 2023, four (4) bids were received for subject contract. The bid totals are as follows:

Wesco Distribution, Inc.	\$ 13,214,219.88
Wholesale Electric Supply	\$ 20,361,739.14
Blackstar Diversified Enterprises	\$28,973,324,706.00
Nu-Lite Electrical	No Bid

Ten percent (10%) DBE participation was established for this project.

The apparent lowest bidder, **Wesco Distribution, Inc.**, submitted Notarized Documentation of Good Faith Effort that failed to follow all instruction provided in Bid Specification, therefore found to be inadequate.

The apparent second lowest bidder, **Wholesale Electric Supply**, submitted Balthazar Electrics (eligible certified SLDBE). **Wholesale** also submitted the following responses: TBD, in lieu of a firm negotiated scope of work; TBD in lieu of a dollar amount of work to be performed; TBD in lieu of percentage of dollar amount to total bid price. No correspondence from the DBE on their letterhead reaffirming negotiated terms was provided, nor Notarized Documentation of Good Faith Effort provided.

The apparent third lowest bidder, **Blackstar Diversified Enterprises** submitted Blackstar Diversified Enterprises (ineligible certified SLDBE) to provide Cable Management – procure, label, manage, store, JIT deliveries; \$14,441,479.67 – 100.00%
Did not include participation of eligible DBE subcontractor(s), nor provide Notarized Documentation of Good Faith Effort.

The fourth bidder **Nu-Lite Electrical**, submitted Balthazar Electrics (eligible certified SLDBE) for purchase of electrical and control cable; 10%. Did not include dollar amount of work to be performed. Correspondence from the DBE on their letterhead reaffirming negotiated terms was provided, but not signed as required.

Based upon analysis of DBE participation, the Economically Disadvantaged Business Program recommends that the DBE participation submitted by **Wesco Distribution, Inc., Wholesale Electric Supply, Blackstar Diversified Enterprises**, and **Nu-Lite Electrical** be considered as non-responsive to meeting EDBP bid requirements.

For the month of October, there was one Professional Services bid proposal to review, S023-SWB-60, Water Treatment Master Plan. Recommendation on hold pending final departmental review.

For the month of October 2023, there were two construction bid proposals to review.

Contract #30255 – Carrollton Basin #14 Sewer Rehabilitation

On Thursday, October 12, 2023, four (4) bids were received for subject contract. The bid totals are as follows:

Fleming Construction Co., LLC	\$ 9,891,203.00
Hard Rock Construction, LLC	\$10,821,167.00
Beverly Construction Co., LLC	\$11,662,891.00
Wallace C. Drennan, Inc.	\$11,887,136.00

Thirty-six percent (36%) DBE participation was established for this project.

The apparent lowest bidder, **Fleming Construction Co., LLC** submitted the following subcontractors:

F.P. Richard Construction, LLC (eligible certified SLDBE) to perform concrete paving and related items
\$466,655.00 – 4.72%

DC Trucking and Equipment Service, LLC (eligible certified SLDBE) to perform hourly trucking service
\$1,494,500.00 – 15.11%

Industry Junction, Inc. (eligible certified SLDBE) to supply pipe material
\$397,701.54 – 4.02%

The Three C's Properties, Inc. (eligible certified La-UCP) to provide Trucking; sand and stone
\$1,060,439.00 – 10.72%

Blue Flash Sewer Service, Inc. (eligible certified SLDBE) to perform Sewer inspection videos (CCTV)
\$84,458.00 – 0.85%

Advantage Manhole and Concrete Services, Inc. (eligible certified SLDBE) to perform manhole rehabilitation
\$73,725.00 – 0.75%

Total Participation: \$3,577,478.54 — 36.17%
Correspondence from DBEs on their own letterhead reaffirming negotiated terms was provided.

The apparent second lowest bidder, **Hard Rock Construction, LLC**, submitted EFT Diversified, Inc. (eligible certified SLDBE) to perform Sewer & Water System Repairs:
\$3,895,621.00 – 36.00%
Correspondence from the DBE on their letterhead reaffirming negotiated terms was provided.

Based upon analysis of DBE participation, the Economically Disadvantaged Business Program recommends that the DBE participation submitted by **Fleming Construction Co., LLC**, and **Hard Rock Construction, LLC** be considered as responsive to meeting EDBP bid requirements.

Contract #30256 – Carrollton Basin #15 Sewer Rehabilitation

On Tuesday, October 25, 2023, four (4) bids were received for subject contract. The bid totals are as follows:

Hard Rock Construction, LLC	\$ 6,202,239.54
Beverly Construction Co., LLC	\$ 6,921,327.00
BLD Services, LLC	\$ 7,473,568.00
Wallace C. Drennan, Inc.	\$ 8,478,344.00

Thirty-six percent (36%) DBE participation was established for this project.
The apparent lowest bidder, **Hard Rock Construction, LLC** submitted the following subcontractors:

EFT Diversified, Inc. (eligible certified LA-UCP) to perform sewer and water system repairs.
\$1,881,450.00 – 30.34%

JETT Services, LLC (eligible certified LA-UCP) to perform Trucking
\$352,300.00 – 5.68%

Total Participation: \$2,233,750.00 — 36.02%
Correspondence from DBEs on their letterhead reaffirming negotiated terms was provided.

The apparent second lowest bidder, **Beverly Construction Co., LLC**, did not submit Participation Summary Sheet, Correspondence from DBEs on their letterhead, nor Notarized Documented Good Faith Effort.

Based upon analysis of DBE participation, the Economically Disadvantaged Business Program recommends that the DBE participation submitted by **Hard Rock Construction, LLC**, be considered as responsive, and that the DBE participation submitted by **Beverly Construction Co., LLC**, be considered as non-responsive, to meeting EDBP bid requirements.

CONSTRUCTION REVIEW COMMITTEE RECOMMENDATIONS

The Construction Review Committee convened on Thursday, October 19, 2023 and made the following recommendations:

OPEN MARKET CONTRACTS

- 1) **Contract 30259** **Carrollton Basin - Sewer Rehabilitation No. 18**
Budget Amount: \$11,441,144
EDBP 36%
Recommended Goal:
Renewal Option(s): N/A

- 2) **Contract 30260** **Carrollton Basin - Sewer Rehabilitation No. 19**
Budget Amount: \$6,515,566
EDBP 36%
Recommended Goal:
Renewal Option(s): N/A

- this page intentionally left blank -

STAFF CONTRACT REVIEW COMMITTEE RECOMMENDATIONS

The Staff Contract Review Committee convened on Friday, October 13, 2023 and made the following recommendations:

OPEN MARKET CONTRACTS

1. REQUEST FOR FURNISHING SEWERAGE AND WATER BOARD STANDARD 4" and 5 ¼" FIRE HYDRANTS. Drawing Numbers: B-62-B, K81D and 11648-W-62

Budget Amount:	\$ 1,300,000
Renewal Option(s):	Initial one (1) year term with one (1) one-year renewal option
Recommended DBE Goal:	0%
Justification:	Does not lend itself to DBE participation

2. REQUEST FOR FURNISHING "HEALTHCARE PLAN CONSULTANT SERVICES"

Budget Amount:	\$ 66,086
Renewal Option(s):	Initial two (2) year term with two (2) one-year renewal options
Recommended DBE Goal:	0%
Justification:	Does not lend itself to DBE participation

RENEWALS

3. REQUEST FOR FURNISHING HOT MIX ASPHALT

Budget Amount:	\$ 178,250
Renewal Option(s):	First of two (2) one-year renewal options
Recommended DBE Goal:	0%
Prime Contractor:	BOH Brothers Construction

4. REQUEST FOR FURNISHING FLUOUROSILICIC ACID AL220030 & CM220038

Budget Amount:	\$ 406,250
Renewal Option(s):	First and final renewal
Recommended DBE Goal:	0%
Justification:	Does not lend itself to DBE participation
Prime Contractor:	Univar Solutions USA Inc.

5. REQUEST FOR FURNISHING ANHYDROUS AMMONIA AL220020 & CM220033

Budget Amount:	\$ 676,500
Renewal Option(s):	First and final renewal
Recommended DBE Goal:	0%
Justification:	Does not lend itself to DBE participation
Prime Contractor:	Tanner Industries

For the month of October, 2023, there were two construction contracts with DBE participation offered for final acceptance.

Contract #2142 – Water Main Line Replacement and Extension at Scattered Locations throughout Orleans Parish

DBE Goal:	36.00%
DBE Participation Achieved:	28.09%
Prime Contractor:	Wallace C. Drennan, Inc.
Closeout Date:	October 2023

The prime contractor did not meet the 36% Goal established for this project. In a submitted Documented Good Faith Effort, the prime contractor states that alterations to the work tasks of this project, including accepting emergency work that did not offer DBE subcontracting, resulted in not meeting anticipated DBE subcontracting projections. This statement is supported and reaffirmed by the S&WB project manager.

EDBP accepts the DBE participation and recommends approval for Final Acceptance.

Contract #2156 – TM005 Eden and Grape Transmission Main Project

DBE Goal:	30.00%
DBE Participation Achieved:	32.75%
Prime Contractor:	BLD Services, LLC
Closeout Date:	October 2023

EDBP accepts the DBE participation and recommends Final Approval.

Sewerage & Water Board of New Orleans Contracts with DBE Participation January – October 2023

See attached spreadsheet.

Sewerage & Water Board New Orleans Awarded Projects with DBE Participation January 2023 - October 2023

Category	Category Dollar Amount	SLDBE Dollar Value
Goods & Services Projects	\$ 326,662	\$ 98,000
Professional Services Projects	\$ -	\$ -
Construction Projects	\$ 89,255,182	\$ 32,262,025
Grand Total	\$ 89,581,844	\$ 32,360,025

Sewerage & Water Board of New Orleans Open Market Bids with DBE Participation January 2023 - October 2023

Goods & Services Projects

Contract No./Description	%DBE Goal	Contract \$	Prime	Sub(s)	% DBE Part (Prime)	\$ Sub Award	Award date
2022-SWB-74 Furnishing Rubber PVC Hip Boots and Knee Boots	30%	\$326,662.00	EHS Corp. dba Southeast Safety & Supply	Corporate Business Supplies	30%	\$98,000.00	3/28/2023

Total Goods & Services Projects		\$326,662.00			30%	\$98,000.00	
--	--	---------------------	--	--	------------	--------------------	--

Sewerage & Water Board of New Orleans Open Market Bids with DBE Participation January 2023 - October 2023

Professional Services Projects

Contract No./Description	%DBE Goal	Contract \$	Prime	Sub(s)	% DBE Part (Prime)	\$ Sub Award	Award date
---------------------------------	----------------------	--------------------	--------------	---------------	-------------------------------	---------------------	-------------------

**Total Professional Services
Projects**

\$0.00

\$0.00

Sewerage & Water Board of New Orleans Open Market Bids with DBE Participation January 2023 - October 2023

Construction Projects

Contract No./Description	%DBE Goal		Contract \$	Prime	Sub(s)	% DBE Part (Prime)		\$ Sub Award	Award date
Cont #2162; Water Main Point Repairs, Water Service Connection, Water Valve and Fire Hydrant Replacement at Various Sites throughout Orleans Parish	36%	\$	1,179,175.00	Boh Bros. Construction Co., LLC	Industry Junction, Inc	22.46%	\$	264,805.00	1/25/2023
					TL & Son's Trucking, LLC	4.45%	\$	52,446.00	
					C&M Construction Group, Inc.	9.65%	\$	113,790.00	
					Total	36.55%		\$ 431,041.00	
Cont #2163; Water Main Point Repairs, Water Service Connection, Water Valve and Fire Hydrant Replacement at Various Sites throughout Orleans Parish	36%	\$	3,446,750.00	Boh Bros. Construction Co., LLC	EFT Diversified, Inc.	20.43%	\$	704,175.00	1/25/2023
					TL & Son's Trucking, LLC	4.68%	\$	161,204.00	
					C&M Construction Group, Inc.	11.42%	\$	393,750.00	
					Total	36.53%		\$ 1,259,129.00	
Contract #2164; Water Main Line Replacements and Extensions at Scattered Locations throughout Orleans Parish	36%	\$	3,333,265.00	Wallace C. Drennan, Inc.	C&M Construction Group, Inc.	8.01%	\$	267,000.00	1/25/2023
					Choice Supply Solutions, LLC	26.01%	\$	867,000.00	
					Cooper Contracting Group, LLC	0.60%	\$	20,000.00	
					Prince Dump Truck Services, LLC	3.00%	\$	100,000.00	
					Total	37.62%		\$ 1,254,000.00	

Contract No./Description	%DBE Goal		Contract \$	Prime	Sub(s)	% DBE Part (Prime)		\$ Sub Award	Award date
Cont #1415; Carrollton Water Purification Plant WPC Foundations	36%	\$	33,622,255.00	M.R. Pittman Group, LLC	Bayou Concrete Pumping, LLC	1.44%	\$	484,220.00	3/15/2023
					The Beta Group Engineering and Construction Services, LLC	1.34%	\$	450,000.00	
					Gainey's Concrete Products, LLC	0.71%	\$	239,204.00	
					Landrieu Concrete and Cement Industries	5.24%	\$	1,760,674.00	
					Southern Services & Equipment, Inc.	19.87%	\$	6,682,083.00	
					The Three C's Properties, Inc.	7.63%	\$	2,565,548.00	
					Total	36.23%		\$ 12,181,729.00	
Cont #1447; Carrollton Water Plant Boiler House Fan Modifications	25%		\$1,127,000	Walter J. Barnes Electric Co., Inc.	Carter Electric Supply, LLC	27.08%	\$	305,182.00	3/15/2023
					Total	27.08%		\$ 305,182.00	
Cont #30246; Restoration of Gravity Flow Sanitary Sewer Mains by Point Repair at Various Sites throughout Orleans Parish	36%	\$	3,444,020.00	Wallace C. Drennan, Inc.	C&M Construction Group, Inc.	23.00%	\$	792,125.00	3/15/2023
					Prince Dump Truck Services, LLC	11.00%	\$	378,850.00	
					Cooper Contracting Group, LLC	0.15%	\$	5,000.00	
					Choice Supply Solutions, LLC	0.06%	\$	2,000.00	
					Blue Flash Sewer Service, Inc.	2.10%	\$	72,325.00	

Contract No./Description	%DBE Goal	Contract \$	Prime	Sub(s)	% DBE Part (Prime)	\$ Sub Award	Award date
				Total	36.30%	\$ 1,250,300.00	
Cont #30248; Carrollton Basin: #7 Sewer Rehabilitation	36%	\$ 5,438,876.50	Fleming Construction Co., LLC	DC Trucking and Equipment Service, LLC	18.73%	\$ 1,018,616.60	5/17/2023
				Industry Junction, Inc.	11.31%	\$ 614,936.14	
				F.P. Richard Construction, LLC	6.05%	\$ 329,260.80	
				Total	36.09%	\$ 1,962,813.54	
Cont #30249; Carrollton Basin: #8 Sewer Rehabilitation	36%	\$ 9,223,009.00	Impetus Infrastructure, LLC	ACA Construction, LLC	3.32%	\$ 306,294.00	5/17/2023
				Blue Flash Sewer Service, Inc.	2.85%	\$ 262,767.00	
				C&M Construction Group, Inc.	13.59%	\$ 1,253,005.00	
				TNT Construction Group, LLC	1.90%	\$ 175,659.40	
				Three C's Properties	16.90%	\$ 1,558,315.95	
				Total	38.56%	\$ 3,556,041.35	
Cont #30250; Carrollton Basin: #9 Sewer Rehabilitation	36%	\$ 395,998.00	BLD Services, LLC	C&M Construction Group, Inc.	11.83%	\$ 46,863.00	5/17/2023
				Choice Supply Solutions, LLC	24.18%	\$ 95,750.00	
				Total	36.01%	\$ 142,613.00	

Contract No./Description	%DBE Goal	Contract \$	Prime	Sub(s)	% DBE Part (Prime)	\$ Sub Award	Award date
Cont #2165; Transmission Main Replacement Program South Claiborne Ave (Louisiana Ave - Third St.) TM011	30%	\$ 11,139,453.00	Cycle Construction Co., LLC	Industry Junction, Inc.	25.07%	\$ 2,792,192.00	6/21/2023
				Donahoe Construction, LLC	7.40%	\$ 824,840.00	
				TNT Construction Group, LLC	0.18%	\$ 20,367.00	
				Landrieu Concrete and Cement Industries	1.26%	\$ 139,927.00	
				Total	33.91%	\$ 3,777,326.00	
Cont #30247; Restoration of Gravity Flow Sanitary Sewers by Excavation and Replacement from Manhole to Manhole, CIPP Lining of Service Laterals and Point Repair at Various Sites throughout the City of New Orleans	36%	\$ 2,799,780.00	CMG Pipelines, Inc.	C&M Construction Group, Inc.	24.64%	\$ 690,000.00	9/20/2023
				Choice Supply Solutions, LLC	12.32%	\$ 345,000.00	
				Total	36.97%	\$ 1,035,000.00	
Cont #30251; Carrollton Basin #10 Sewer Rehabilitation	36%	\$ 2,859,452.00	BLD Services, LLC	C&M Construction Group, Inc.	17.32%	\$ 495,250.00	9/20/2023
				Choice Supply Solutions, LLC	6.59%	\$ 188,500.00	
				Prince Dump Truck Services, LLC	12.13%	\$ 346,750.00	
				Total	36.04%	\$ 1,030,500.00	

Contract No./Description	%DBE Goal		Contract \$	Prime	Sub(s)	% DBE Part (Prime)		\$ Sub Award	Award date
Cont #30252; Carrollton Basin #11 Sewer Rehabilitation	36%	\$	4,083,468.00	BLD Services, LLC	C&M Construction Group, Inc.	17.28%	\$	705,750.00	9/20/2023
					Choice Supply Solutions, LLC	5.08%	\$	207,500.00	
					Prince Dump Truck Services, LLC	4.81%	\$	196,250.00	
					Cooper Contracting Group, LLC	9.39%	\$	383,500.00	
					Total	36.56%		\$ 1,493,000.00	
Cont #30253; Carrollton Basin #12 Sewer Rehabilitation	36%	\$	2,789,212.00	BLD Services, LLC	C&M Construction Group, Inc.	20.70%	\$	577,350.00	10/18/2023
					Choice Supply Solutions, LLC	3.07%	\$	85,500.00	
					Prince Dump Truck Services, LLC	2.76%	\$	77,000.00	
					Cooper Contracting Group, LLC	9.52%	\$	265,650.00	
					Total	36.05%		\$ 1,005,500.00	
Cont #30254; Carrollton Basin #13 Sewer Rehabilitation	36%	\$	4,373,468.00	BLD Services, LLC	C&M Construction Group, Inc.	29.26%	\$	1,279,500.00	10/18/2023
					Choice Supply Solutions, LLC	1.21%	\$	53,000.00	
					Cooper Contracting Group, LLC	5.61%	\$	245,350.00	

Contract No./Description	%DBE Goal	Contract \$	Prime	Sub(s) Total	% DBE Part (Prime) 36.08%	\$ Sub Award \$ 1,577,850.00	Award date
Total Construction Projects		\$ 89,255,181.50			36.15%	\$32,262,024.89	