

DATE: Tuesday,
January 23, 2024

TIME: 9:00 a.m.

LOCATION: Executive Board Room
625 St. Joseph Street
New Orleans, Louisiana 70165



BOARD OF DIRECTORS MEETING AGENDA

- I. Roll Call**
- II. Approval of Minutes Dated December 20, 2023**
- III. Executive Director's Report**
- IV. Presentation Items**
 - A. Financial Summary Update – E. Grey Lewis, SWBNO CFO**
- V. Action Items**

General Superintendent Recommendations

Contract Awards/Renewals

- A.** Resolution (R-001-2024) First and Final Award of Contract 2022-SWB-88 Furnishing Ferric Sulfate to the Algiers and Carrollton Water Plants Between the Sewerage and Water Board of New Orleans and USALCO
- B.** Resolution (R-002-2024) Award of Contract 30258 – Carrollton Basin No. 17 Sewer Rehabilitation Between the Sewerage and Water Board of New Orleans and Wallace C. Drennan, Inc
- C.** Resolution (R-007-2024) Authorization of Professional Services Agreement for the Water Treatment Master Plan Between the Sewerage and Water Board of New Orleans and CDM Smith
- D.** Resolution (R-008-2024) Second Renewal of Contract 30238 – Restoration of Gravity Flow Sanitary Sewers by Excavation and Replacement from Manhole to Manhole, CIPP Lining from Manhole to Manhole, CIPP Lining of Service Laterals and Point Repairs at Various Sites Throughout the City of New Orleans Between the Sewerage and Water Board of New Orleans and Wallace C. Drennan, Inc
- E.** Resolution (R-013-2024) Award of Contract 30232 – Carrollton Basin No. 3 Sewer Rehabilitation Between the Sewerage and Water Board of New Orleans and BLD Services, LLC
- F.** Resolution (R-014-2024) Award of Contract 30259 – Carrollton Basin No. 18 Sewer Rehabilitation Between the Sewerage and Water Board of New Orleans and Hard Rock Construction, LLC

DATE: Tuesday,
January 23, 2024

TIME: 9:00 a.m.

LOCATION: Executive Board Room
625 St. Joseph Street
New Orleans, Louisiana 70165



Contract Change Order By Ratification

- G.** Resolution (R-003-2024) Ratification of Change Order No. 2 for Contract YG19-0001 - Furnishing and Delivering Gasoline and Diesel Fuel Between the Sewerage and Water Board of New Orleans and Lard Oil
- H.** Resolution (R-005-2024) Ratification of Change Order No. 1 for Contract 30250-Carrollton Basin No. 9 Sewer Rehabilitation Between the Sewerage and Water Board of New Orleans and BLD Services, LLC
- I.** Resolution (R-009-2024) Ratification of Change Order No. 5 for Contract 1417 – Static Frequency Converter Procurement Project Between the Sewerage and Water Board of New Orleans and Walter J. Barnes Electric Co, Inc
- J.** Resolution (R-010-2024) Ratification of Change Order No. 5 for Contract 1418-Carrollton Water Plant Utility Rack Between the Sewerage and Water Board of New Orleans and MR Pittman Group, LLC
- K.** Resolution (R-011-2024) Ratification of Change Order No. 5 for Contract 1376-Water Hammer Hazard Mitigation Program – High Lift Pumping Station and Panola Pumping Station Between the Sewerage and Water Board of New Orleans and MR Pittman Group, LLC
- L.** Resolution (R-012-2024) Ratification of Change Order No. 1 for Contract 2151-St. Bernard Transmission Main, TM002, FEMA Project Worksheet 19846 Multiple Neighborhoods Between the Sewerage and Water Board of New Orleans and Wallace C. Drennan, Inc

Contract Amendments

- M.** Resolution (R-016-2024) Authorization of Amendment No. 11 to the Agreement for Water Line Replacement Program Between the Sewerage and Water Board of New Orleans and Digital Engineering & Imaging, Inc
- N.** Resolution (R-017-2024) Authorization of Amendment No. 9 to the Agreement for Water Line Replacement Program Between the Sewerage and Water Board of New Orleans and G.E.C., Inc
- O.** Resolution (R-018-2024) Authorization of Amendment No.13 to the Agreement for Water Line Replacement Program Between the Sewerage and Water Board of New Orleans and Linfield, Hunter & Junius, Inc
- P.** Resolution (R-019-2024) Authorization of Amendment No. 9 to the Agreement for Water Line Replacement Program Between the Sewerage and Water Board of New Orleans and Mott MacDonald, LLC

DATE: Tuesday,
January 23, 2024

TIME: 9:00 a.m.

LOCATION: Executive Board Room
625 St. Joseph Street
New Orleans, Louisiana 70165



VI. Executive Session

- A. Pursuant to La. R.S.42:17(A)(2), the Board of Directors of the Sewerage and Water Board of New Orleans will meet in Executive Session to discuss potential litigation against the manufacturer of certain water meters purchased by the agency.

VII. Information Items

- A. CFO – November 2023 Report
- B. GSO – December 2023 Report
- C. HR – December 2023 Report
- D. Legal – December 2023 Report
- E. Safety – December 2023 Report
- F. FEMA – December 2023 Report
- G. EDBP – December 2023 Report

VIII. Public Comment

IX. Adjournment

BOARD OF DIRECTORS' MEETING

December 20, 2023

MEETING MINUTES

SEWERAGE AND WATER BOARD OF NEW ORLEANS

ROLL CALL

The Board of Directors for the Sewerage and Water Board of New Orleans (SWBNO) met on Wednesday, December 20, 2023, at 9:09 AM in the Executive Boardroom. Special Counsel Ms. Yolanda Grinstead called the roll and confirmed the following members were present: Hon. Mayor LaToya Cantrell, Councilmember Freddie King, Director Tamika Duplessis, Director Janet Howard, Director Lynes Sloss, Director Robin Barnes, Director Maurice Sholas, Director Alejandra Guzman and Director Carol Markowitz.

The following member(s) were absent: Director Joseph Peychaud

Staff present were Mr. Ghassan Korban, Executive Director; Mr. Grey Lewis, Chief Financial Officer; Mr. Ron Spooner, Interim General Superintendent; Ms. Yolanda Grinstead, Special Counsel; Mr. Rene Gonzalez, Chief Customer Service Officer; Ms. Irma Plummer, EDBP; Ms. Tanyell Allen, Board Relations.

APPROVAL OF PREVIOUS MINUTES

Mayor Cantrell presented a motion to accept the minutes of the November 17, 2023, Board Meeting. Director Lyness Sloss moved for approval of the minutes. Director Maurice Sholas seconded. The motion carried.

REPORT OF THE EXECUTIVE DIRECTOR

Executive Director Ghassan Korban presented a slide overview that focused on the following topics:

New Pumping & Power Dashboard

- In Beta form presently
- Launched to the public on Friday, Dec. 15
- Public providing feedback via outreach@swbno.org
- Easier way to digest pump and 25 Hz power status
- One-stop page for NOLA Ready and Weather-Wise resources
- Shows real-time status if pumping stations are operational, on standby or out of order
- Currently shows how many pumps are housed within the stations
- Next version will show individual pump status within each station
- Update within 4 weeks

Communication Protocols

Existing Efforts

- Pump and Power Status available online with more visual information
- Continue to share Pump and Power Status with traditional media and social media prior to severe weather event

Moving Forward

- Continued coordination with the city to ensure flood risk is clearly communicated
- Updating internal rain event protocols with NOLA Ready and the National Weather Service
- Continue to update and improve dashboard

Short-Term Power Plan

- Utilize Turbine 5 for weather events
- Turbine 4 still undergoing analysis, return to service date to be determined
- Continue to use frequency changers to convert 60hz power from Entergy (or T6 if required)
- EMDs may be utilized if needed
- There are no 25 Hz generators available on the market for purchase or rental (custom orders)
- Continue making progress on the Power Complex
- Progress on Turbine 4, Dec. 15

Long-Term Solution in Progress; Power Complex

The SWBNO Power Complex will provide modern, reliable power to our systems

- Two modern turbines as backup power (T6 and T7)
- A power substation connected to Entergy's grid
- Frequency changers to convert 60Hz power to the 25Hz currents our older pumps use
- Coming Summer 2025

SWBNO Power Complex Progress Substation Work Remains on Schedule

- Entergy work remains on schedule for 2024 completion
- Substation is energized and will be fully commissioned in January

SWBNO Equipment and Construction

- Utility rack will be completed Q1 of 2024
- Contract for medium voltage cable to be awarded to today's meeting
- Installation and commissioning of major equipment contract is advertised, bids due in January

Smart Metering Update

- Integration of smart metering technology and our IT systems
- Quality Assurance / Quality Control continues
- Finalized automation efforts underway
- Customer portal design beginning Q4 2023
- 2,200+ meters installed as part of O&M, including 55 large meters
- Detailed communications and messaging continues

Meter installation has begun, at a designed slow pace

- 600+ installations as of Dec. 4
- Includes 5/8 inch, 1.5 inch and 2 inch meters
- Gives us ability to streamline processes and procedures

SWBNO Smart Metering Key Messages:

- SWBNO's Smart Metering Program will revolutionize our customer experience by modernizing our meter reading infrastructure and improving our billing practices.
- We want to inform customers well in advance that the new data collected by smart meters will be more accurate and may impact their bills.
- SWBNO is here to work with our customers through this transition toward modern water metering.

Outreach Plan Outline – Dec./Jan.

- Educate about general smart metering benefits and potential impacts / nationwide case studies

Outreach Plan Outline - February

- Share SWBNO-specific impacts based on sample data / announce integrations for SM-based bills complete

Infrastructure Advisory Board Meeting

- Quarterly IAB meeting hosted at Carrollton Water Plant in December 2023
- Showcased investments in paving, Sycamore Filter Galleries, and tour of Power Complex
- Discussed 2024 State Capital Outlay strategies.
- Will continue to host meetings and tours at the Carrollton Water Plant

IMF Project Requests for Funding

- FY24 - Water Treatment Plan Improvements: Sycamore Filter Gallery (Continuation) \$3.0M
- FY24 - Water Quality Master Plan and Strategic Plan \$1.5M
- FY24 - Replacement of New River Intake Fender System \$6.0M
- FY24 - Drainage Stormwater Fee Analysis (Continuation) \$0.2M
- FY24 – Pavement Restoration (Continuation) \$4.0M

Water Quality Master Planning in Progress

- Contractor selected
- Planning process to start by end of the year
- 18 – 24-month process
- Outcomes will be recommendations for investment in the treatment system, considering new anticipated Federal regulations as well as, climate risks
- PFAS, PFOS, emerging contaminants
- Lead and Copper Rule Revisions
- Saltwater Intrusion

Sycamore Filter Gallery Upgrades Upgrades funded by the Infrastructure Maintenance Fund: 2023 Upgrades complete on Sycamore Filter Galleries, built in 1920s

- The gallery has 28 filters.
- The phased approach to rehab the gallery included replacing the media and associated work with Filters 11-28.
- 5 filters will be part of a construction package advertised in early 2024 to be rehabilitated as well.
- While this will bring us to a much-needed redundant filtration capacity, our overall plan for this facility is not complete.
- The next Phase of work to be done at the SFG is being considered as part of the WRDA 2022 Funding Allocation through the USACE.

Pavement Restoration Backlog

- Paving work orders have significantly decreased as a result of IAB input
- Instrumental in building momentum going into 2024
- Aim to reduce backlog so repairs can be completed within 2-4 weeks
- Rather than the average of 100 days early 2023

Continued Stakeholder Engagement

- Continuing presentations to organizations and Neighborhood meetings
- Topics include Smart Metering, Power Complex, Paving Restorations, Water Quality Master Plans, Lead and Copper Rule Improvements
- Upcoming visit from EPA Administrator
- Planning for State of the Utility in January 2024 and review of 2023 accomplishments
- \$300,000 pledged for customer support by Mayor's Office of Housing Policy and Community Development.

COMMITTEE REPORTS

Audit Committee Report

Director Maurice Sholas reported on the summary and actions taken by the Audit Committee. The Audit Committee Report for the month of December was presented and recommended for approval.

Mayor Cantrell asked for a motion to adopt the Audit report as amended. Director Lynes Sloss moved to adopt Audit minutes as proposed. Director Robin Barnes seconded. The motion carried.

Pension Committee Report

Director Joseph Peychaud reported on the summary and actions taken by the Pension Committee. The Pension Committee Report for the month of December was presented and recommended for approval.

Mayor Cantrell asked for a motion to adopt the Pension report as amended. Director Maurice Sholas moved to adopt Pension minutes as proposed. Director Alejandra Guzman seconded. The motion carried.

Special Finance & Administration Committee Report

Director Lynes Sloss reported on the summary and actions taken by the Finance and Administration Committee. The Finance Report for the month of December was presented and recommended for approval.

Mayor Cantrell asked for a motion to adopt the Finance report as amended. Director Janet Howard moved to adopt Finance minutes as proposed. Director Robin Barnes seconded. The motion carried.

Director Tyler Antrup express concerns on moving the SWBNO Board and Committee meetings location to city hall. Mayor Cantrell declined city hall's request to move meetings to city hall and deferred the matter to the governance committee.

ACTION ITEMS

- Resolution (R-148-2023) 2024 Operating Budget
 - **Director Lynes Sloss moved to accept R-148-2023. Director Janet Howard seconded. The motion carried.**
- Resolution (R-149-2023) 2024 Capital Budget
 - **Director Tamika Duplessis moved to accept R-149-2023. Director Robin Barnes seconded. The motion carried.**
- Resolution (R-163-2023) 2024 Operating Budget and 2024 Capital Budget Blanket Appropriations
 - **Director Maurice Sholas moved to defer R-163-2023. Director Lynes Sloss seconded. The motion carried.**

- Resolution (R-124-2023) Amendment of Article VI, Section 10 of the Sewerage and Water Board of New Orleans By-Laws Relative to the Plumbing Conference Committee
 - o **Director Tyler Antrup moved to accept R-124-2023. Director Tamika Duplessis seconded. The motion carried.**

GENERAL SUPERINTENDENT RECOMMENDATIONS

The following resolutions were discussed at the December 20, 2023, Board of Directors' Meeting: General Superintendent Recommendations

CONTRACT AWARDS/RENEWALS

- Resolution (R-135-2023) Award of Contract 1435 – West Power Complex Electrical and Control Cable Between the Sewerage and Water Board of New Orleans and Wesco
- Resolution (R-137-2023) Award of Contract 30230 – Carrollton Basin No. 2 Sewer Rehabilitation Between the Sewerage and Water Board of New Orleans and BLD Services, LLC.
- Resolution (R-140-2023) Renewal of Contract 2022-SWB-77 – Furnishing Lime to the Carrollton Water Plant Between the Sewerage and Water Board of New Orleans and Cheney Lime Co.
- Resolution (R-143-2023) Award of Contract 30257 – Carrollton Basin No. 16 Sewer Rehabilitation Between the Sewerage and Water Board of New Orleans and Beverly Construction Co, LLC.
- Resolution (R-142-2023) Award of Contract 30229 – Carrollton Basin No. 1 Sewer Rehabilitation Between the Sewerage and Water Board of New Orleans and BLD Services, LLC.
 - o **Director Lynes Sloss moved to accept Contract Awards/Renewals. Director Maurice Sholas seconded. The motion carried.**

CONTRACT CHANGE ORDERS BY RATIFICATION

- Resolution (R-141-2023) Ratification of Change Order No. 2 for Contract 2155 – Transmission Main Replacement – S. Claiborne (Versailles – Upperline) – TM003 – Per FEMA JIRR Project Worksheets 21031 & 21032 Between the Sewerage and Water Board of New Orleans and BLD Services, LLC.
- Resolution (R-150-2023) Ratification of Change Order No. 1 for Contract 30245 – Mid-City Basin No. 3 Sewer Rehabilitation Between the Sewerage and Water Board of New Orleans and Impetus, LLC.
 - o **Director Janet Howard moved to accept Contract Change Orders by Ratification. Director Lynes Sloss seconded. The motion carried.**

CONTRACT AMENDMENTS

- Resolution (R-136-2023) Authorization of Amendment No. 2 to the Agreement for Old and New River Intake Stations Protection Barges Between the Sewerage and Water Board of New Orleans and Durward Dunn, Inc.
- Resolution (R-146-2023) Authorization of Amendment No. 3 to the Agreement for Professional Consulting Services for Managing the Preparation, Selection and Implementation of an Advanced Metering Infrastructure Solution Between the Sewerage and Water Board of New Orleans and Jacobs Engineering Group Inc.
 - **Director Maurice Sholas moved to accept Contract Amendments. Director Tyler Antrup seconded. The motion carried.**

Mayor Cantrell presented a motion to enter executive session. Director Robin Barnes moved. Director Lyness Sloss seconded. The motion carried.

Mayor Cantrell presented a motion to exit executive session. Director Janet Howard moved. Director Tamika Duplessis seconded. The motion carried.

Mayor Cantrell presented a motion to defer Special Counsel recommendation pursuant to 7(A)(2). Director Maurice Sholas moved. Director Lynes Sloss seconded. The motion carried

Mayor Cantrell presented a motion to approve Special Counsel recommendation to appoint Stephen Nelson as General superintendent of the Sewerage and Water Board. Director Maurice Sholas moved. Director Lynes Sloss seconded. The motion carried.

INFORMATION ITEMS

The following items were submitted for informational purposes only:

- Report Preliminary Financial Results
- Report General Superintendent
- Report Human Resources
- Report Legal
- Report Safety
- FEMA Project Worksheet Status
- DBE Participation on Contracts Report

PUBLIC COMMENTS

The following person(s) appeared before the Board of Directors to make comments:

- Ms. Susan Falcon, representing self, expressed concerns about high water bills with no meter.
- Ms. Vanessa Burst, representing self, expressed concerns about incorrect information on account.

- Mr. K. Brad Ott, representing self, expressed concerns about water bills, billing dates and billing periods.
- Ms. Pearl Cantrelle, representing self, stressed concerns about the estimation water bills.

ADJOURNMENT

There being no further business to come before the Board, the meeting adjourned at approximately 11:36 AM.

EXECUTIVE SUMMARY – November 2023

A summary analysis of the financial results and other performance goals follows for your further review.

All Systems (in millions)	November <u>MTD Actual</u>	November <u>MTD Budget</u>	Variance <u>MTD</u>	November <u>YTD Actual</u>	November <u>YTD Budget</u>	Variance <u>YTD</u>	<u>Annual Budget</u>
Operating Revenues	\$21.7	\$23.1	(\$1.4)	\$254.9	\$254.5	\$0.4	\$277.0
Drainage Taxes	\$0.2	\$0.1	\$0.1	\$68.2	\$68.2	\$0.1	\$68.5
Other Revenues	\$1.8	\$0.2	\$1.5	\$23.3	\$2.7	\$20.6	\$2.7
Operating Expenditures	\$28.0	\$34.9	\$6.9	\$301.0	\$377.8	\$76.8	\$450.2

System Revenues Less Adjusted Expenses (November 2023):

Revenues	Actual (MTD)	Budget (MTD)	Prior Year Actual (MTD)	Actual (YTD)	Budget (YTD)	Prior Year Actual (YTD)	Actual YTD as % of Budget YTD
Water Service	9,692,843	10,026,537	10,080,823	112,039,345	110,291,907	109,486,789	102%
Sewer Service	11,504,111	12,963,131	12,436,364	137,881,581	142,594,441	140,908,949	97%
Non Operating Revenue	2,007,403	361,090	1,523,554	91,516,182	70,828,346	74,529,942	129%
Misc Revenues	493,866	145,591	455,955	4,944,391	1,601,506	4,915,978	309%
Total Revenues	23,698,222	23,496,349	24,496,696	346,381,499	325,316,200	329,841,658	106%
Operating Expenses							
Water Service	8,078,860	11,947,465	5,105,654	99,906,656	129,122,116	102,805,239	77%
Sewer Service	13,253,423	14,750,979	10,891,870	127,675,401	158,860,765	118,640,814	80%
Drainage Service	6,652,362	8,161,626	6,650,063	73,373,797	89,777,890	70,819,911	82%
Total Expenses	27,984,646	34,860,070	22,647,587	300,955,853	377,760,771	292,265,964	80%
Interest Expense	1,162,652	1,221,591	1,242,602	16,743,099	13,437,500	17,574,923	125%
Revenues less Expenses	(5,449,075)	(12,585,312)	606,507	28,682,547	(65,882,071)	20,000,772	-44%
Non-Cash Expenses	7,224,865	11,892,248	8,069,658	94,651,746	124,693,314	103,631,274	76%
Revenues less Adjusted Expenses	1,775,790	(693,064)	8,676,165	123,334,293	58,811,243	123,632,046	210%

Cash Collections

Monthly Cash Collected (Sewer & Water)

2022 - Monthly Average - \$22,490,198

January	\$21,668,572
February	\$19,784,732
March	\$23,794,757
April	\$22,108,822
May	\$22,393,899
June	\$20,551,614
July	\$24,989,499
August	\$26,120,728
September	\$21,707,134
October	\$22,329,752
November	\$23,445,024
December	\$20,987,846

2023:

January	\$16,387,136
February	\$20,318,169
March	\$23,820,062
April	\$19,716,252
May	\$24,651,764
June	\$20,607,619
July	\$21,880,042
August	\$24,528,532
September	\$22,326,046
October	\$23,503,189
November	\$21,592,551
December	\$19,855,757

2023 - Monthly Average - \$21,598,927

Monthly Financial Dashboard

	November 30, 2023			November 30, 2022		
	Water	Sewer	Drainage	Water	Sewer	Drainage
1 Operating Revenues by class of service	\$9,692,843	\$11,504,111		\$10,080,823	\$12,436,364	
2 Revenues per Active account	\$69	\$82		\$73	\$90	
3 Cash Collections	\$11,420,888	\$10,171,663		\$8,825,098	\$14,619,926	
4 Drainage Tax & Other revenues			\$1,162,952			\$74,787
5 Operating & Maintenance (O&M) Expenses	\$8,078,860	\$13,253,423	\$6,652,362	\$5,105,654	\$10,891,870	\$6,650,063
6 O&M cost per Active account	\$58	\$94	\$47	\$37	\$79	\$48
7 Cash, Cash Equivalents and Funds on Deposit	\$62,764,937	\$75,199,750	\$42,931,052	\$48,503,238	\$58,610,732	\$35,906,860
Liquidity						
8 Current ratio (current assets/current liabilities)	1.7	4.4	2.7	2.6	4.2	2.9
9 Days cash on hand (>90 days required)	232	258	n/a	225 ¹	257 ¹	n/a
					¹ - as of Oct 2023	
Leverage						
10 Debt (bonds)	\$217,888,010	\$330,136,790	\$45,000,000	\$224,739,369	\$348,178,273	\$2,000,000
11 Budgeted Debt Service Coverage (>1.25 required)	1.80	2.14	n/a	2.54 ²	2.59 ²	n/a
12 Total Assets	\$1,045,465,906	\$1,374,853,518	\$1,858,510,494	\$929,551,052	\$1,364,624,381	\$1,729,216,289
13 Net Position	\$661,938,306	\$918,088,689	\$1,432,046,747	\$562,878,984	\$895,254,787	\$1,366,502,442
14 Leverage (total debt/ total assets)	21%	24%	2%	24%	26%	0%
15 Debt/ net position	33%	36%	3%	40%	39%	0%
16 Long term debt per Active Accounts	\$1,553	\$2,353	\$321	\$1,623	\$2,514	\$14
Receivables						
		<u>Water / Sewer</u>			<u>Water / Sewer</u>	
17 Customer Receivables, net of allowance		\$20,251,232			\$28,864,368	
18 Active Customer Receivables past due > 60 Days		\$55,857,362			\$57,203,154	
19 Average Customer Balance past due >60 Days		\$2,304			\$2,289	
20 Uncollected Ratio (1-(cash collections/revenues)) - last 12 mos		3.2%			1.2%	
21 Total Number of Active Accounts		140,302			138,476	
22 Total Number of Delinquent Active Accounts		24,242			24,993	
23 Total Number of Accounts in Dispute		4,426			3,560	
24 Avg Days to Complete Investigation Requests		99			83	
25 Total Number of New Payment Plans		1,563			1,565	
26 Total Number of Disconnect Notices Sent		7,948			8,389	
27 Total Number of Disconnects		1,150			1,222	

Debt Obligations

As of November 30, 2023

	Water	Sewer	Drainage	Total
Debt Outstanding:				
Revenue Bonds*	\$ 216,065,000	\$ 258,065,000		\$ 474,130,000
Limited Tax Bonds			\$ 45,000,000	\$ 45,000,000
EPA WIFIA Bond*		\$ 1,053,179		\$ 1,053,179
DEQ SRF Loans*		\$ 17,671,971		\$ 17,671,971
GoZone Loan		\$ 31,331,362		\$ 31,331,362
Total Debt Outstanding	<u>\$ 216,065,000</u>	<u>\$ 308,121,512</u>	<u>\$ 45,000,000</u>	<u>\$ 569,186,512</u>
Southeast Louisiana Project liability				\$ 215,257,520
Available Borrowed Funds:				
Unspent Bond Proceeds ⁽¹⁾	\$ 8,551,765	\$ 17,326,030	\$ 42,126,487	\$ 68,004,282
Available Undrawn EPA WIFIA Bond		\$ 273,946,821		\$ 273,946,821
Available Undrawn DEQ SRF Loans		\$ 7,860,478		\$ 7,860,478
Total Available Borrowed Funds	<u>\$ 8,551,765</u>	<u>\$ 299,133,329</u>	<u>\$ 42,126,487</u>	<u>\$ 349,811,581</u>

(1) As reported by Board of Liquidation, City Debt

* Included in Debt Service Coverage Tests

r

MONTHLY FINANCIAL REPORT

Capital Improvement Plan

Capital Appropriations and Disbursements November 2023					
	Monthly Disbursements	YTD	Monthly Appropriations	YTD	Annual Capital Budget
Water	\$ 8,494,052	\$ 79,474,442	\$ 1,028,138	\$ 51,379,074	\$ 96,963,052
Sewer	\$ 2,690,352	\$ 27,939,546	\$ 8,588,200	\$ 77,958,007	\$ 316,568,527
Drainage	\$ 8,962,906	\$ 43,090,865	\$ 87,120	\$ 70,010,654	\$ 104,155,673
Total	\$ 20,147,310	\$ 150,504,853	\$ 9,703,458	\$199,347,735	\$ 517,687,252
pending funding sources					\$ (76,856,631)
Total Capital Budget					<u>\$ 440,830,621</u>

Federal Grant/Funding Status

FEDERAL GRANT/FUNDING STATUS (As of 11/30/2023)						Monthly Reimbursements
	Obligated	Expended	Reimbursed	Completion		
Hurricane PA Projects	\$ 617,727,789	\$ 576,152,426	\$ 555,734,219	90%		1,915,419
HMGP Projects	\$ 187,771,769	\$ 215,968,776	\$ 164,457,706	88%		-
JIRR Projects	\$ 268,448,968	\$ 175,631,548	\$ 158,552,309	59%		965,858
Total	\$ 1,073,948,527	\$ 967,752,750	\$ 878,744,233			\$ 2,881,277

MONTHLY FINANCIAL REPORT

JIRR Prof. Services CO's:	
DEII CO \$110k	R-016
GEC CO \$127k	R-017
LHJ CO \$56k	R-018
Mott CO 8k	R-019
*Capped FEMA Grant	

MONTHLY FINANCIAL REPORT

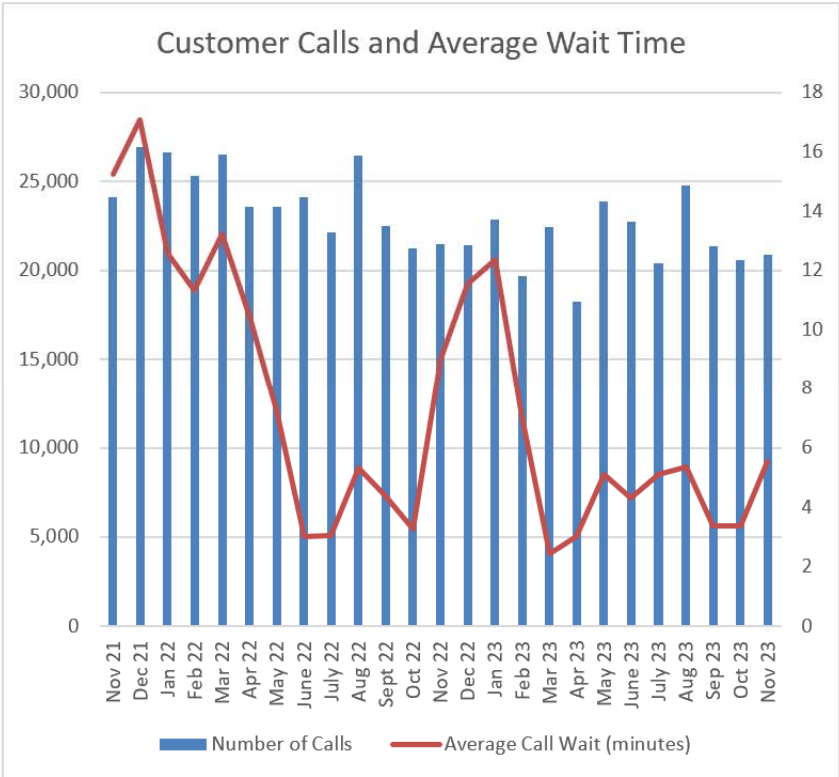
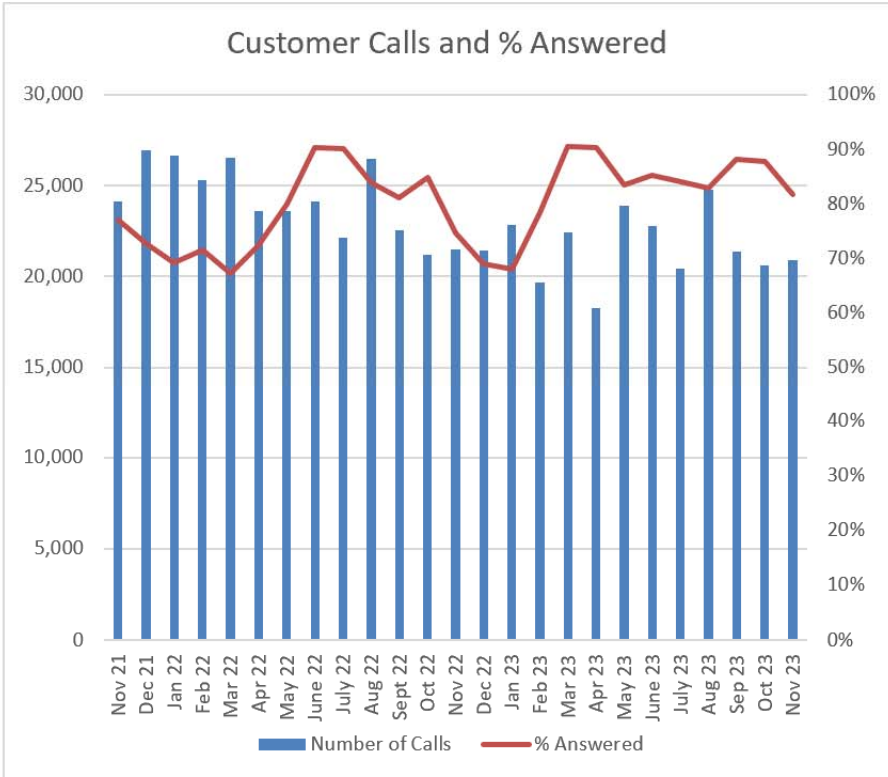
Awards, O&M related GSO/Other recommendations:				Budgeted in FY24	
a) CONTRACT 2022- SWB-88-Furnishing Feric Sulfate \$2.6m - USALCO				Yes	R-001
b) Contract #30258 – Carrollton Basin Sewer Rehabilitation \$5.4m - Wallace Drennan				Yes	R-002
c) O&M Change Order NO. 2 FOR CONTRACT YG19-0001 Fuel - Lard Oil - \$300k				Yes	R-003
d) CDM Smith - Water Treatment Master Plan - \$1.9m				Yes	R-007
e) CONTRACT 30232 – Sewer Rehabilitation - \$8.2m - BLD Services				Yes	R-013
f) CONTRACT 30259 – Sewer Rehabilitation - \$14.9 - Hard Rock Construction				Yes	R-014
*CNO led discussion underway with FEMA on fully encumbered capped FEMA grant for waterline replacement - PW 21031 Katrina settlement					
<p>Power Complex is a transformational power modernization project to improve the reliability and redundancy of our power sources; Multiple funding sources include State Capital Outlay, FEMA, Federal HUD Grants/Earmark, CNO Funds, Fair Share Funds, Drainage Tax Bond, and PayGo Cash Financing</p>					
<p>Smart metering is a total replacement of water meters over with new technology that eliminates manual reads and provides real time data to customers; Multiple funding sources identified to date include Refunding bond proceeds and refinancing savings, Fair Share, and PayGo Cash Financing (additional sources are being pursued for the final years of the project).</p>					
<p>SELA is comprehensive urban control flood project led by the USACE; funding for our local match requirements and deferred long-term payback amount is through Drainage PayGo Cash financing.</p>					
<p>JIRR Waterline replacement is joint program led by DPW to utilize FEMA Grant funding which was capped in a settlement of Hurricane Katrina public assistance claims.</p>					
<p>Sewer System Evaluation & Rehabilitation (SSERP) is mandated by the EPA Consent Decree and represents a major overhaul of the Sewer System with the final basin to be completed by October 2025; funding sources include FEMA ESSA, Sewer Bonds, LADEQ Bonds, EPA WIFIA loan and related FEMA water funds being used to meet local match requirements (WIFIA program).</p>					
<p>Water Hammer Program (water towers and 2 major pumping station overhauls at Carrollton Water Plant) is funded fully by FEMA Hazard Mitigation Program with the final phase scheduled to be completed by late 2024</p>					

Customer Experience

These reports do not include actions and responses related to investigations. Customers served includes walk-ins, email, phone, and interactive voice response calls.

	Calls Received	Calls Answered	Calls Dropped	% Answered	Average Wait Time	IVR TOTALS	Walk-In Customers	E-mails Received	Total Customers Served
Nov-23	20,895	17,060	3,835	81.65%	5:55	24,392	3,589	2,742	47,783

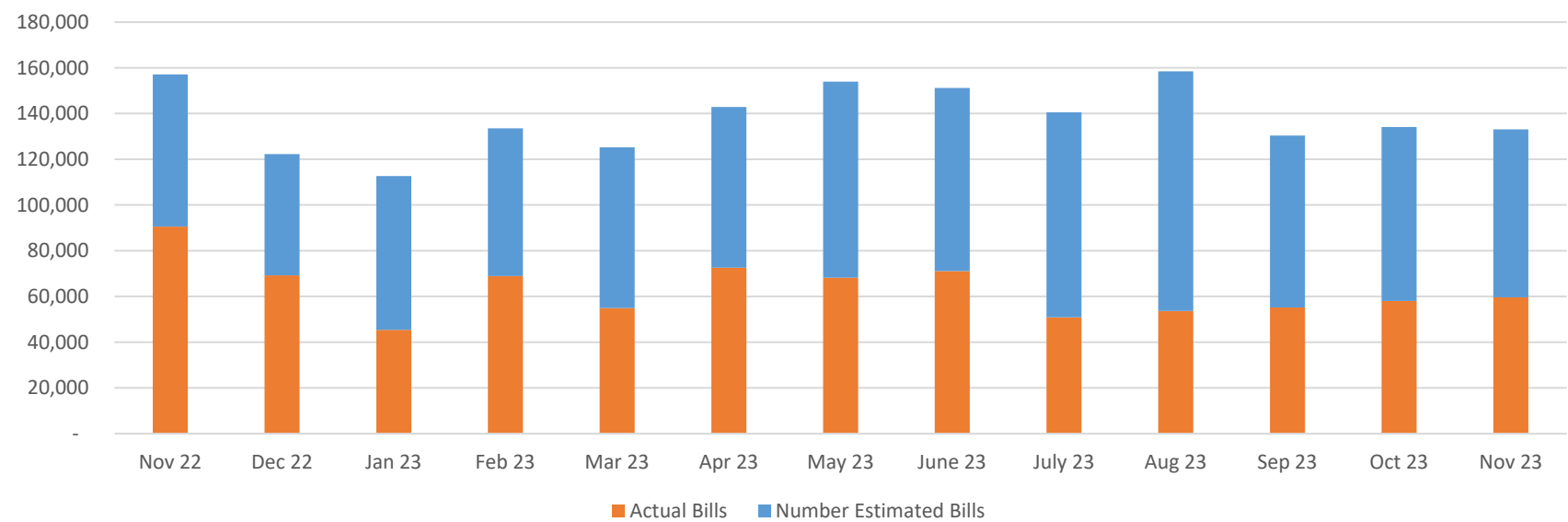
	Calls Received	Calls Answered	Calls Dropped	% Answered	Average Wait Time	IVR TOTALS	Walk-In Customers	E-mails Received	Total Customers Served
Dec-23	18,720	15,343	3,377	81.96%	5:21	22,264	3,417	2,456	43,480



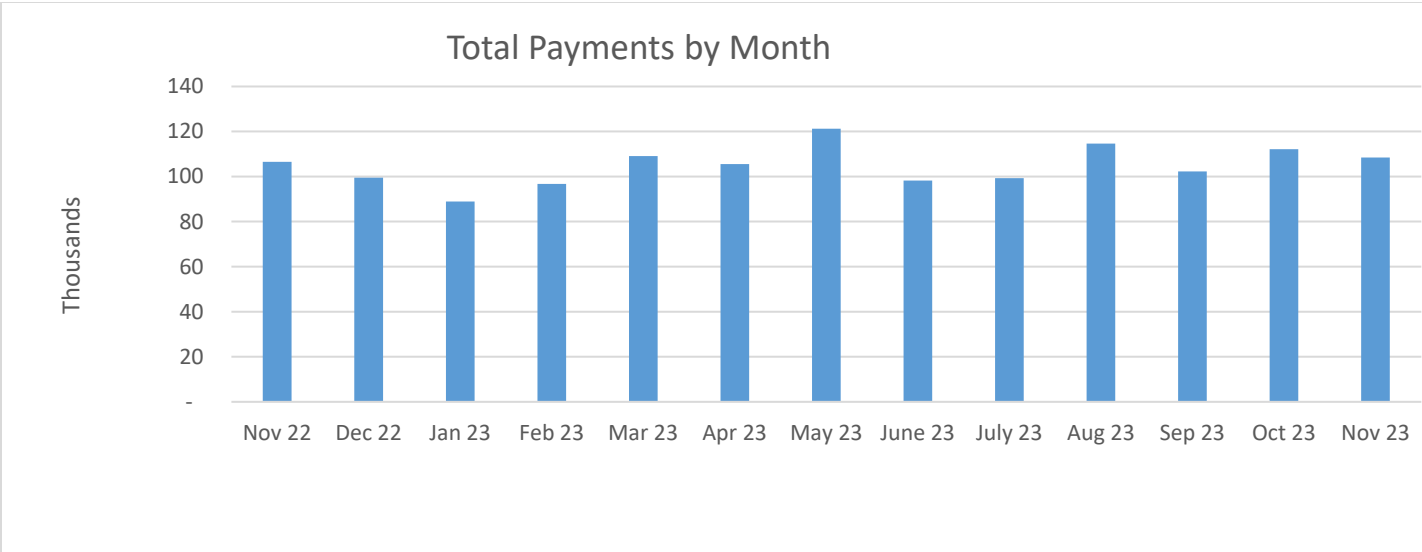
Billing Statistics

The following metrics help management measure and improve the bill accuracy, improve the customer response time, and implement best practice collection activity.

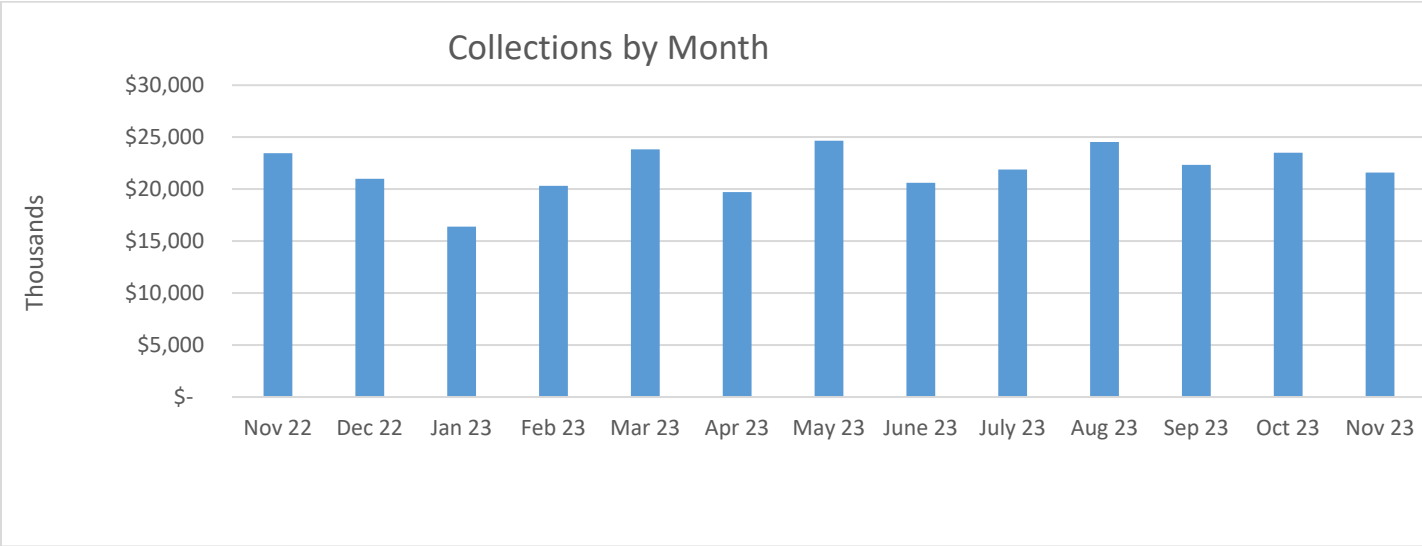
Customer Billings (Actuals and Estimated)



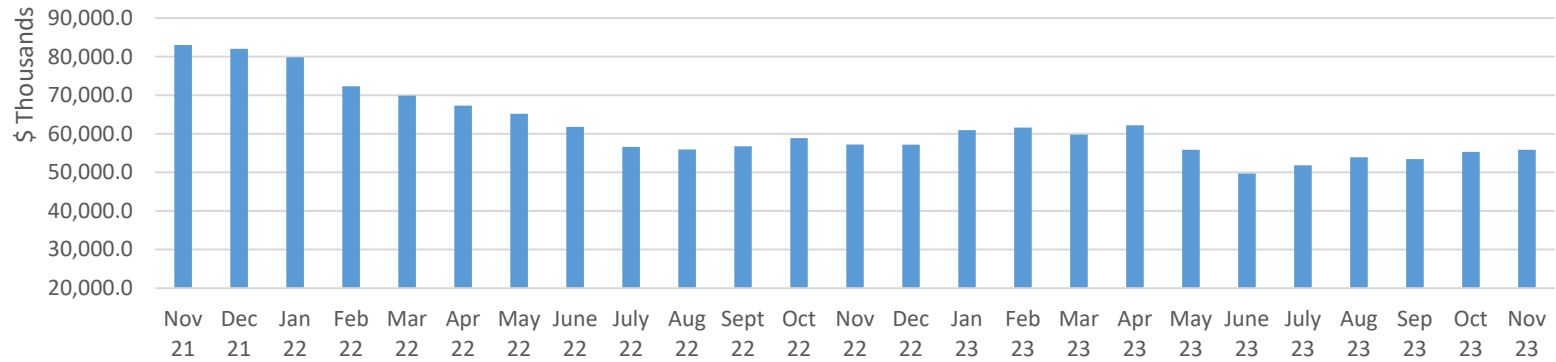
A total of **139,974** bills were issued in the Month up from prior month total of 135,740.



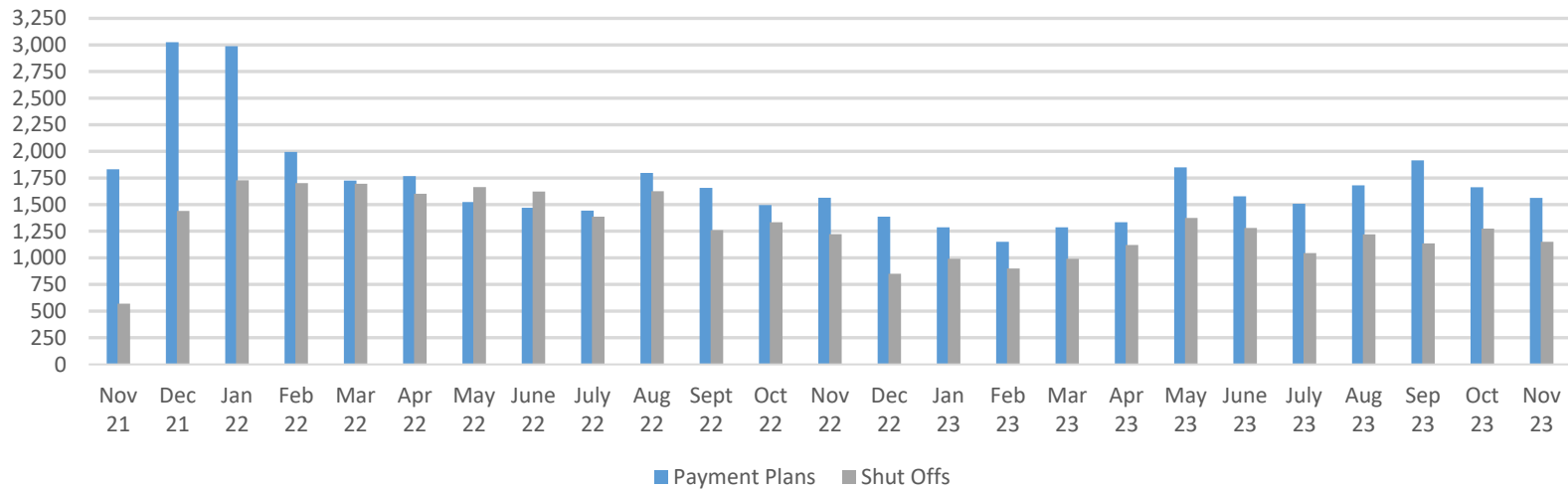
A total of **108,450** payments were received in the month down from prior month total of 112,117.



Active Accounts Total \$ Past Due



Payment Arrangements/Service Disconnects



Customer Accounts

CUSTOMER ACCOUNT AGING REPORT

November 30, 2023

	ACTIVE ACCOUNTS	ACCOUNTS IN DISPUTE	DELINQUENT ACTIVE ACCOUNTS	PAST DUE \$ AMOUNT (60+ DAYS)	\$ CHANGE FROM PRIOR MONTH	% CHANGE FROM PRIOR MONTH
Residential	122,618	3,831	21,851	37,028,360	(343,715)	-1%
Multi-Family	4,525	219	657	4,537,387	472,931	12%
Commercial	13,159	376	1,734	14,291,615	418,525	3%
TOTALS	140,302	4,426	24,242	\$55,857,362	\$547,741	1%

	30-Nov	31-Oct	30-Sep	31-Aug	31-Jul
Avg Days to Complete Investigation Requests	99	108	121	129	100
Inactive Accounts >60 days:	13,758	16,911	19,226	15,710	14,459
Total Accounts in Dispute:	4,426	4,458	4,728	4,787	5,286

**GENERAL SUPERINTENDENT RECOMMENDATIONS
FOR THE JANUARY 23, 2024
BOARD OF DIRECTORS MEETING**

A listing of the bids, change orders, amendments and final acceptances received during the month of December 2023 is included in the following report. A summary is attached for your review.

CONTRACT AWARDS/RENEWALS (6)

Page 3 R-001-2024	First and Final Award of Contract 2022-SWB-88 Furnishing Ferric Sulfate to the Algiers and Carrollton Water Plants Between the Sewerage and Water Board of New Orleans and USALCO
Page 6 R-002-2024	Award of Contract 30258 – Carrollton Basin No. 17 Sewer Rehabilitation Between the Sewerage and Water Board of New Orleans and Wallace C. Drennan, Inc
Page 9 R-007-2024	Authorization of Professional Services Agreement for the Water Treatment Master Plan Between the Sewerage and Water Board of New Orleans and CDM Smith
Page 12 R-008-2024	Second Renewal of Contract 30238 – Restoration of Gravity Flow Sanitary Sewers by Excavation and Replacement from Manhole to Manhole, CIPP Lining from Manhole to Manhole, CIPP Lining of Service Laterals and Point Repairs at Various Sites Throughout the City of New Orleans Between the Sewerage and Water Board of New Orleans and Wallace C. Drennan, Inc
Page 15 R-013-2024	Award of Contract 30232 – Carrollton Basin No. 3 Sewer Rehabilitation Between the Sewerage and Water Board of New Orleans and BLD Services, LLC
Page 18 R-014-2024	Award of Contract 30259 – Carrollton Basin No. 18 Sewer Rehabilitation Between the Sewerage and Water Board of New Orleans and Hard Rock Construction, LLC

CONTRACT CHANGE ORDER BY RATIFICATION (6)

Page 21 R-003-2024	Ratification of Change Order No. 2 for Contract YG19-0001 - Furnishing and Delivering Gasoline and Diesel Fuel Between the Sewerage and Water Board of New Orleans and Lard Oil
Page 24 R-005-2024	Ratification of Change Order No. 1 for Contract 30250-Carrollton Basin No. 9 Sewer Rehabilitation Between the Sewerage and Water Board of New Orleans and BLD Services, LLC
Page 27 R-009-2024	Ratification of Change Order No. 5 for Contract 1417 – Static Frequency Converter Procurement Project Between the Sewerage

and Water Board of New Orleans and Walter J. Barnes Electric Co, Inc

Page 31 R-010-2024 Ratification of Change Order No. 5 for Contract 1418-Carrollton Water Plant Utility Rack Between the Sewerage and Water Board of New Orleans and MR Pittman Group, LLC

Page 36 R-011-2024 Ratification of Change Order No. 5 for Contract 1376-Water Hammer Hazard Mitigation Program – High Lift Pumping Station and Panola Pumping Station Between the Sewerage and Water Board of New Orleans and MR Pittman Group, LLC

Page 41 R-012-2024 Ratification of Change Order No. 1 for Contract 2151-St. Bernard Transmission Main, TM002, FEMA Project Worksheet 19846 Multiple Neighborhoods Between the Sewerage and Water Board of New Orleans and Wallace C. Drennan, Inc

CONTRACT AMENDMENTS (4)

Page 44 R-016-2024 Authorization of Amendment No. 11 to the Agreement for Water Line Replacement Program Between the Sewerage and Water Board of New Orleans and Digital Engineering & Imaging, Inc

Page 48 R-017-2024 Authorization of Amendment No. 9 to the Agreement for Water Line Replacement Program Between the Sewerage and Water Board of New Orleans and G.E.C., Inc

Page 52 R-018-2024 Authorization of Amendment No. 13 to the Agreement for Water Line Replacement Program Between the Sewerage and Water Board of New Orleans and Linfield, Hunter & Junius, Inc

Page 57 R-019-2024 Authorization of Amendment No. 9 to the Agreement for Water Line Replacement Program Between the Sewerage and Water Board of New Orleans and Mott MacDonald, LLC

FIRST AND FINAL RENEWAL OF CONTRACT 2022- SWB-88-FURNISHING FERRIC SULFATE TO THE ALGIERS AND CARROLLTON WATER PLANTS

WHEREAS, under the provisions of the contract, the Board, with the contractor's concurrence, reserves the right to extend their contract; and

WHEREAS, the Sewerage and Water Board of New Orleans entered into Contract 2022-SWB-88 on April 1, 2023, USALCO, in the amount of \$2,646,380.00; and

WHEREAS, this renewal in the amount of \$2,646,380.00 will extend the contract completion date for an additional 365 days and bring the total contract amount to \$5,292,760.00;

NOW, THEREFORE BE IT RESOLVED that the request of USALCO, to extend its contract through March 31, 2025, is hereby approved.

I, Ghassan Korban, Executive Director,
Sewerage and Water Board of New Orleans,
do hereby certify that the above and foregoing
is a true and correct copy of a resolution adopted
at the Regular Meeting of said Board,
duly called and held, according to law, on
January 23, 2024.

Ghassan Korban,
EXECUTIVE DIRECTOR
SEWERAGE AND WATER BOARD OF NEW ORLEANS

Sewerage and Water Board of New Orleans
BOARD OF DIRECTORS CONTRACTOR FACT SHEET



ACTION REQUESTED

Approval of
AL230001 & CM230001-Furnishing Liquid Ferric Sulfate-2022-SWB-88 Renewal

CONTRACTOR/SUB/VENDOR INFORMATION

		DBE PARTICIPATION	
PRIME	SUBS	TARGET	ACTUAL
USALCO		0.00%	0.00%
Total		0.00%	0.00%

DESCRIPTION AND PURPOSE

Original Contract Value	\$2,646,380.00
Previous Change Orders	
% Change of Contract To Date	
Value of Requested Change	
% For This Change Order	
Has a NTP been Issued	
Total Revised Contract Value	\$5,292,760.00
% Total Change of Contract	100.0%
Original Contract Completion Date	
Previously Approved Extensions (Days)	
Time Extension Requested (Days)	
Proposed Contract Completion Date	3/31/2025

Purpose and Scope of the Contract:

Ferric sulfate is a chemical that is used in the potable water treatment process for coagulation of the solids in our raw water supply. This is a product that is manufactured, and is subsequently shipped by the manufacturer in specially lined pneumatic trailers to our facilities in dedicated transport equipment. This contract does not lend itself to DBE participation because of the specialized nature of the manufacturing process and the transport equipment, and we therefore respectfully recommend zero percent DBE participation.

Reason for Change:

Error/Omission <input type="checkbox"/>	Differing Site Condition <input type="checkbox"/>	Regulatory Requirement <input type="checkbox"/>
Design Change <input type="checkbox"/>	Other <input type="checkbox"/>	

Explain Reason for Change and justification including ramifications for not completing the change.

Spending to Date:

Cumulative Contract Amount (as of 1/1/2020)	
Cumulative Contract Spending (as of 1/1/2020)	

Contractor's Past Performance:

Contractor's Performance has been satisfactory

PROCUREMENT INFORMATION

Contract Type	Base Bid	Award Based On	Lowest Competitive Bid
Commodity	Goods and Services	Contract Number	2022-SWB-88
Contractor Market	Public Bid with Zero DBE participation		
Compliance with Procurement Laws?	Yes <input checked="" type="checkbox"/> No <input type="checkbox"/>	CMRC Date (if nec.) :	

BUDGET INFORMATION

Funding	SWB-O&M	Department	Water Purification
System	Water	Project Manager	Chad Lavoie
Job Number		Purchase Order #	

ESTIMATED FUND SOURCE

User	Share%	Dollar Amount	Reimbursable?
Sewer System	100%	\$ 2,646,380.00	
Water System			
TOTAL		\$ 2,646,380.00	

I certify that this contract action complies with all Sewerage and Water Board procurement policies and guidance, ethics rules and meets necessary regulatory requirements, including compliance with financing sources.

NAME-Alton DeLarge III

TITLE-Asst Water Purification Superintendent

DEPT-Water Purification

CONTRACT 30258 – CARROLLTON BASIN No. 17 SEWER REHABILITATION

WHEREAS, the Sewerage and Water Board of New Orleans (“Board”) advertised to the public a request for an invitation to bid Contract #30258 – Carrollton Basin No. 17 Sewer Rehabilitation; and

WHEREAS, three (3) bids were received on December 7, 2023 for the above-referenced contract; and

WHEREAS, on December 7, 2023, the following bids were opened;

- | | |
|--------------------------------|-----------------|
| 1. Wallace C Drennan, Inc. | \$ 5,388,534.00 |
| 2. Hard Rock Construction, LLC | \$ 6,458,253.50 |
| 3. Impetus Infrastructure, LLC | \$ 6,468,575.00 |

WHEREAS, the lowest responsive and responsible bid was determined to be from Wallace C Drennan, Inc., with a total base bid of \$5,388,534.00, and is recommended for the award;

NOW, THEREFORE BE IT RESOLVED, that the bid from Fleming Construction Co, LLC in the amount of \$9,891,203.00 is hereby accepted for Contract #30258 – Carrollton Basin No. 17 Sewer Rehabilitation and is hereby awarded to Wallace C Drennan, Inc. as the responsible and responsive low bidder.

I, Ghassan Korban, Executive Director,
Sewerage and Water Board of New Orleans,
do hereby certify that the above and foregoing
is a true and correct copy of a resolution adopted
at the Regular Meeting of said Board,
duly called and held, according to law, on
January 23, 2024.

Ghassan Korban,
EXECUTIVE DIRECTOR
SEWERAGE AND WATER BOARD OF NEW ORLEANS

Sewerage and Water Board of New Orleans
BOARD OF DIRECTORS CONTRACTOR FACT SHEET



ACTION REQUESTED

CONTRACT AWARD

30258 - Carrollton Basin No. 17 Sewer Rehabilitation

Approval to execute a contract between the Sewerage and Water Board and Wallace C. Drennan, Inc. in the amount of \$5,388,534.00.

CONTRACTOR/SUB/VENDOR INFORMATION

		DBE PARTICIPATION	
PRIME	SUBS	TARGET	
Wallace C. Drennan, Inc.	C&M Construction Group, Inc.	24.16%	
	Prince Dump Truck Service, LLC	7.42%	
	Choice Supply Solutions, LLC	3.03%	
	Blue Flash Sewer Service, Inc.	1.56%	
Total		36.17%	

DESCRIPTION AND PURPOSE

Original Contract Value	\$5,388,534.00
Has a NTP been Issued	No
Total Contract Value	\$5,388,534.00
Proposed Contract Completion Date	

Purpose and Scope of the Contract:

Contract 30258, as a part of the Carrollton Consent Decree from the EPA, consists of the rehabilitation of existing main line sanitary sewers via mainline cleaning and CCTV inspections, excavated point repairs, full length main line replacements, house connection service lateral replacements, full-length Cured-in-Place Pipe (CIPP) lining, service lateral Cured-in-Place Pipe (CIPP) lining and manhole rehabilitation. Work also includes associated interim and final pavement restoration.

Spending to Date:

Cumulative Contract Amount (as of 1/21/2023)	\$5,388,534.00
Cumulative Contract Spending (as of 1/21/2023)	\$0.00

Contractor's Past Performance:

Initial award.

PROCUREMENT INFORMATION

Contract Type	Base Bid	Award Based On	Lowest Competitive Bid
Commodity	Public Works Construction	Contract Number	30258
Contractor Market	Public Bid		
Compliance with Procurement Laws?	Yes <input checked="" type="checkbox"/> No <input type="checkbox"/>	CMRC Date (if nec.):	

BUDGET INFORMATION

Funding	317-08	Department	Network Engineering
System	Sewer	Project Manager	Kevin Braxton
Job Number		Purchase Order #	TBD

ESTIMATED FUND SOURCE

User	Share%	Dollar Amount	Reimbursable?
Sewer System		\$ 5,388,534.00	WIFIA
Water System			
Drainage System			
TOTAL		\$ 5,388,534.00	

I certify that this contract action complies with all Sewerage and Water Board procurement policies and guidance, ethics rules and meets necessary regulatory requirements, including compliance with financing sources.

Kevin Braxton, P.E.
Network Engineering

**AWARD OF PROFESSIONAL SERVICES AGREEMENT FOR THE WATER
TREATMENT MASTER PLAN**

WHEREAS, the Sewerage and Water Board of New Orleans (“Board”) requested proposals from a selection of Engineering firms, previously qualified in the practice area of Planning Services through the Board’s Request For Qualifications and adopted by Resolution R-006-2023; and

WHEREAS, The Board seeks assistance in developing a progressive, forward-looking Water Treatment Master Plan that contemplates renovation and/or replacement of its water treatment works considering future regulatory requirements, climate change, and new and emerging technologies; and

WHEREAS, two responsive proposals were received on October 26, 2023, for the above-referenced contract; and

WHEREAS, on October 26, 2023, the following proposals were opened:

1. CDM Smith
2. Ardurra

WHEREAS, the proposal submitted by CDM Smith was determined by consensus scoring to be the best-qualified proposal and recommended for award for a not-to-exceed fee of \$1,947,366.00;

NOW, THEREFORE BE IT RESOLVED, that the President or President Pro Tem of the Sewerage and Water Board is hereby authorized to execute on behalf of the Sewerage and Water Board of New Orleans a professional services agreement with CDM Smith for engineering services associated with the Water Treatment Master Plan for a not to exceed amount of \$1,947,366.00.

I, Ghassan Korban, Executive Director,
Sewerage and Water Board of New Orleans,
do hereby certify that the above and foregoing
is a true and correct copy of a resolution adopted
at the Regular Meeting of said Board,
duly called and held, according to law, on
January 23, 2024

Ghassan Korban
EXECUTIVE DIRECTOR
SEWERAGE AND WATER BOARD OF NEW ORLEANS

Sewerage and Water Board of New Orleans
BOARD OF DIRECTORS CONTRACTOR FACT SHEET



ACTION REQUESTED

CONTRACT AWARD

CDM Smith - Water Treatment Master Plan

Approval to execute the contract between the Sewerage and Water Board and CDM Smith in the amount of \$1,947,366.00

CONTRACTOR/SUB/VENDOR INFORMATION

		DBE PARTICIPATION GOAL: N/A	
PRIME	SUBS	TARGET	ACTUAL
CDM Smith	Infinity Engineering, Pivotal Engineering, Bright Moments LLC	35.00%	0.00%
Total		35.00%	0.0%

DESCRIPTION AND PURPOSE

Original Contract Value	\$1,947,366.00
Has a NTP been Issued	No
Total Contract Value	\$1,947,366.00
Proposed Contract Completion Date	

Purpose and Scope of the Contract:

SWBNO seeks assistance in developing a progressive, forward-looking Water Treatment Master Plan that contemplates full renovation and/or replacement of its water treatment works considering future regulatory requirements, climate change, and new and emerging technologies. The SWBNO Water Treatment Master Plan (WTMP) will be critical to protecting the regions' public health, quality of life, economic growth, and resiliency, while also addressing the impacts of climate change and other challenges over the next 50 years and beyond.

Spending to Date:

Cumulative Contract Amount (as of 11/30/2023)	
Cumulative Contract Spending (as of 11/30/2022)	

Contractor's Past Performance:

Initial Award

PROCUREMENT INFORMATION

Contract Type	Consulting & Engineering	Award Based On	
Commodity	Professional Services	Contract Number	
Contractor Market	Pre-approved vendor list		
Compliance with Procurement Laws?	Yes <input checked="" type="checkbox"/> No <input type="checkbox"/>	CMRC Date (if nec.):	

BUDGET INFORMATION

Funding	110-00	Department	Mechanical Engineering
System	Water	Project Manager	Thomas Moore
Job Number		Purchase Order #	

ESTIMATED FUND SOURCE

User	Share%	Dollar Amount	Reimbursable?
Sewer System	100%		no
Water System			
Drainage System			
TOTAL		\$ -	

I certify that this contract action complies with all Sewerage and Water Board procurement policies and guidance, ethics rules and meets necessary regulatory requirements, including compliance with financing sources.

Thomas Moore, P.E.
Senior Engineer
Mechanical Engineering

**SECOND RENEWAL FOR CONTRACT 30238 – RESTORATION OF GRAVITY FLOW
SANITARY SEWERS BY EXCAVATION AND REPLACEMENT FROM MANHOLE TO
MANHOLE, CIPP LINING FROM MANHOLE TO MANHOLE, CIPP LINING OF SERVICE
LATERALS AND POINT REPAIRS AT VARIOUS SITES THROUGHOUT THE CITY OF NEW
ORLEANS**

WHEREAS, under the provisions of the contract, the Board, with the contractor's concurrence, reserves the right to extend their contract; and

WHEREAS, the Sewerage and Water Board of New Orleans entered into Contract No. 30238 on November 17, 2021, Wallace C. Drennan, LLC, in the amount of \$5,188,390.00; and

WHEREAS, the contractor, Wallace C. Drennan, LLC, desires to extend its contract facilitating the continuity of its services, RESTORATION OF GRAVITY FLOW SANITARY SEWERS BY EXCAVATION AND REPLACEMENT FROM MANHOLE TO MANHOLE, CIPP LINING FROM MANHOLE TO MANHOLE, CIPP LINING OF SERVICE LATERALS AND POINT REPAIRS AT VARIOUS SITES THROUGHOUT THE CITY OF NEW ORLEANS; and

WHEREAS, One (1) change order has been approved (R-086-2022) for Contract 30238 to date; and

WHEREAS, One (1) renewal has been approved (R-011-2023) for Contract 30238 to date; and

WHEREAS, the DBE participation for this project is 36% and the participation through October 2023 is 1.38%. The low DBE percentage is due to a number of work orders that required outside contractors to be used. There were multiple locations that required pipe bursting or lining which were performed by specialized contractors.

WHEREAS, this \$5,188,390.00 Renewal will extend the contract completion date for an additional 365 days and bring the total contract amount to \$16,815,170.00 and funds for this project are budgeted under the Capital Budget 318-02; and

NOW, THEREFORE, BE IT RESOLVED, that the request of Wallace C. Drennan, LLC, to extend its contract through **February 15, 2025**, is hereby approved.

I, Ghassan Korban, Executive Director,
Sewerage and Water Board of New Orleans,
do hereby certify that the above and foregoing
is a true and correct copy of a resolution adopted
at the Regular Meeting of said Board,
duly called and held, according to law, on
January 23, 2024.

Ghassan Korban,
Executive Director
SEWERAGE AND WATERBOARD OF NEW ORLEANS

**Sewerage and Water Board of New Orleans
BOARD OF DIRECTORS CONTRACTOR FACT SHEET**



ACTION REQUESTED

CONTRACT CHANGE ORDER FOR RENEWAL #2

Contract #30238 – RESTORATION OF GRAVITY FLOW SANITARY SEWERS BY EXCAVATION AND REPLACEMENT FROM MANHOLE TO MANHOLE, CIPP LINING FROM MANHOLE TO MANHOLE, CIPP LINING OF SERVICE LATERALS AND POINT REPAIRS AT VARIOUS SITES THROUGHOUT THE CITY OF NEW ORLEANS

Approval to modify contract 30238, between the Sewerage and Water Board and WALLACE C. DRENNAN., LLC, in the amount of \$5,188,390.00

CONTRACTOR/SUB/VENDOR INFORMATION

		DBE PARTICIPATION	
PRIME	SUBS	TARGET	ACTUAL
WALLACE C. DRENNAN., LLC	C&M Construction Group, LLC	25.06%	0.53%
	Prince Dump Truck Service, LLC	7.52%	0.59%
	Choice Supply Solutions, LLC	6.36%	0.26%
Total		38.94%	1.38%

DESCRIPTION AND PURPOSE

Original Contract Value	\$5,188,390.00
Previous Change Orders	\$6,438,390.00
% Change of Contract To Date	124.1%
Value of Requested Change	\$5,188,390.00
% For This Change Order	100.0%
Has a NTP been Issued	Yes
Total Revised Contract Value	\$16,815,170.00
% Total Change of Contract	224.1%
Original Contract Completion Date	2/15/2023
Previously Approved Extensions (Days)	365
Time Extension Requested (Days)	365
Proposed Contract Completion Date	2/14/2025

Purpose and Scope of the Contract:

RESTORATION OF GRAVITY FLOW SANITARY SEWERS BY EXCAVATION AND REPLACEMENT FROM MANHOLE TO MANHOLE, CIPP LINING FROM MANHOLE TO MANHOLE, CIPP LINING OF SERVICE LATERALS AND POINT REPAIRS AT VARIOUS SITES THROUGHOUT THE CITY OF NEW ORLEANS

Reason for Change:

Error/Omission <input type="checkbox"/>	Differing Site Condition <input type="checkbox"/>	Regulatory Requirement <input type="checkbox"/>
Design Change <input type="checkbox"/>	Other <u>Renewal</u> <input checked="" type="checkbox"/>	

The reason for change order is to obtain renewal #1 for contract 30238 and extend the contract's services for an additional year (365 days). This is required in order to continue RESTORATION OF GRAVITY FLOW SANITARY SEWERS BY EXCAVATION AND REPLACEMENT FROM MANHOLE TO MANHOLE, CIPP LINING FROM MANHOLE TO MANHOLE, CIPP LINING OF SERVICE LATERALS AND POINT REPAIRS AT VARIOUS SITES THROUGHOUT THE CITY OF NEW ORLEANS

Pending to Date:

Cumulative Contract Amount (as of 12/1/2023)	\$11,626,780.00
Cumulative Contract Spending (as of 12/1/2023)	\$10,953,255.55

Contractor's Past Performance:

The contractor's performance has been satisfactory to date.

PROCUREMENT INFORMATION

Contract Type	Fixed Unit Rate	Award Based On	Lowest Competitive Bid
Commodity	Construction Services	Contract Number	30238
Contractor Market	Open Market with DBE participation		
Compliance with Procurement Laws?	Yes <input checked="" type="checkbox"/> No <input type="checkbox"/>	CMRC Date (if nec.) :	

BUDGET INFORMATION

Funding	C.P. 318-02	Department	Networks
System	Sewer	Project Manager	Andrew Nettles
Job Number		Purchase Order #	6000017 PG2022

ESTIMATED FUND SOURCE

User	Share%	Dollar Amount	Reimbursable?
Sewer System	100%	\$ 5,188,390.00	
Water System			
Drainage System			
TOTAL		\$ 5,188,390.00	

I certify that this contract action complies with all Sewerage and Water Board procurement policies and guidance, ethics rules and meets necessary regulatory requirements, including compliance with financing sources.

NAME _____ Ashraf Abdelbaqi, P.E.
TITLE Chief of Networks
DEPT Networks

CONTRACT 30232 – CARROLLTON BASIN No. 3 SEWER REHABILITATION

WHEREAS, the Sewerage and Water Board of New Orleans (“Board”) advertised to the public a request for an invitation to bid Contract #30232 – Carrollton Basin No. 3 Sewer Rehabilitation; and

WHEREAS, three (3) bids were received on December 21, 2023 for the above-referenced contract; and

WHEREAS, on December 21, 2023, the following bids were opened;

- | | |
|--------------------------------|-----------------|
| 1. BLD Services, LLC | \$ 8,254,058.00 |
| 2. Wallace C. Drennan, Inc. | \$10,288,996.00 |
| 3. Hard Rock Construction, LLC | \$10,992,270.00 |

WHEREAS, the lowest responsive and responsible bid was determined to be from BLD Services, LLC, with a total base bid of \$8,254,058.00, and is recommended for the award;

NOW, THEREFORE BE IT RESOLVED, that the bid from BLD Services, LLC in the amount of \$8,254,058.00 is hereby accepted for Contract #30232 – Carrollton Basin No. 3 Sewer Rehabilitation and is hereby awarded to BLD Services, LLC as the responsible and responsive low bidder.

I, Ghassan Korban, Executive Director,
Sewerage and Water Board of New Orleans,
do hereby certify that the above and foregoing
is a true and correct copy of a resolution adopted
at the Regular Meeting of said Board,
duly called and held, according to law, on
January 23, 2024.

Ghassan Korban,
EXECUTIVE DIRECTOR
SEWERAGE AND WATER BOARD OF NEW ORLEANS

Sewerage and Water Board of New Orleans
BOARD OF DIRECTORS CONTRACTOR FACT SHEET



ACTION REQUESTED

CONTRACT AWARD

30232 - Carrollton Basin No. 3 Sewer Rehabilitation

Approval to execute a contract between the Sewerage and Water Board and BLD Services in the amount of \$8,254,058.00.

CONTRACTOR/SUB/VENDOR INFORMATION

		DBE PARTICIPATION	
PRIME	SUBS	TARGET	
BLD Services	C&M Construction Group, Inc.	20.70%	
	Choice Supply Solutions, LLC	3.07%	
	Cooper Contracting Group, LLC	9.52%	
	Prince Dump Truck Services, LLC	2.76%	
Total		36.05%	

DESCRIPTION AND PURPOSE

Original Contract Value	\$8,254,058.00
Has a NTP been Issued	No
Total Contract Value	\$8,254,058.00
Proposed Contract Completion Date	

Purpose and Scope of the Contract:

Contract 30232, as a part of the Carrollton Consent Decree from the EPA, consists of the rehabilitation of existing main line sanitary sewers via mainline cleaning and CCTV inspections, excavated point repairs, full length main line replacements, house connection service lateral replacements, full-length Cured-in-Place Pipe (CIPP) lining, service lateral Cured-in-Place Pipe (CIPP) lining and manhole rehabilitation. Work also includes associated interim and final pavement restoration.

Spending to Date:

Cumulative Contract Amount (as of 1/21/2024)	\$8,254,058.00
Cumulative Contract Spending (as of 1/21/2024)	\$0.00

Contractor's Past Performance:

Initial award.

PROCUREMENT INFORMATION

Contract Type	Base Bid	Award Based On	Lowest Competitive Bid
Commodity	Public Works Construction	Contract Number	30232
Contractor Market	Public Bid		
Compliance with Procurement Laws?	Yes <input checked="" type="checkbox"/> No <input type="checkbox"/>	CMRC Date (if nec.):	

BUDGET INFORMATION

Funding	317-08	Department	Networks Engineering
System	Sewer	Project Manager	Kevin Braxton
Job Number		Purchase Order #	TBD

ESTIMATED FUND SOURCE

User	Share%	Dollar Amount	Reimbursable?
Sewer System		\$ 8,254,058.00	Yes
Water System			
Drainage System			
TOTAL		\$ 8,254,058.00	

I certify that this contract action complies with all Sewerage and Water Board procurement policies and guidance, ethics rules and meets necessary regulatory requirements, including compliance with financing sources.

Kevin Braxton
Principal Engineer
Network Engineering

CONTRACT 30259 – CARROLLTON BASIN No. 18 SEWER REHABILITATION

WHEREAS, the Sewerage and Water Board of New Orleans advertised, according to public bid law, a Request for Bids for Contract 30259 – Carrollton Basin No. 18 Sewer Rehabilitation; and

WHEREAS, on Thursday, December 14, 2023, the following bids were opened;

- | | |
|--------------------------------|------------------|
| 1. Hard Rock Construction, LLC | \$ 14,903,453.00 |
| 2. Impetus Infrastructure, LLC | \$ 15,145,848.00 |
| 3. Wallace C Drennan, INC | \$ 17,947,943.00 |
| 4. BLD Services, LLC | \$ 18,323,677.00 |

WHEREAS, the lowest responsive and responsible bid was determined to be from Hard Rock Construction, LLC with a total base bid of \$14,903,453.00, and is recommended for the award;

NOW, THEREFORE BE IT RESOLVED, that the bid from Hard Rock Construction, LLC in the amount of \$14,903,453.00 is hereby accepted for Contract #30259 – Carrollton Basin No. 18 Sewer Rehabilitation and is hereby awarded to Hard Rock Construction, LLC as the responsible and responsive low bidder.

I, Ghassan Korban, Executive Director,
Sewerage and Water Board of New Orleans,
do hereby certify that the above and foregoing
is a true and correct copy of a resolution adopted
at the Regular Meeting of said Board,
duly called and held, according to law, on
January 23, 2024.

Ghassan Korban,
EXECUTIVE DIRECTOR
SEWERAGE AND WATER BOARD OF NEW ORLEANS

Sewerage and Water Board of New Orleans
BOARD OF DIRECTORS CONTRACTOR FACT SHEET



ACTION REQUESTED

CONTRACT AWARD

30259 - Carrollton Basin No. 18 Sewer Rehabilitation

Approval to execute a contract between the Sewerage and Water Board and Hard Rock Construction, LLC in the amount of \$14,903,453.00

CONTRACTOR/SUB/VENDOR INFORMATION

		DBE PARTICIPATION	
PRIME	SUBS	TARGET	
Hard Rock Construction, LLC	EFT Diversified, Inc.	19.41%	
	Mitchell Contracting, Inc.	16.67%	
Total		36.08%	

DESCRIPTION AND PURPOSE

Original Contract Value	\$14,903,453.00
Has a NTP been Issued	No
Total Contract Value	\$14,903,453.00
Proposed Contract Completion Date	

Purpose and Scope of the Contract:

Contract 30259, as a part of the Carrollton Consent Decree from the EPA, consists of the rehabilitation of existing main line sanitary sewers via mainline cleaning and CCTV inspections, excavated point repairs, full length main line replacements, house connection service lateral replacements, full-length Cured-in-Place Pipe (CIPP) lining, service lateral Cured-in-Place Pipe (CIPP) lining and manhole rehabilitation. Work also includes associated interim and final pavement restoration.

Spending to Date:

Cumulative Contract Amount (as of 1/21/2023)	\$14,903,453.00
Cumulative Contract Spending (as of 1/21/2023)	\$0.00

Contractor's Past Performance:

Initial award.

PROCUREMENT INFORMATION

Contract Type	Base Bid	Award Based On	Lowest Competitive Bid
Commodity	Public Works Construction	Contract Number	30259
Contractor Market	Public Bid		
Compliance with Procurement Laws?	Yes <input checked="" type="checkbox"/> No <input type="checkbox"/>	CMRC Date (if nec.):	

BUDGET INFORMATION

Funding	317-08	Department	Network Engineering
System	Sewer	Project Manager	Kevin Braxton
Job Number		Purchase Order #	TBD

ESTIMATED FUND SOURCE

User	Share%	Dollar Amount	Reimbursable?
Sewer System		\$ 14,903,453.00	WIFIA
Water System			
Drainage System			
TOTAL		\$ 14,903,453.00	

I certify that this contract action complies with all Sewerage and Water Board procurement policies and guidance, ethics rules and meets necessary regulatory requirements, including compliance with financing sources.

Kevin Braxton, P.E.
Network Engineering

RATIFICATION OF CHANGE ORDER NO. 2 FOR CONTRACT YG19-0001 – Furnishing and Delivering Gasoline and Diesel Fuel

WHEREAS, the Sewerage and Water Board of New Orleans entered into Contract No. YG19-0001 on July 18, 2019 with Lard Oil, in the amount of \$1,308,852.76; and

WHEREAS, the Sewerage and Water Board of New Orleans exercised a first one-year Renewal on July 18, 2021 with Lard Oil, in the amount of \$1,308,852.76; and

WHEREAS, the Sewerage and Water Board of New Orleans exercised a second one-year Renewal on July 18, 2022 with Lard Oil, in the amount of \$1,308,852.76; and

WHEREAS, the supplier, Lard Oil, agrees to extend its contract facilitating the continuity of its services, furnishing and delivering gasoline and diesel fuel; and

WHEREAS, the first change Resolution No. R-077-2023 for YG19-0001 added an additional 135 days and \$600,000 as the execution of a new contract is in process; and

WHEREAS, this is the second change order requested for YG19-0001 to date; and

WHEREAS, the DBE participation for this project is 0%; and

WHEREAS, this \$300,000.00 Change Order will extend the contract completion date for an additional 60 days and bring the total contract amount to \$6,135,411.04 and funds for this project are budgeted under the O & M 0840/4460; and

NOW, THEREFORE, BE IT RESOLVED, the approval of Change Order No. 2 for Contract YG19-0001 is hereby ratified by the Sewerage and Water Board of New Orleans increasing the amount by \$300,000.00 bringing the Contract total to \$6,135,411.04 and extending the contract duration through January 31, 2024.

I, Ghassan Korban, Executive Director,
Sewerage and Water Board of New Orleans,
do hereby certify that the above and foregoing
is a true and correct copy of a resolution adopted
at the Regular Meeting of said Board,
duly called and held, according to law, on
January 23, 2024.

Ghassan Korban,
EXECUTIVE DIRECTOR
SEWERAGE AND WATER BOARD OF NEW ORLEANS

**Sewerage and Water Board of New Orleans
BOARD OF DIRECTORS CONTRACTOR FACT SHEET**



ACTION REQUESTED

CONTRACT CHANGE ORDER No. 2

CONTRACT YG19-0001: Provide Gasoline and Diesel Fuel for the S&WB of New Orleans

Approval to modify contract YG19-0001, between the Sewerage and Water Board and Lard Oil in the amount of \$300,000.00

CONTRACTOR/SUB/VENDOR INFORMATION

		DBE PARTICIPATION	
PRIME	SUBS	TARGET	ACTUAL
<i>Lard Oil</i>	N/A		
Total		0.00%	0.00%

DESCRIPTION AND PURPOSE

Original Contract Value	\$2,617,705.52
Previous Change Orders	\$600,000.00
% Change of Contract To Date	22.9%
Value of Requested Change	\$300,000.00
% For This Change Order	11.5%
Previous Renewals	\$2,617,705.52
Value of Requested Change Order	\$300,000.00
<i>Has a NTP been Issued</i>	Yes
Total Revised Contract Value	\$6,135,411.04
% Total Change of Contract	17.2%
Original Contract Completion Date	7/18/2021
Previously Approved Extensions (Days)	865
Time Extension Requested (Days)	31
Proposed Contract Completion Date	12/31/2023

Purpose and Scope of the Contract:

This contract is a service contract required in order to fuel the S&WB's fleet of vehicles, pumps and generators that are throughout Orleans Parish. This contract extension will be used to keep fuel services in place during the bid period for a new contract. Original Contract was for 2 years with two(2)-1 year extensions.

Reason for Change:

Error/Omission <input type="checkbox"/>	Differing Site Condition <input type="checkbox"/>	Regulatory Requirement <input type="checkbox"/>
Design Change <input type="checkbox"/>	Other <input checked="" type="checkbox"/> X Renewal <input type="checkbox"/>	

The reason for this action is to obtainan extension for contract YG19-0001 for an additional 31 days to allow for the execution of a the new contract which has been bid.

Spending to Date:

Cumulative Contract Amount (as of 11/30/2023)	\$5,800,000.00

Contractor's Past Performance:

The contractor's performance has been satisfactory to date.

PROCUREMENT INFORMATION

Contract Type	Base Bid	Award Based On	Lowest Competitive Bid
Commodity	Public Works Services	Contract Number	YG19-0001
Contractor Market	Public Bid with no DBE participation		
Compliance with Procurement Laws?	Yes <input checked="" type="checkbox"/> No <input type="checkbox"/>	CMRC Date (if nec.) :	

BUDGET INFORMATION

Funding	O & M 0840/4460	Department	Support Services
System	General Fund	Project Manager	David Cappel
Job Number	YG22-0038	Purchase Order #	PC-20220001932

ESTIMATED FUND SOURCE

User	Share%	Dollar Amount	Reimbursable?
Sewer System	40%	\$120,000.00	No
Water System	40%	\$120,000.00	
Drainage System	20%	\$60,000.00	
TOTAL		\$300,000.00	

I certify that this contract action complies with all Sewerage and Water Board procurement policies and guidance, ethics rules and meets necessary regulatory requirements, including compliance with financing sources.

David Cappel, P.E
Director of Support Services
Support Services Department

**RATIFICATION OF CHANGE ORDER NO. 1 A FOR CONTRACT 30250 –
CARROLLTON BASIN No. 9 SEWER REHABILITATION**

WHEREAS, the Sewerage and Water Board of New Orleans advertised on March 20, 2023, according to public bid law, a Request for Bids for Contract 30250 – Carrollton Basin No. 9 Sewer Rehabilitation; and,

WHEREAS, DPW wants to complete work in RR067 before it awards more work in the Carrollton Basin. This Change Order moves twelve (12) manhole liners from DPW Contract RR067 into SWB Contract 30250 to facilitate DPW's scope of work being completed. As well as adds the necessary quantities to accomplish the work.,

WHEREAS, Change Order No. 1, in the amount of \$72,000.00 brings the accumulated Contract Change Order total to \$72,000.00 or 18.20% percent of the original Contract; and,

NOW THEREFORE BE IT RESOLVED, the approval of Change Order No. 1 for Contract 30250 is hereby ratified by the Sewerage and Water Board of New Orleans increasing the amount of the Contract by \$72,000.00 bringing the Contract total to \$467,998.00.

I, Ghassan Korban, Executive Director,
Sewerage and Water Board of New Orleans,
do hereby certify that the above and foregoing
is a true and correct copy of a resolution adopted
at the Regular Meeting of said Board,
duly called and held, according to law, on
January 23, 2024.

Ghassan Korban,
EXECUTIVE DIRECTOR
SEWERAGE AND WATER BOARD OF NEW ORLEANS

**Sewerage and Water Board of New Orleans
BOARD OF DIRECTORS CONTRACTOR FACT SHEET**



ACTION REQUESTED

Change Order

30250 - Carrollton Basin No. 9 Sewer Rehabilitation

Approval to execute a change order between the Sewerage and Water Board and BLD Services, LLC in the amount of \$72,000.00

CONTRACTOR/SUB/VENDOR INFORMATION

		DBE PARTICIPATION	
PRIME	SUBS	TARGET	
<i>BLD Services, LLC</i>	<i>C&M Construction Group, Inc.</i>	16.61%	
	<i>Choice Supply Solutions, LLC</i>	2.05%	
	<i>Advantage Manhole & Concrete Services, Inc.</i>	14.74%	
	<i>Prince Dump Truck Service, LLC</i>	2.65%	
Total		36.05%	

DESCRIPTION AND PURPOSE

Original Contract Value	\$395,998.00
Previous Change Orders	\$0.00
% Change of Contract To Date	0.00%
Value of Requested Change	\$72,000.00
% For This Change Order	18.18%
<i>Has a NTP been Issued</i>	<i>Yes</i>
Total Contract Value	\$467,998.00
% Total Change of Contract	118.2%
Original Contract Completion Date	1/20/2024
Previously Approved Extensions (Days)	0
Time Extension Requested (Days)	0
Proposed Contract Completion Date	1/20/2024

Purpose and Scope of the Contract:

Contract 30250, as a part of the Carrollton Consent Decree from the EPA, consists of the rehabilitation of existing main line sanitary sewers via mainline cleaning and CCTV inspections, excavated point repairs, full length main line replacements, house connection service lateral replacements, full-length Cured-in-Place Pipe (CIPP) lining, service lateral Cured-in-Place Pipe (CIPP) lining and manhole rehabilitation. Work also includes associated interim and final pavement restoration.

Reason for Change:

In Scope	Differing Site Condition	Regulatory Requirement
Design Change	Other _____	

This Change Order moves twelve (12) manhole liners from DPW Contract RR067 into SWB Contract 30250. As well as adds the necessary quantities to accomplish the work

Spending to Date:

Cumulative Contract Amount (as of 4//2022)	
Cumulative Contract Spending (as of 4//2022)	

Contractor's Past Performance:

BLD has an excellent work record for the Board.

PROCUREMENT INFORMATION

Contract Type	Base Bid	Award Based On	Lowest Competitive Bid
Commodity	Public Works Construction	Contract Number	30250
Contractor Market	Public Bid		
Compliance with Procurement Laws?	Yes <input checked="" type="checkbox"/> No <input type="checkbox"/>	CMRC Date (if nec.) :	

BUDGET INFORMATION

Funding	317-08	Department	Networks Engineering
System	Sewer	Project Manager	Kevin Braxton
Job Number		Purchase Order #	TBD

ESTIMATED FUND SOURCE

User	Share%	Dollar Amount	Reimbursable?
Sewer System		\$ 72,000.00	WIFIA
Water System			
Drainage System			
TOTAL		\$ 72,000.00	

I certify that this contract action complies with all Sewerage and Water Board procurement policies and guidance, ethics rules and meets necessary regulatory requirements, including compliance with financing sources.

Kevin Braxton
Senior Engineer
Networks Engineering

**RATIFICATION OF CHANGE ORDER NO. 5 FOR CONTRACT 1417 – STATIC
FREQUENCY CONVERTER PROCUREMENT PROJECT**

WHEREAS, on June 28, 2021, the Sewerage and Water Board of New Orleans (“Board”) entered into Contract 1417 with Walter J. Barnes Electric Co, Inc. (Barnes) in the amount of \$9,878,000.00 for one (1) static frequency converter; and

WHEREAS, the Board, by Resolution R-002-2022 ratified Change Order 1 in the amount of \$21,590,000.00 on February 16, 2022. Change Order 1 included the addition of SFC 2 and 3; and

WHEREAS, the Board, by Resolution R-043-2023 ratified Change Order 2 in the amount of \$696,001.68 on April 19, 2023. Change Order 2 included costs due to the delay in the NTP for SFC 2 and 3; and

WHEREAS, the Board, by Resolution R-085-2023 ratified Change Order 3 in the amount of \$164,305.01 on July 19, 2023. Change Order 3 included the costs for storage on SFC 1 transformers; and

WHEREAS, the Board, by Resolution R-101-2023 ratified Change Order 4 in the amount of \$27,876.00 on September 20, 2023. Change Order 4 included the additional factory acceptance tests not originally required in the contract; and

WHEREAS, the Board is exempt by statute from any state (Louisiana) and local taxes. The Board's tax exempt status was not originally made part of the Contract therefore the bid price was inclusive of taxes. The Board issued Louisiana Department of Revenue Form R-1020, Designation of Construction Contractor as Agent of Governmental Entity Sales Tax Exemption Certification (Certificate) on 4/13/23 which designated Barnes as its agent for the purpose of making sales tax exempt purchases. As indicated in the Certificate, the "designation of agency shall be effective for purchases of component construction materials, taxable services and leases and rentals of tangible personal property ... " as defined by R.S. 47.301(16)(a). In response to ITC-004, Barnes submitted RFC-112 on 10/16/2023 for a credit of \$1,118,247.74. This value is based on an estimate of the taxes originally included in the contract that had not yet been paid as of the issuance of the Tax Exempt Certificate. RFC-112 also included a correction (credit for \$62,194.59) for the discrepancy that occurred during the authorization of FCO-002; and

NOW THEREFORE BE IT RESOLVED, the approval of Change Order 5 for Contract 1417 is hereby ratified by the Sewerage and Water Board of New Orleans decreasing the amount of the contract by \$1,118,247.74 bringing the Contract total to \$31,237,934.95.

I, Ghassan Korban, Executive Director,
Sewerage and Water Board of New Orleans,
do hereby certify that the above and foregoing
is a true and correct copy of a resolution adopted
at the Regular Meeting of said Board,
duly called and held, according to law, on
January 23, 2024

Ghassan Korban
EXECUTIVE DIRECTOR
SEWERAGE AND WATER BOARD OF NEW ORLEANS

**Sewerage and Water Board of New Orleans
BOARD OF DIRECTORS CONTRACTOR FACT SHEET**



ACTION REQUESTED

**CONTRACT CHANGE ORDER NO. 5
CONTRACT NUMBER 1417 - Static Frequency Converter**

Approval to modify contract 1417, between the Sewerage and Water Board and Walter J. Barnes Electric Co., Inc., in the amount of
\$(1,118,247.74)

CONTRACTOR/SUB/VENDOR INFORMATION

		DBE PARTICIPATION	
PRIME	SUBS	TARGET	ACTUAL
Walter J. Barnes Electric Co., Inc.		0.00%	0.00%
		0.00%	0.00%
		0.00%	0.00%
Total		0.00%	0.00%

DESCRIPTION AND PURPOSE

Original Contract Value	\$9,878,000.00
Previous Change Orders	\$22,478,182.69
% Change of Contract To Date	227.6%
Value of Requested Change	(\$1,118,247.74)
% For This Change Order	-11.3%
Has a NTP been Issued	Yes
Total Revised Contract Value	\$31,237,934.95
% Total Change of Contract	216.2%
Original Contract Completion Date	1/24/2023
Previously Approved Extensions (Days)	359
Time Extension Requested (Days)	0
Proposed Contract Completion Date	1/18/2024

Purpose and Scope of the Contract:

Brief description of original contract scope.

The SOW for Contract CP-1417 Static Frequency Converter Procurement Project includes design, procurement, assembly, testing, delivery, and commissioning of one (1) new Static Frequency Converter (SFC) and associated auxiliary equipment, which will provide for an interconnection between the existing 60-Hz Turbine 6 and critical 25-Hz loads throughout the system. Improvements in overall system reliability, safety, operations, and maintenance will be achieved. The Work will be completed in all respects within 561 calendar days from the date of the work order.

Reason for Change:

Error/Omission <input type="checkbox"/>	Differing Site Condition <input type="checkbox"/>	Regulatory Requirement <input type="checkbox"/>
Design Change <input type="checkbox"/>	Other <input checked="" type="checkbox"/>	

FCO-005 - Tax Exempt Adjusted Contract Value - \$(1,118,247.74): The Sewerage & Water Board of New Orleans is exempt by statute from any state (Louisiana) and local taxes. SWBNO's tax exempt status was not originally made part of the Contract therefore the bid price was inclusive of taxes. The SWBNO issued Louisiana Department of Revenue Form R-1020, Designation of Construction

Contractor as Agent of Governmental Entity Sales Tax Exemption Certification (Certificate) on 4/13/23 which designated Barnes as its agent for the purpose of making sales tax exempt purchases. As indicated in the Certificate, the "designation of agency shall be effective for purchases of component construction materials, taxable services and leases and rentals of tangible personal property ... " as defined by R.S. 47.301(16)(a). In response to ITC-004, Barnes submitted RFC-112 on 10/16/2023 for a credit of \$1,118,247.74. This value is based on an estimate of the taxes originally included in the contract that had not yet been paid as of the issuance of the Tax Exempt Certificate. RFC-112 also included a correction (credit for \$62,194.59) for the discrepancy that occurred during the authorization of FCO-002.

Spending to Date:

Cumulative Contract Amount (as of 06/27/2023)	\$32,356,182.69
Cumulative Contract Spending (as of 01/04/2024)	\$17,953,377.50

Contractor's Past Performance:

PROCUREMENT INFORMATION

Contract Type	Base Bid	Award Based On	Lowest Competitive Bid
Commodity	Public Works Construction	Contract Number	1417
Contractor Market	Public Bid with DBE participation		
Compliance with Procurement Laws?	Yes <input checked="" type="checkbox"/> No <input type="checkbox"/>	CMRC Date (if nec.) :	

BUDGET INFORMATION

Funding	676-16	Department	7500
System	Drainage	Project Manager	Jamie Rowe, PE
Job Number	01417HMP	Purchase Order #	PG20216000145

ESTIMATED FUND SOURCE

User	Share%	Dollar Amount	Reimbursable?
Sewer System	100%		
Water System			
Drainage System			
TOTAL		\$ (1,118,247.74)	

I certify that this contract action complies with all Sewerage and Water Board procurement policies and guidance, ethics rules and meets necessary regulatory requirements, including compliance with financing sources.

Jamie Rowe, PE
Civil Engineering

**RATIFICATION OF CHANGE ORDER NO. 5 FOR CONTRACT 1418 –
CARROLLTON WATER PLANT UTILITY RACK**

WHEREAS, on January 3, 2023, the Sewerage and Water Board (Board) entered into Contract 1418 with M.R. Pittman Group, LLC (MRPG) in the amount of \$32,215,000.00 for the construction of The Utility Rack at the Carrollton Water Plant; and

WHEREAS, the Executive Director, by Executive Director's Approval of Change Order ED-008-2023, approving two Field Change Orders (FCO). FCO-001 and FCO-002 authorized the purchase of The Construction Management Office (CMO) office space and modifications to the mudline line stop, respectively, with Change Order 1 in the amount of \$361,839.03 on April 20, 2023; and

WHEREAS, The Board, by R-084-2023, approved Change Order 2 on July 17, 2023, increasing the contract by \$148,962.91. Change Order 2 included FCO-003, the cutting and splicing of piles to reduce the pick weights and fall radius of the piles as they were being set by the crane; and

WHEREAS, The Board, by R-102-2023, approved Change Order 3 on September 20, 2023, decreasing the contract by \$523,135.87. Change Order 3 included two FCOs. FCO-004 accounted for the clearing of underground interferences MRPG encountered while in Segment C. FCO-005 accounted for the instruction to MRPG to provide a value for the state and local taxes that were yet to be paid as SWBNO issued Louisiana Department of Revenue Form R-1020, designating MRPG as its agent for the purpose of making sales tax exempt from purchases; and

WHEREAS, The Board, by R-108-2023, approved Change Order 4 on November 17, 2023, increasing the contract by \$115,579.37. Change Order 4 included three FCOs. FCO-006 was a change to the East Transition Structure to address discrepancy between design pile cut-off elevation and the actual ground elevations at the pile locations. FCO-007 was a partial credit back to SWB for FCO-003, based on a revised proposal from MRPG that accounts for cost savings to MRPG. FCO-008 was for modifications to Table Tops 31 and 32, due to conflicts encountered during the potholing process, leading to modifications in the locations of piles #44, #46, and #50; and

WHEREAS, This Change Order 5 includes two FCOs that are being issued unilaterally with approved costs as determined by the CMO with the opportunity for MRPG to present further justification to substantiate additional claims. FCO-009 is for various underground interferences MRPG encountered while in Segment D. FCO-010 is for slab demolition that was not accounted for on the original contract drawings under Piles 20N and 21. This Change Order increases the Contract Amount by \$460,816.11 for a revised Contract Amount of \$32,779,061.55, bringing the total Change Order amount to \$564,061.55, or 1.75% of the Original Contract Amount.

NOW THEREFORE BE IT RESOLVED, Change Order 5 for Contract 1418 is hereby ratified by the Sewerage and Water Board of New Orleans increasing the Contract Amount by \$460,816.11, bringing the Contract total to \$32,779,061.55.

I, Ghassan Korban, Executive Director,
Sewerage and Water Board of New Orleans,
do hereby certify that the above and foregoing
is a true and correct copy of a resolution adopted
at the Regular Meeting of said Board,
duly called and held, according to law, on
January 23, 2024

Ghassan Korban
EXECUTIVE DIRECTOR
SEWERAGE AND WATER BOARD OF NEW ORLEANS

Sewerage and Water Board of New Orleans
BOARD OF DIRECTORS CONTRACTOR FACT SHEET



ACTION REQUESTED

**CONTRACT CHANGE ORDER
CONTRACT NUMBER 1418 - Utility Rack**

Approval to modify contract 1418, between the Sewerage and Water Board and M.R. Pittman Group, LLC, in the amount of
\$460,816.11

CONTRACTOR/SUB/VENDOR INFORMATION

		DBE PARTICIPATION	
PRIME	SUBS	TARGET	ACTUAL
M.R. Pittman Group, LLC	SSE Steel Fabrication	20.00%	21.37%
	The Beta Group	0.10%	0.03%
	Bayou Concrete	0.10%	0.01%
Total		20.20%	21.41%

DESCRIPTION AND PURPOSE

Original Contract Value	\$32,215,000.00
Previous Change Orders	\$103,245.44
% Change of Contract To Date	0.3%
Value of Requested Change	\$460,816.11
% For This Change Order	1.4%
Has a NTP been Issued	Yes
Total Revised Contract Value	\$32,779,061.55
% Total Change of Contract	1.8%
Original Contract Completion Date	1/3/2024
Previously Approved Extensions (Days)	0
Time Extension Requested (Days)	0
Proposed Contract Completion Date	1/3/2024

Purpose and Scope of the Contract:

Brief description of original contract scope.

The SOW for Contract CP-1418 Utility Rack includes supply, fabrication, and installation of approximately 1,700 linear feet of galvanized structural steel utility rack, including forty-nine electrical conduits and one 8-inch natural gas pipeline which will connect the new power generating equipment at the WPC within the C7 basin to the existing power infrastructure located on the east side of the SWBNO property at Central Control and Turbine 6.

Reason for Change:

Error/Omission <input checked="" type="checkbox"/>	Differing Site Condition <input checked="" type="checkbox"/>	Regulatory Requirement <input type="checkbox"/>
Design Change <input type="checkbox"/>	Other <input type="checkbox"/>	

FCO-009 - Demo Activities for Pile Installation at Segment D - \$167,661.69: Potholing of Segment D was required to clear potential interferences prior to pile installation. During this effort, several obstructions were encountered that resulted in extra work including shifting pile locations, conducting additional potholing, and performing demolition of obstructions in conflict with piles. Demolition

activities included removal of approximately 20 feet of duct bank in conflict with Piles 42 and 43 and demolition of an unknown duct bank near Pile 54. Various other activities were required during installation of Segment D piles such as installation of sheeting / shoring at Pile 44 and 46 to allow excavation to greater than the 10 foot depth as well as water management at specific pile locations where Board water lines had excessive leaks and made excavation difficult. For example, a significant leak in a 24" water line near Pile 50 was repaired as part of this WCD.

FCO-010 - Piles 20N and 21 Slab Demo - \$293,154.42: During initial efforts of potholing Piles 20N and 21, a 6" PVC line, part of an abandoned drainage system, was discovered. It was determined that this 6" PVC could be removed or otherwise ignored during installation of these piles. In addition to the 6" PVC, the presence of a lower slab, part of the former C-basin south wall, was brought to the Contractor's attention and subsequently confirmed via additional potholing efforts at these locations to a depth of 12-15 feet deep (potholing is required prior to installation of piles to a minimum depth of 10 feet below existing grade). Note that this slab was previously identified during pre-construction potholing efforts conducted by Boh Brothers as well as indicated on Reference Drawings included with the Contract Documents and "technical data." It was not, however, clearly shown on IFC drawing 12181-W25 (Sheet No. 16 of 137). The Owner authorized Contractor, via WCD-007, to proceed with efforts to demolish slab to accommodate pile installation as extra work under reasonable and justifiable costs.

Spending to Date:

Cumulative Contract Amount (as of 12/13/2023)	\$32,318,245.44
Cumulative Contract Spending (as of 12/13/2023)	\$26,518,820.68

Contractor's Past Performance:

PROCUREMENT INFORMATION

Contract Type	Base Bid	Award Based On	Lowest Competitive Bid
Commodity	Public Works Construction	Contract Number	1418
Contractor Market	Public Bid with DBE participation		
Compliance with Procurement Laws?	Yes <input checked="" type="checkbox"/> No <input type="checkbox"/>	CMRC Date (if nec.) :	

BUDGET INFORMATION

Funding	676-16	Department	Civil Engineering, 7500
System	Drainage	Project Manager	Jamie Rowe, PE
Job Number	01418XXX	Purchase Order #	PG20226000113

ESTIMATED FUND SOURCE

User	Share%	Dollar Amount	Reimbursable?
Sewer System	100%		Fair Share
Water System			
Drainage System		\$460,816.11	
TOTAL		\$460,816.11	

I certify that this contract action complies with all Sewerage and Water Board procurement policies and guidance, ethics rules and meets necessary regulatory requirements, including compliance with financing sources.

Jamie Rowe, PE
Civil Engineering

RATIFICATION OF CHANGE ORDER NO. 5 FOR CONTRACT 1376 – WATER HAMMER HAZARD MITIGATION PROGRAM – HIGH LIFT PUMPING STATION AND PANOLA PUMPING STATION

WHEREAS, on December 15, 2021, by Resolution R-127-2021, the Sewerage and Water Board of New Orleans awarded Contract 1376 to M.R. Pittman Group, LLC in the amount of \$20,130,000.00 for Water Hammer Hazard Mitigation Program – High Lift Pump Room and Panola Pumping Station Improvements; and,

WHEREAS, the Executive Director, by ED-009-2023 approved Change Order 1 authorized the addition of Special Conditions for FEMA Compliance to the Contract Specifications per FEMA’s guidance. This Change Order 1 did not change the Contract Times or Cost; and

WHEREAS, the Executive Director by ED-012-2023 approved Change Order 2, decreasing the Contract Cost by \$662,138.62 and adding 118 days to the Contract Times. Change Order 2 included 11 Field Changes including piping modifications due to existing conditions, additional exploratory excavations, an additional pump inspection, changes to the pump rehabs as a response to discoveries made during the inspections of the pumps, a time extension due to the SWB’s inability to release Panola Pumping Station for operational reasons, deduction of a line stop from the contract, and mitigation of excessive water intrusion in the project site; and

WHEREAS, the Board by R-066-2023 approved Change Order 3 on June 21, 2023, increasing the Contract Cost by \$1,098,525.08 and adding 87 days to the Contract Times. Change Order 3 included the addition of an electric motor to High Lift Pumping Station. Since 1961, the High Lift Pumping Station, a critical component of the water distribution system, has been composed of two pumps driven by steam turbines. As the power plant primarily relied on steam for the steam-turbine generators, the configuration was practical and efficient. However, in recent years, Operations’ reliance on steam has reduced, and, in 2019, after a failure of High Lift Pump A’s gearbox, staff converted the steam driven pump to a pump with an electrically driven motor by procuring and installing one. In the following years, Pump B, the other steam-driven pump, experienced multiple failures, but maintenance staff returned the turbine to service each time. With that came the recommendation to replace the steam turbine with an electric motor to match Pump A. Staff requested a proposal from the contractor to purchase and install an electric motor on Pump B and commission the pump and motor at the same time. Performing this work at the same time maximizes efficiency and minimizes liability for staff; and

WHEREAS, the Board by R-100-2023 ratified Change Order 4 on September 20, 2023 increasing the Contract Cost by \$461,310.49. Change Order 4 included the coating and waterproofing of the Panola Pumping Station Clearwell. The Panola Pumping Station Structure, nearly a century old, still consists of the original structural elements and concrete finish. In a move to be proactive, staff evaluated the structure and decided to add an epoxy coating to the clearwell of the station, which is the suction bay for the pumps. Staff determined that for this construction, the clearwell was isolated and empty for the first time in decades, and required a significant amount of effort to accomplish; and

WHEREAS, this Change Order 5 includes the repair to a sewer line and cleanout to the NORD Facility on Leonidas St. adjacent to the site, the abandonment of vents and a trench inside the Panola Pumping Station, and a resolution to a conflict with a bypass line and a pilaster. Due to the need to perform this Work without delaying the Contractor, Staff directed the Contract to perform the Work and have this Change Order Ratified by the Board of Directors. This Change Order increases the Contract Amount by \$87,673.02 for a revised Contract Amount of \$21,115,369.97, bringing the total Change Order Amount to \$985,369.97, or 4.9% of the Original Contract Amount.

NOW THEREFORE BE IT RESOLVED, Change Order No. 5 for Contract 1376 is hereby ratified by the Sewerage and Water Board of New Orleans, increasing the Contract Amount by \$87,673.02 for a revised total Contract Amount of \$21,115,369.97.

I, Ghassan Korban, Executive Director,
Sewerage and Water Board of New Orleans,
do hereby certify that the above and foregoing
is a true and correct copy of a resolution adopted
at the Regular Meeting of said Board,
duly called and held, according to law, on
January 23, 2024

Ghassan Korban,
EXECUTIVE DIRECTOR
SEWERAGE AND WATER BOARD OF NEW ORLEANS

**Sewerage and Water Board of New Orleans
BOARD OF DIRECTORS CONTRACTOR FACT SHEET**



ACTION REQUESTED

CONTRACT CHANGE ORDER NO. 005

CONTRACT No. 1376 Water Hammer Mitigation Program, High Lift Pump Room and Panola Pump Station Improvements

Approval to modify Contract No. 1376 in the amount of \$87,673.02

CONTRACTOR/SUB/VENDOR INFORMATION

DBE PARTICIPATION GOAL: 25%			
PRIME	SUBS	TARGET	ACTUAL (as of 11/30/2023)
<i>M.R. Pittman Group</i>	<i>The Beta Group</i>	0.40%	0.01%
	<i>Chester Electric, LLC</i>	4.20%	0.10%
	<i>Choice Supply Solutions, LLC</i>	11.50%	11.79%
	<i>Industry Junction, Inc.</i>	0.50%	0.00%
	<i>Landrieu Concrete & Cement Industries</i>	0.20%	0.20%
	<i>Three C's Properties</i>	0.00%	0.00%
	<i>Bayou Concrete Pumping</i>	0.00%	0.10%
Total		16.80%	12.20%

DESCRIPTION AND PURPOSE

Original Contract Value	\$20,130,000.00
Previous Change Orders (1)	\$897,696.95
% Change of Contract To Date	4.5%
Value of Requested Change	\$87,673.02
% For This Change Order	0.4%
Has a NTP been Issued	Yes
Total Revised Contract Value	\$21,115,369.97
% Total Change of Contract	4.9%
Original Contract Completion Date	1/13/2024
Previously Approved Extensions (Days)	205
Time Extension Requested (Days)	0
Proposed Contract Completion Date	8/5/2024

Purpose and Scope of the Contract:

The contemplated project consists of general construction of the Claiborne Avenue Pump Station and Off-Site Improvements, rebuilding existing pumps, new electric pump motors with variable frequency drives (VFD's), vacuum priming system, building structures, concrete meter structures, valve and meter vaults, yard piping, site work, earthwork, traffic rerouting, valves and fittings, electrical, control and instrumentation equipment and integration and miscellaneous appurtenances. Work is primarily located at the Carrollton Water Purification Plant at 8800 S. Claiborne Ave for the Sewerage and Water Board of New Orleans, Owner. Off-site work is located at 8933 Stroelitz Street.

Reason for Change:

Error/Omission	Differing Site Condition <input checked="" type="checkbox"/>	Regulatory Requirement
Design Change	Other <input type="checkbox"/> X	

FCO-015-NORD Sewer Line Repair and Cleanout: WCD-009 was issued requesting the contractor to add a two-way 6" sewer cleanout with a concrete collar and cast iron cover to protect the cleanout. This FCO also includes the replacement of an existing clay sanitary sewer line discovered during this site excavation. The existing clay line was found to be broken in multiple locations prior to the contractor's work. Because of the numerous breaks in the line, it was more cost effective to replace the line instead of repair it. **\$25,184.28**

FCO-016-Panola Trench Fill and Vent Abandonment: WCD-012 was issued to the contractor to fill a unforeseen concrete trench discovered in the valve pit at Panola Pump Station and to cut off below grade and fill two abandon air vents found on the east wall of the valve pit. Since the trench effected the installation of the new piping in the valve pit, the contractor filled the trench with reinforced concrete, whereas the vent were fill with flowable fill. **\$42,701.57**

FCO-017-Panola Pump Station South Bypass Relocation: RFI-024 was submitted by the contractor because of the discovery of a conflict with the south bypass line and a concrete pilaster. The contractor was directed to move the bypass line 4' to the west to avoid this conflict and to preserve the structural integrity of the pilaster. **\$19,787.17**

Cumulative Contract Amount (Not including this CO)	\$21,095,582.80
Cumulative Contract Spending (as of 11/30/2023)	\$14,364,656.87

Contractor's Past Performance:

M.R. Pittman Group, LLC. work on this project has been acceptable.

PROCUREMENT INFORMATION

Contract Type	Base Bid	Award Based On	Lowest Competitive Bid
Commodity	Public Works Construction	Contract Number	1376
Contractor Market	Public Bid with DBE participation		
Compliance with Procurement Laws?	Yes X No	CMRC Date (if nec.) :	

BUDGET INFORMATION

Funding	CP 175-01	Department	Mechanical Engineering
System	Water	Project Manager	Chris Bergeron
Job Number	013776EM	Purchase Order #	PG2022600044

ESTIMATED FUND SOURCE

User	Share%	Dollar Amount	Reimbursable?
Sewer System	100%	\$ 87,673.02	Yes
Water System			
Drainage System			
FEMA PW 18836			
Other			
TOTAL		\$ 87,673.02	

I certify that this contract action complies with all Sewerage and Water Board procurement policies and guidance, ethics rules and meets necessary regulatory requirements, including compliance with financing sources.

Chris Bergeron
Engineering Division Manager

RATIFICATION OF CHANGE ORDER NUMBER 1 TO CONTRACT NUMBER 2151 – ST. BERNARD TRANSMISSION MAIN, TM002, FEMA Project Worksheet 19846 Multiple Neighborhoods.

WHEREAS, the Sewerage and Water Board of New Orleans received three (3) responsive bid packages for Contract 2151 Waterline Replacement Program – St. Bernard Street, TM002, FEMA PW 19846 on March 17, 2021; and,

WHEREAS, the lowest responsive bidder was accepted, and Contract 2151 was awarded to **Wallace C. Drennan, Inc.** in the amount of \$2,093,638.00 on April 15, 2021; and,

WHEREAS, the Sewerage and Water Board of New Orleans and **Wallace C. Drennan, Inc.** have negotiated six field changes orders in the amount of \$231,516.89 and added 436 days to the contract; and,

WHEREAS, this **\$231,516.89** Change Order extended the contract completion date to May 13, 2023 and brought the total contract amount to \$2,325,154.89; and,

NOW, THEREFORE BE IT RESOLVED, that this Change Order is hereby ratified by the Sewerage and Water Board of New Orleans and increasing Contract 2151 by \$231,516.89 to a total contract amount of \$2,325,154.89 and adding 436 days extending the contract completion date to May 13, 2023.

I, Ghassan Korban, Executive Director,
Sewerage and Water Board of New Orleans,
do hereby certify that the above and foregoing
is a true and correct copy of a resolution adopted
at the Regular Meeting of said Board,
duly called and held, according to law, on
January 23, 2024

Ghassan Korban
EXECUTIVE DIRECTOR
SEWERAGE AND WATER BOARD OF NEW ORLEANS

**Sewerage and Water Board of New Orleans
BOARD OF DIRECTORS CONTRACTOR FACT SHEET**



ACTION REQUESTED

Change Order No.1 (CO#1) = Field Change Order No. 1 - No.6 (FCO#1 - FCO#6)
Construction of Contract 2151 - Wallace C Drennan, Inc. - TM002 St. Bernard Transmission Main
 Review of Change Order of Contract #2151 between the Sewerage and Water Board and Wallace C Drennan, Inc.

CONTRACTOR/SUB/VENDOR INFORMATION

		DBE PARTICIPATION	
PRIME	SUBS	GOAL	TARGET
Wallace C Drennan, Inc.	Prince Dump Truck Service, LLC	1.91%	
	Choice Supply Solutions, LLC	24.12%	
		0.00%	
Total		26.03%	0.00%

DESCRIPTION AND PURPOSE

Original Contract Value	\$2,093,638.00
Change orders to date	\$0.00
Change Order Percentage to Date	0.0%
Change Order No. 1	\$ 231,516.89
Change Order No. 1 Percentage	11.1%
Has a NTP been Issued	Yes
Total Revised Contract Value	\$2,325,154.89
Original Contract Completion Date	3/3/2022
Previously Approved Extensions (Days)	0
Time Extension Requested (Days)	436
Proposed Contract Completion Date	5/13/2023

Purpose and Scope of the Contract:

Furnishing all materials, equipment, supplies, and appurtenances; providing all construction equipment, and tools; and performing all necessary labor and supervision to fully complete the St. Bernard Transmission Main Project replacing the existing 50" steel transmission main with a new 48" D.I.P. transmission main. The project is located on St. Bernard Avenue between Duels Street and Paul Morphy Street. Work consists of installing some 233 L.F. of new 48" D.I.P.; installing a 48" horizontal gate valve housed in a reinforced concrete valve vault; installing two (2) temporary 50" line stops; plugging and filling the abandon 50" steel water main with flowable fill; pressure testing and disinfecting the new 48" water main; traffic control and other required incidentals to complete the project work.

Reason for Change:

Within Scope <input checked="" type="checkbox"/>	Differing Site Condition <input checked="" type="checkbox"/>	Regulatory Requirement <input type="checkbox"/>
Design Change <input type="checkbox"/>	Other <input type="checkbox"/>	

FCO#1 Apply epoxy coating on bare steel pipe. \$8,135.91 and 2 Days

FCO#2 FEMA Clauses \$0.00. and 0 days

FCO#3 Drainage \$206,911.08 and 64 days

FCO#4 Supply chain/materials delay time extension \$0.00 and 415 Days thru 8May23

FCO#5 Valve stem extension and stem guide bracket credit -\$3,246.12 and 0 Days thru 8May23

FCO# 6 Additional Traffic Control \$19,716.02 and 5 Days thru 13May23

Spending to Date:

Cumulative Contract Amount (Before & After Change)	\$2,093,638.00	\$2,325,154.89
Cumulative Contract Spending (as of 12/14/2023 + net and gross)	\$2,113,998.69	\$2,225,261.78

Contractor's Performance:

Slow due to supply chain issues.

PROCUREMENT INFORMATION

Contract Type	ITB	Award Based On	Low Responsive
Commodity	Public Works Construction	Contract Number	2151 & PW19846
Contractor Market	Formal Bid Law with DBE participation		
Compliance with Procurement Laws?	Yes <input checked="" type="checkbox"/> No <input type="checkbox"/>	CMRC Date (if nec.):	7/27/2023, 8/3/2023, 11/2/

BUDGET INFORMATION

Funding	CP 175-13	Department	JIRR
System	Water	Project Manager	Martin "Chap" Munger
Job Number	A1173FEM	Purchase Order #	PG20236000028

ESTIMATED FUND SOURCE

User	Share%	Dollar Amount	Reimbursable?
Sewer System	0%		
Water System	11%	\$24,605.81	FEMA PW 19846
Drainage System	89%	\$206,911.08	FEMA PW19846 or CNO PW
TOTAL		\$ 231,516.89	

I certify that this contract action complies with all Sewerage and Water Board procurement policies and guidance, ethics rules and meets necessary regulatory requirements, including compliance with financing sources.

Mark D Van Hala, PE
Program Administrator
Joint Infrastructure Recovery Request

AUTHORIZATION OF AMENDMENT NO. 11 TO THE AGREEMENT BETWEEN THE SEWERAGE AND WATER BOARD OF NEW ORLEANS AND DIGITAL ENGINEERING & IMAGING, INC. FOR DESIGN AND ENGINEERING SERVICES INC. FOR THE WATER LINE REPLACEMENT PROGRAM

WHEREAS, by Resolution R-052-2012, approved March 15, 2012, **THE SEWERAGE AND WATER BOARD OF NEW ORLEANS** (Board) authorized execution of a contract with **DIGITAL ENGINEERING & IMAGING, INC.** (Consultant) to provide engineering and design services for the Water Line Replacement Program (WLRP) for the Hollygrove and Gert Town neighborhoods and pursuant to Resolution R-052-2012, the Board and Contractor entered into an agreement on January 10, 2013 (Original Agreement); and

WHEREAS, by Resolution R-156-2014, approved August 20, 2014, the Board authorized amending the agreement to include program/project management services, and for coordination efforts, and the fee under amendment no. 1 was not to exceed 10% as negotiated by Board staff, the Board and Consultant executed Amendment No.1 dated September 17, 2014; and

WHEREAS, by Resolution R-029-2020, approved April 22, 2020, the Board authorized amending the agreement for engineering and construction services for RR062 Hollygrove Group B in the not to exceed amount of \$134,552.55, and engineering and construction services for RRTM004 Gert Town Transmission Main in the not to exceed amount of \$277,004.30, Amendment No.2 dated July 1, 2020 to provide compensation in the amount of \$411,556.8; and

WHEREAS, Amendment No. 3 added survey and design services for water lines in RR015 BW Cooper, Gert Town, Dixon Group B at a not to exceed amount of \$184,080.40 and a total not to exceed amount of \$982,251.64; and

WHEREAS, by Resolution R-081-2020, approved July 22, 2020, the Board authorized amending the agreement for Construction Administration and Resident Inspection services in RR015 BW Cooper, Gert Town, Dixon Group B not to exceed \$108,150.70 and RR062 Hollygrove Group B not to exceed \$133,263.60, Amendment No.4 dated September 30, 2020 provided compensation in the amount of \$241,414.30; and

WHEREAS, by Resolution R-108-2020, approved November 18, 2020, the Board authorized amending the agreement for Construction Administration and Resident Inspection services in RR064 Hollygrove Group D not to exceed \$70,950.60; and

WHEREAS, by Resolution R-006-2021, approved January 20, 2021, the Board authorized amending the agreement for Engineering, Survey, Construction Administration and Resident Inspection services in TM005 Eden, Grape, Claiborne Transmission Main and RR064 Hollygrove Group D not to exceed \$741,542.58 and RR065 Hollygrove Group E not to exceed \$80,227.3, Amendment Nos. 5 & 6 dated April 5, 2021 provided a total not to exceed amount of \$2,116,386.42; and

WHEREAS, by Resolution R-030-2021 approved March 17, 2021, the Board authorized execution of Amendment No. 7 to include negotiated engineering fees for RR063 Hollygrove Group C not to Exceed \$124,237.95 and RR066 Hollygrove Group F in the amount not to exceed \$72,385.70 and RR016 BW Cooper, Gert Town, Dixon Group C, RR018 BW Cooper, Gert Town, Dixon Group E, RR064 Hollygrove Group D, RR065 Hollygrove Group D, RR015 BW Cooper, Gert Town, Dixon Group B not to exceed fees \$249,950.00 for an amended not to exceed \$446,573.65 and a total maximum compensation of \$2,562,960.07; and

WHEREAS, by Resolution R-039-2022 approved April 20, 2022, the Board authorized execution of Amendment No. 8 to adjust the total compensation for TM005 Eden, Grape, Dupre Transmission Main to a not to exceed \$696,737.58 and TM011 Claiborne Transmission Main not to exceed \$679,006.36 which are offset by previously negotiated fees of not to exceed \$741,542.58, TM004 Dupre Transmission Main not to exceed \$96,712.80, RR016 BW Cooper, Gert Town, Dixon Group C not to exceed \$24,140.39, RR062 Hollygrove Group B not to exceed \$15,245.47, RR119 Marlyville-Fountainbleau Group D not to exceed \$53,4023.50 for an amended not to exceed \$823,042.52, total agreement fees not to exceed amount of \$3,386,002.59, and extend contract completion date to December 27, 2023; and

WHEREAS, by resolution R-124-2022 approved October 26, 2022 the Board authorized execution of Amendment No. 9 to adjust the total compensation for RR062 Hollygrove Group B not to exceed \$70,000.00 for a total contract not to exceed amount of \$3,456,002.59; and

WHEREAS, by resolution R-134-2023 approved November 17, 2023 the Board authorized execution of Amendment No. 10 to extend the contract end date to April 12, 2027 at no additional cost, for a total contract not to exceed amount of \$3,456,002.59; and

WHEREAS, the Board has negotiated fees for engineering construction services for project TM005 Fig, Eden, and Dupre Transmission Main for Construction Administration \$19,960.00, Resident Inspection not to exceed \$80,040.00, and Testing Services, not to exceed \$10,000.00, for an amendment increase of \$110,000.00 for a total contract not to exceed amount of \$3,566,002.59.

NOW THEREFORE, BE IT RESOLVED, that the President or President Pro Tem of the Sewerage and Water Board is hereby authorized to execute on behalf of the Sewerage and Water Board of New Orleans Contract Amendment No. 11 with Digital Engineering & Imaging, Inc. for JIRR work contract for an amendment increase of \$110,000.00 for a total contract not to exceed amount of \$3,566,002.59.

I, Ghassan Korban, Executive Director,
Sewerage and Water Board of New Orleans,
do hereby certify that the above and foregoing
is a true and correct copy of a Resolution adopted
at the Regular Monthly Meeting of said Board,
duly called and held, according to law, on
January 23, 2024.

Ghassan Korban,
EXECUTIVE DIRECTOR
SEWERAGE AND WATER BOARD OF NEW ORLEANS

**Sewerage and Water Board of New Orleans
BOARD OF DIRECTORS PROFESSIONAL SERVICES FACT SHEET**



ACTION REQUESTED

Professional Engineering Services Agreement - Amendment No. 11

Digital Engineering & Imaging, Inc. WLRP Agreement

Request authorization for Amendment No. 11 to our WLRP Agreement to provide for additional Construction Administration effort, \$19,960.00 (LS), additional Resident Inspection hours, \$80,040.00 (NTE), and additional Testing Services, \$10,000.00 (NTE), for a total increase of \$110,000.00 for increased services on the TM005 Fig, Eden, and Dupre Transmission Main Project.

CONTRACTOR/SUB/VENDOR INFORMATION

		DBE PARTICIPATION	
PRIME	SUBS	TARGET	ACTUAL
Digital Engineering & Imaging, Inc.	Royal Engineering APS The Beta Group	40.00%	
Total		40.00%	

DESCRIPTION AND PURPOSE

Original Contract - Not to Exceed 18% Cost of Construction	
Amendments 1-10	\$3,456,002.59
Value of Requested Amendment	\$110,000.00
% For This Change Order	
Has a NTP been Issued	Yes
Total Revised Contract Value	\$3,566,002.59
Original Contract Completion Date	6/30/2023
Previously Approved Extensions	4/12/2027
Time Extension Requested (Days)	0
Proposed Contract Completion Date	4/12/2027

Purpose and Scope of the Contract:

Per R-052-2012 on 3/15/2012 an agreement for Water Line Replacement Program (WLRP) engineering services for the following neighborhoods – Hollygrove and Gert Town was executed 1/10/2013. This WLRP Agreement is FEMA reimbursible. Construction will be reimbursed through the FEMA Project Worksheet (PW) 21031 The Settlement. Design is being reimbursed through PW 20752 Holly Grove, PW 20753 Gert Town, PW 20694 Central City, and PW 21031 The Settlement.

Reason for Change:

Negotiate Fees <input checked="" type="checkbox"/>	Differing Site Condition <input type="checkbox"/>	Regulatory Requirement <input type="checkbox"/>
Design Change <input checked="" type="checkbox"/>	Other <input type="checkbox"/>	

Amendment No. 11 is required to provide negotiated fee increases in Engineering Services and Resident Inspection fees for project TM005 Fig, Eden, and Dupre Transmission Main in the amount Not to Exceed \$110,000.00 to provide for the increased effort required when the construction duration and scope expanded.

Cumulative Contract Amount (as of 10/1/2023)	\$3,456,002.59
Cumulative Contract Spending (as of 11/30/2023)	\$2,102,900.59

Contractor's Past Performance:

The designer's timeliness of deliverables, conformance to SWBNO policies, procedures, and quality meet expectations. DBE participation will

be met by Resident Inspection services during Construction.

PROCUREMENT INFORMATION

Contract Type	Professional Services	Award Base	Qualified List
Commodity	Public Works Construction	Name & FEMA PW	WLRP & 21031
Contractor Market	Public RFQ with DBE participation		
Compliance with Procurement Laws?	Yes <input checked="" type="checkbox"/> No <input type="checkbox"/>	CMRC Date (if nec.) :	11/30/2023

BUDGET INFORMATION

Funding	CP 175-13	Department	JIRR
System	Water	Project Manager	Randall Schexnayder
Job Number	A1348FEM	Purchase Order #	PG20206000117

ESTIMATED FUND SOURCE

User	Share%	Dollar Amount	Reimbursible?
Sewer System	100%	\$ 110,000.00	FEMA - 100%
Water System			
Drainage System			
TOTAL		\$ 110,000.00	

I certify that this contract action complies with all Sewerage and Water Board procurement policies and guidance, ethics rules and meets necessary regulatory requirements, including compliance with financing sources.

Mark D. Van Hala, P.E.
Program Administrator
Joint Infrastructure Recovery Request

AUTHORIZATION OF AMENDMENT NO. 8 TO THE AGREEMENT BETWEEN THE SEWERAGE AND WATER BOARD OF NEW ORLEANS AND G.E.C. INC. FOR DESIGN AND ENGINEERING SERVICES FOR THE WATER LINE REPLACEMENT PROGRAM

WHEREAS, by Resolution R-040-2012 approved March 15, 2012, **THE SEWERAGE AND WATER BOARD OF NEW ORLEANS** (“Board”) authorized execution of a contract with **G.E.C. Inc.** (Consultant) of the Original Agreement for Consultant to provide engineering and design services for the Board’s Water Line Replacement Program (“WLRP”) for the St. Bernard Area, Fairgrounds and Bayou St. John neighborhoods at a fee not to exceed ten (10) percent of construction for design, six (6) percent for inspection and two (2) percent for supplemental services, excluding surveying services, for a sum total not to exceed eighteen (18) percent of the cost of construction, with DBA participation of 35%; and

WHEREAS, by Resolution R-157-2014 approved August 20, 2014, the Board authorized execution of Amendment No. 1 which added program/project management and design/inspection services of repair or replacement of street drainage and authorized fees to reflect the FEMA approved PWs for design construction inspection of work, not to exceed 10% of the construction cost; and

WHEREAS, by Resolution R-075-2019 approved August 21, 2019, the Board authorized execution of Amendment No. 2 which removed inspection services and supplemental services included as part of the Original Agreement, and removed project/program management services added by Amendment No. 1 from the scope of services to be provided and reduced fees accordingly, incorporated clauses that allow for fair and reasonable fees to be negotiated in accordance with State Guidelines and Cost Reasonable Analysis of the State of Louisiana, Division of Administration, Office of Facility Planning, incorporate current FEMA and Federal Requirements clauses, establish fees and rates for engineering construction services for projects RR004 Bayou St. John, Fairgrounds, Seventh Ward Group B, RR165 St. Bernard Group A and TM002 St. Bernard Avenue Transmission Main at a not to exceed fee of \$181,609.59 for a total maximum compensation not to exceed \$581,356.25 and set the contract end date at May 30, 2022; and

WHEREAS, Amendment No. 3, dated October 14, 2020 added services for RR004 Bayou St. John, Fairgrounds, Seventh Ward Group B and RR165 St. Bernard Group A at a not to exceed fee of \$256,566.89 for a total maximum compensation not to exceed \$837,923.14 and set the contract end date at June 30, 2023; and

WHEREAS, Amendment No. 4, dated December 23, 2020, established fees for engineering design services for projects RR005 Bayou St. John, Fairgrounds, Seventh Ward Group C and RR007 Bayou St. John, Fairgrounds, Seventh Ward Group E in the not to exceed amount of \$4,488.09 for a total maximum compensation not to exceed \$842,411.23; and

WHEREAS, Amendment No. 5, dated November 12, 2021 established fees for engineering construction services for RR006 Bayou St. John, Fairground, Seventh Ward Group D at a not to exceed fee of \$105,120.00 for a total maximum compensation not to exceed \$947,531.23; and

WHEREAS, by Resolution R-090-2021 approved October 20, 2021, the Board authorized execution of Amendment No. 6 for engineering construction services for RR005 Bayou St. John, Fairgrounds, Seventh Ward Group C in the amount not to exceed \$79,759.90 and RR007 Bayou St. John, Fairgrounds, Seventh Ward Group E in the amount not to exceed \$69,961.00, amendment not to exceed \$ 149,720.90 , for a total maximum compensation not to exceed \$1,097,252.13; and

WHEREAS, by Resolution R-009-2022 approved January 19, 2022, the Board authorized execution of Amendment No. 7 for engineering construction services for RR165 St. Bernard Group A in the amount not to exceed \$23,770.77 for a total maximum compensation not to exceed \$1,121,022.90; and

WHEREAS, by Resolution R-158-2022 approved January 19, 2022, the Board authorized execution of Amendment No. 8 for project TM002 St. Bernard Transmission Main in the amount Not to Exceed \$114,462.75 and for a total maximum compensation not to exceed \$1,235,485.65 and extend agreement to June 30, 2024; and

WHEREAS, the Board has negotiated fees for engineering construction services for project TM002 St. Bernard Transmission Main in the amount Not to Exceed \$126,752.50 and for a total maximum compensation not to exceed \$1,362,238.15 and extend agreement to December 31, 2025.

NOW THEREFORE, BE IT RESOLVED, that the President or President Pro Tem of the Sewerage and Water Board is hereby authorized to execute on behalf of the Sewerage and Water Board of New Orleans Amendment No. 9 with G.E.C. Inc. for JIRR work not to exceed \$126,752.50, for the above described and a maximum agreement value not to exceed \$1,362,238.15 and extend agreement to December 31, 2025.

I, Ghassan Korban, Executive Director,
Sewerage and Water Board of New Orleans,
do hereby certify that the above and foregoing
is a true and correct copy of a Resolution adopted
at the Regular Monthly Meeting of said Board,
duly called and held, according to law, on
January 23, 2024.

Ghassan Korban,
EXECUTIVE DIRECTOR
SEWERAGE AND WATER BOARD OF NEW ORLEANS

**Sewerage and Water Board of New Orleans
BOARD OF DIRECTORS PROFESSIONAL SERVICES FACT SHEET**



ACTION REQUESTED

Professional Engineering Services Agreement - Amendment No. 9

G.E.C. Inc. WLRP Agreement

Request authorization for TM002 St. Bernard Transmission, to provide for additional design effort, \$11,000.00 (LS), additional Construction Administration effort, \$35,752.50 (LS), and additional Resident Inspection hours, \$80,000.00 (NTE), for a total increase of \$126,752.50.

CONTRACTOR/SUB/VENDOR INFORMATION

		DBE PARTICIPATION	
PRIME	SUBS	TARGET	ACTUAL
G.E.C. Inc.	Trigon Associates, LLC Dragon Limited, Inc.	35.00%	17.82% 9.71%
Total		35.00%	27.53%

DESCRIPTION AND PURPOSE

Original Contract - Not to Exceed 18% Cost of C	\$0.00
Amendments 1-8	\$1,235,485.65
Value of Requested Amendment	\$126,752.50
Has a NTP been Issued	Yes
Total Revised Contract Value	\$1,362,238.15
Original Contract Completion Date	End of Construction
Previously Approved Extensions (Days)	6/30/2024
Time Extension Requested (Days)	549
Proposed Contract Completion Date	12/31/2025

Purpose and Scope of the Contract:

Per R-040-2012 on 3/15/2012 an agreement for Water Line Replacement Program (WLRP) engineering services for the following neighborhoods – St. Bernard, Fairgrounds, and Bayou St. John was executed 11/20/2012. This WLRP Agreement is FEMA reimbursible. Engineering construction services will be reimbursed through the FEMA Project Worksheet (PW) 21031 The Settlement.

Reason for Change:

Negotiate Fees <input checked="" type="checkbox"/>	Differing Site Condition <input type="checkbox"/>	Regulatory Requirement <input type="checkbox"/>
Design Change <input checked="" type="checkbox"/>	Other <input type="checkbox"/>	

Amendment No. 10 is required to provide negotiated fee increases in Engineering Services and Resident Inspection fees for project TM002 St. Bernard Transmission Main in the amount Not to Exceed \$126,752.50 to provide for the increased effort required when the construction duration expanded in excess of two additional years. Also extends duration of Contract.

Spending to Date:

Cumulative Contract Amount (thru No. 8)	\$1,235,485.65
---	----------------

Cumulative Contract Spending (as of 11/30/2023)

\$957,080.78

Contractor's Past Performance:

The designer's timeliness of deliverables, conformance to SWBNO policies, procedures, and quality meet expectations. DBE participation will be met by Resident Inspection services during Construction.

PROCUREMENT INFORMATION

Contract Type	Professional Services	Award Base	Qualified List
Commodity	Public Works Construction	Name & FEMA PW	WLRP & 19846
Contractor Market	Public RFQ with DBE participation		
Compliance with Procurement Laws?	Yes <input checked="" type="checkbox"/> No <input type="checkbox"/>	CMRC Date (if nec.) :	11/30/2023

BUDGET INFORMATION

Funding	CP 175-13	Department	JIRR
System	Water	Project Manager	Randall Schexnayder
Job Number	A1348FEM	Purchase Order #	PG20206000076

ESTIMATED FUND SOURCE

User	Share%	Dollar Amount	Reimbursible?
Sewer System	100%	\$126,752.50	FEMA - 100%
Water System			
Drainage System			
TOTAL		\$ 126,752.50	

I certify that this contract action complies with all Sewerage and Water Board procurement policies and guidance, ethics rules and meets necessary regulatory requirements, including compliance with financing sources.

 Mark D. Van Hala, P.E.
 Program Administrator
 Joint Infrastructure Recovery Request

AUTHORIZATION OF CONTRACT AMENDMENT NO. 13 TO THE AGREEMENT BETWEEN THE SEWERAGE AND WATER BOARD OF NEW ORLEANS AND LINFIELD, HUNTER & JUNIUS, INC., FOR DESIGN AND ENGINEERING SERVICES FOR THE WATERLINE REPLACEMENT PROGRAM

WHEREAS, pursuant to Resolution R-042-2012 approved March 15, 2012, **THE SEWERAGE AND WATER BOARD OF NEW ORLEANS** (Board) and **LINFIELD, HUNTER & JUNIUS, INC.**, (Consultant) executed an agreement dated September 10, 2012, for consultant to provide engineering and design services for the Water Line Replacement Program (WLRP) for the Leonidas, Marlyville-Fountainbleau, East Carrollton and Black Pearl neighborhoods (the “Original Agreement”); and

WHEREAS, the fee under the Original Agreement was not to exceed 18% of the construction cost and the Consultant provided a DBE participation summary; and

WHEREAS, pursuant to Resolution R-161-2014 on August 20, 2014, the Board and Contractor executed Amendment No. 1 to the Original Agreement (as amended, the “Agreement”), adding program/project management services, design and inspection services for repair or replacement of drain lines damaged by Katrina as approved and funded by FEMA PWs for the City Department of Public Works, and payment of fees therefor; and

WHEREAS, the fee under Amendment No. 1 was not to exceed 10% of the construction cost; and

WHEREAS, pursuant to Resolution R-007-2020 on January 22, 2020, the Board and Contractor executed Amendment No. 2, amending the Agreement to delete any future program/project management services and all unaccrued program/project management services fees, to include engineering construction services in the RR009 Black Pearl, East Carrollton Group A and RR118 Marlyville-Fontainebleau Group C at a fee not to exceed \$26,274.82 (for a total fee not to exceed \$813,913.28) and to establish a contract expiration date of June 30, 2023; and

WHEREAS, the Board executed Amendment No. 3 on July 15, 2020 for engineering construction services in projects RR008 Black Pearl Group B and RR009 Black Pearl, East Carrollton Group A, and RR118 Marleyville Fontainebleau Group C at a fee not to exceed \$119,651.11 (for a total fee not to exceed \$933,564.39); and

WHEREAS, the Board executed Amendment No. 4 on October 21, 2020 for surveying, geotechnical, design and engineering construction service fees for TM006 Leonidas/Fig Transmission Main Project for fee not to exceed \$832,977.91, and a total contract fee not to exceed \$1,766,542.30; and

WHEREAS, the Board executed Amendment No. 5 on May 12, 2021 for bidding, construction administration, record drawings and resident inspection for RR097 Leonidas Group A for fee not to exceed \$83,608.00, and a total contract fee not to exceed \$1,850,150.30; and

WHEREAS, the Board executed Amendment No. 6 on May 12, 2021 for bidding, construction administration, record drawings and resident inspection for RR098 Leonidas Group C and RR099 Leonidas Group D; for fees not to exceed \$275,838.00 and no change in the total contract fee of not to exceed \$1,850,150.30; and

WHEREAS, the Board executed Amendment No. 7 on May 12, 2021 for design, bidding, construction administration, record drawings and resident inspection for TM009 Spruce Transmission Main for a fee not to exceed \$356,951.00 and a total contract fee not to exceed \$2,207,101.30; and

WHEREAS, the Board executed Amendment No. 8 on December 16, 2021 for engineering services for projects RR120 Marlyville-Fountainbleau Group E - Resident Inspection and RR123 Maryville-Fountainbleau Group H Final bid documents, Basic Services (bid/award, construction administration, record drawings), and Resident Inspection for fees not to exceed \$251,192.38 and a total contract fee not to exceed \$2,458,293.68; and

WHEREAS, the Board executed Amendment No. 9 on June 6, 2022 for engineering design, bid phase services, construction administration and record drawings for the directional drilling of a new 12-inch HDPE waterline across the Intracoastal Waterway at the Algiers Lock Forebay to replace an existing 12-inch waterline; and the Consultant is willing to perform the described services for fee not to exceed \$103,650.00 and a total contract fee not to exceed \$2,561,943.68; and

WHEREAS, the Board executed Amendment No. 10 on April 10, 2023 for additional inspection and material testing services on the TM006 Leonidas/Fig Transmission Main Project, additional construction services on the RR118 Marlyville-Fountainbleau Group C; said services not to exceed \$157,727.85 and a total contract fee not to exceed \$2,719,671.53; and

WHEREAS, by Resolution R-151-2022 on April 19, 2023, the Board and Contractor are executing Amendment No. 11, updated construction project schedule through the closeout period of JIRR work that is to extend the date of this Agreement to May 16, 2026; and

WHEREAS, by Resolution R-070-2023 on June 21, 2023, the Board and Contractor executed Amendment No. 12, for the expanded scope of TM009 not to exceed \$560,232.95 and for an extension of Resident Inspection services for TM006 not to exceed \$80,000.00, for this amendment total not to exceed \$640,232.95 and the total agreement not to exceed \$3,359,904.48; and

WHEREAS, the Board has negotiated fee increases for project TM006 Leonidas and Fig Transmission Main for additional Construction Administration, Record Drawings and Resident Inspection services and Amendment No. 13 services will not exceed \$56,151.06 and total agreement will not exceed \$3,416,055.54.

NOW, THEREFORE BE IT RESOLVED, that the President or President Pro Tem of the Sewerage and Water Board is hereby authorized to execute on behalf of the Sewerage and Water Board of New Orleans Contract Amendment No. 13 to the existing agreement with Linfield, Hunter and Junius, Inc. for added fees of \$56,151.06 and for total fees under the Agreement not to exceed \$3,416,055.54.

I, Ghassan Korban, Executive Director,
Sewerage and Water Board of New Orleans,
do hereby certify that the above and foregoing
is a true and correct copy of a resolution adopted
at the Regular Meeting of said Board,
duly called and held, according to law, on
January 23, 2024.

Ghassan Korban
EXECUTIVE DIRECTOR
SEWERAGE AND WATER BOARD OF NEW ORLEANS

Sewerage and Water Board of New Orleans
BOARD OF DIRECTORS PROFESSIONAL SERVICES FACT SHEET



ACTION REQUESTED

Amendment to Professional Engineering Services Agreement
Linfield, Hunter & Junius, Inc. WLRP Agreement Amendment No. 13

Request authorization for Amendment No. 13 to our WLRP Agreement for change in TM006 fees based on an increase in the scope of the Construction Services that SWB required to be provided by Linfield, Hunter & Junius, Inc. on this project.

CONTRACTOR/SUB/VENDOR INFORMATION

		DBE PARTICIPATION	
PRIME	SUBS	TARGET	ACTUAL
<i>Linfield, Hunter & Junius, Inc.</i>	<i>Infinity Engineering Consultants, LLC</i>	35.00%	
Total		35.00%	0.00%

DESCRIPTION AND PURPOSE

Original Contract - Fee not to exceed 18% of construction cost	
Amendments 1-12	\$3,359,904.48
Amendment 13	\$56,151.06
<i>Has a NTP been Issued</i>	Yes
Total Revised Contract Value	\$3,416,055.54
Original Contract Completion Date	End of Construction
Previously Approved Extensions (Days)	5/16/2026
Time Extension Requested (Days)	0
Proposed Contract Completion Date	5/16/2026

Purpose and Scope of the Contract:

Purpose of Contract is for Engineering Services on the WLRP Program. Amendment includes additional Construction Administration, Record Drawing, and Inspection services for the TM006 Leonidas and Fig Transmission Main Project.

Reason for Change:

Negotiate Fees <input checked="" type="checkbox"/>	Differing Site Condition <input type="checkbox"/>	Regulatory Requirement <input type="checkbox"/>
Design Change <input checked="" type="checkbox"/>	Other - Enhanced TM <input checked="" type="checkbox"/>	

Amendment No.13 provides for negotiated fee increases for the TM006 Leonidas and Fig Transmission Main Project due to expansion of the project to include paving work originally included in adjacent projects, added paving and other work within the limits of the original scope, and a drastically increased duration, along with coordination, of the construction contract. Fee increases are:
Construction Admin.- \$33,488.92 LS increase to existing \$133,955.66 LS for a \$167,444.58 Lump Sum total,
Record Drawings - \$ 7,662.15 LS increase to existing \$ 30,648.58 LS for a \$ 38,310.73 Lump Sum total,
Resident Inspection- \$15,000.00 NTE increase to existing \$216,160.00 NTE for a \$231,160.00 Not To Exceed total.

Spending to Date:

Cumulative Contract Amount (as of 12/13/2023)	\$3,359,904.48
Cumulative Contract Spending (as of 12/13/2023)	\$1,952,544.42

Contractor's Past Performance:

The designer's timeliness of deliverables, conformance to SWBNO policies and procedures, quality meet expectations. To date the consultant has

achieved a DBE participation rate of 33.25% of the 35% goal. Remaining DBE participation will be met by Resident Inspection Services during Construction.

PROCUREMENT INFORMATION

Contract Type	Professional Services	Award Based On	RFQ
Commodity		Name & FEMA PW	WLRP & PW21031
Contractor Market	Public RFQ with DBE participation		
Compliance with Procurement Laws?	Yes <input checked="" type="checkbox"/> No <input type="checkbox"/>	CMRC Date (if nec.) :	12/14/2023

BUDGET INFORMATION

Funding	CP 175-13	Department	JIRR
System	Water	Project Manager	Randall Schexnayder
Job Number	A1348FEM	Purchase Order #	PG20200000928

ESTIMATED FUND SOURCE

User	Share%	Dollar Amount	Reimbursible?
Sewer System	0%		
Water System	100%	\$56,151.06	FEMA-100%
Drainage System			
TOTAL		\$56,151.06	

I certify that this contract action complies with all Sewerage and Water Board procurement policies and guidance, ethics rules and meets necessary regulatory requirements, including compliance with financing sources.

Mark D Van Hala, PE
Program Administrator
JIRR

AUTHORIZATION OF AMENDMENT NO. 9 TO THE AGREEMENT BETWEEN THE SEWERAGE AND WATER BOARD OF NEW ORLEANS AND MOTT MACDONALD, LLC (successor in interest to LAMBERT ENGINEERS, LLC) FOR DESIGN AND ENGINEERING SERVICES FOR THE WATER LINE REPLACEMENT PROGRAM

WHEREAS, the Board and Consultant are parties to a certain agreement originally entered into between the Board and Lambert Engineers, LLC (“Lambert”) dated March 11, 2013 (“Original Agreement”) for Lambert to provide engineering and design services for the Board’s Water Line Replacement Program (“WLRP”) for the Dillard and St. Anthony neighborhoods, with fees not to exceed 18% of the construction costs and a DBE participation goal of 45% as amended September 17, 2014, then assigned to and assumed by Hatch Mott MacDonald, LLC (which changed its name to Mott MacDonald, LLC), and subsequently amended by all as more specifically set forth hereinbelow; and

WHEREAS, by Resolution R-041-2012 approved March 15, 2012, the Board authorized execution of the Original Agreement; and

WHEREAS, pursuant to Resolution R-159-2014 approved August 20, 2014, the Board and Lambert executed Amendment 1, dated September 17, 2014, to add program/project management and design/inspection services of repair or replacement of street drainage, to include compensation for those services at a cost not to exceed 10% of the construction cost, and stating that fees as defined in the Original Agreement were to be based on amounts FEMA approved on PWs for design and construction inspection; and

WHEREAS, by that certain assignment and Assumption Agreement dated October 13, 2015 (the “Assignment”), and authorized by Board Resolution R-139-2015 approved August 19, 2015, Lambert assigned to Hatch Mott MacDonald, LLC (“HMM”) and HMM accepted all rights, interests and obligations, rights to payment, under the Original Agreement as amended; HMM unconditionally assumed and bound itself to perform all obligations thereunder; and the Board agreed to same; all as more fully set forth therein; and

WHEREAS, HMM changed its name to Mott MacDonald, LLC, as reflected on the official records of the Louisiana Secretary of State; and

WHEREAS, by Amendment No. 2 dated December 16, 2020, the Board and Consultant removed project/program management services from its scope and reduce the anticipated costs accordingly, incorporated clauses that allow for fair and reasonable fees to be negotiated in accordance with State of Louisiana, Office of Facility Planning Guidelines and established cost reasonable analysis, incorporated the latest FEMA and federal requirements clauses into the Current Agreement, and established fees and rates for engineering construction services for the RR031, Dillard Group A and RR032, Dillard Group B not to exceed \$133,262.50 and a total

maximum compensation not to exceed \$633,107.76, and set the end date for the Current Agreement at June 30, 2023; and

WHEREAS, by Amendment No. 3 dated March 30, 2021, the Board and Consultant established fees for engineering construction services for the RR159 St. Anthony Group A not to exceed \$175,020.00 and a total maximum compensation not to exceed \$808,127.76, and.

WHEREAS, by Amendment No. 4 dated June 25, 2021, the Board and Consultant established fees for engineering construction services for project RR032 Dillard Group B, not to exceed \$3,597.50 and a total maximum compensation not to exceed \$811,725.26, and

WHEREAS, by Amendment No. 5 dated November 22, 2021, the Board and Consultant established fees for engineering construction services for projects RR045 Filmore South Group D, RR159 St. Anthony Group A, RR197 West End Group E, RR198 West End Group F and Consultant is willing to perform same for compensation not to exceed \$176,655.51 and a total maximum compensation not to exceed \$988,380.77; and

WHEREAS, pursuant to Resolution R-093-2021, the Board and Consultant executed Amendment No. 6 dated December 16, 2021, increasing fees for RR159 not to exceed \$250,800.00, RR197 not to exceed \$171,980.00, RR045 not to exceed \$91,344.00, RR198 not to exceed \$131,599.00 for an amendment not to exceed \$645,723.00, and a total maximum compensation not to exceed \$1,634,103.77; and

WHEREAS, pursuant to Resolution R-041-2022, the Board and Consultant executed Amendment No. 7 dated September 14, 2022, establishing fees for RR156 St. Anthony East Group B not to exceed \$231,563.50, RR157 St. Anthony East Group C not to exceed \$135,640.00, RR161 St. Anthony West Group C not to exceed \$172,672.50, RR195 West End Group C not to exceed \$330,447.50, RR196 West End Group D not to exceed \$262,087.50; and fees to be negotiated for NDR002B St. Anthony Green Streets North and NDR002C St. Anthony Green Streets South not to exceed \$240,000.00, for amendment fees not to exceed \$1,372,411.00, and total maximum compensation not to exceed \$3,006,514.77 and to extend contract completion date to March 16, 2024; and

WHEREAS, pursuant to Resolution R-125-2022, the Board and Consultant executed Amendment No. 8 dated March 10, 2023 for project RR215 (RR031/RR032) Dillard Groups A and B with a fee increase for Resident Inspection of \$350,000.00 and to clarify the resident inspection rate of \$88.00/hour, amendment fees not to exceed \$350,000.00, and total maximum compensation fees not to exceed \$3,356,514.77.; and

WHEREAS, the Board is in need of Engineering Services for projects RR215 (RR031/RR032) Dillard A & B and time to complete the work. This Amendment increases the Construction Administration not to exceed \$7,570.00 and total maximum compensation fees not to exceed \$3,364,084.77 and extends the contract duration to May 31, 2027.

NOW THEREFORE, BE IT RESOLVED, that the President or President Pro Tem of the Sewerage and Water Board is hereby authorized to execute on behalf of the Sewerage and Water Board of New Orleans Amendment No. 9 with Mott MacDonald, LLC for JIRR work not to exceed \$7,570.00, and for a maximum agreement value not to exceed \$3,364,084.77 and extends the contract duration through May 31, 2027.

I, Ghassan Korban, Executive Director,
Sewerage and Water Board of New Orleans,
do hereby certify that the above and foregoing
is a true and correct copy of a Resolution adopted
at the Regular Monthly Meeting of said Board,
duly called and held, according to law, on
January 23, 2024.

Ghassan Korban,
EXECUTIVE DIRECTOR
SEWERAGE AND WATER BOARD OF NEW ORLEANS

Sewerage and Water Board of New Orleans
BOARD OF DIRECTORS PROFESSIONAL SERVICES FACT SHEET



ACTION REQUESTED

**Amendment 9 to Professional Engineering Services Agreement
Mott MacDonald, LLC WLRP Agreement**

Request authorization to process Amendment No. 9 for projects RR215 (RR031/RR032) Dillard A & B. Amendment increases Construction Administration and Inspection by \$7,570.00.

CONTRACTOR/SUB/VENDOR INFORMATION

		DBE PARTICIPATION	
PRIME	SUBS	TARGET	ACTUAL
<i>Mott MacDonald, LLC (pka Lambert Engineer, LLC Hatch Mott MacDonald, LLC)</i>	<i>Integrated Logistical Support Inc.</i>	25.00%	
	<i>Rahman & Associates Inc.</i>	10.00%	
	<i>TNR, LLC</i>	10.00%	
Total		45.00%	0.00%

DESCRIPTION AND PURPOSE

Original Contract - Not to Exceed 18% Cost of Construction	
Amendments 1-8	\$3,356,514.77
Value of Requested Work	\$7,570.00
Has a NTP been Issued	No
Total Revised Contract Value	\$3,364,084.77
Original Contract Completion Date	End of Construction
Previously Approved Extensions (Days)	3/16/2024
Time Extension Requested (Days)	1171
Proposed Contract Completion Date	5/31/2027

Purpose and Scope of the Contract:

This agreement provides engineering services for the Joint Infrastructure Recovery Request (JIRR) program in coordination with the City of New Orleans (CNO) Recovery Roads (RR) Program for St. Anthony, West End, and Dillard neighborhoods.

Reason for Change:

Negotiate Fees <input checked="" type="checkbox"/>	Differing Site Condition <input checked="" type="checkbox"/>	Regulatory Requirement <input type="checkbox"/>
Design Change <input checked="" type="checkbox"/>	Other <input type="checkbox"/>	

Add negotiated fees for Construction Administration increase of RR215 (RR031/RR032) Dillard A & B due to extensive work required for adding a dewatering plan to the Construction Contract and additional work involved by other delays to the Construction Contract. Extend Agreement Completion date to beyond currently scheduled duration.

Spending to Date:

Cumulative Contract Amount (as of 12/12/2023)	\$3,356,514.77
Cumulative Contract Spending (as of 12/12/2023)	\$953,430.51

Contractor's Past Performance:

The designer's timeliness of deliverables, conformance to SWBNO policies, procedures, and quality meet expectations. DBE participation will be met

by Resident Inspection services during Construction.

PROCUREMENT INFORMATION

Contract Type	Professional Services	Award Based On	Qualified List
Commodity	Public Works Construction	Name & FEMA PW	WLRP & 21031
Contractor Market	Public RFQ with DBE participation		
Compliance with Procurement Laws?	Yes <input checked="" type="checkbox"/> No <input type="checkbox"/>	CMRC Date (if nec.) :	12/14/2023

BUDGET INFORMATION

Funding	CP 175-13	Department	JIRR
System	Water	Project Manager	Randall Schexnayder
Job Number	A1348FEM; A1370FEM	Purchase Order #	PG20216000007

ESTIMATED FUND SOURCE

User	Share%	Dollar Amount	Reimbursible?
Sewer System	0%		WIFIA - 49%
Water System	100%	\$7,570.00	FEMA - 100%
Drainage System			
TOTAL		\$7,570.00	

I certify that this contract action complies with all Sewerage and Water Board procurement policies and guidance, ethics rules and meets necessary regulatory requirements, including compliance with financing sources.

Mark D. Van Hala, P.E.
Program Administrator
Joint Infrastructure Recovery Request

November 2023 Financial Statements (unaudited)

Pages 14-29 as follows:

- 14. All System Funds Statements of Revenues and Expenses and Changes in Net Position with Prior year (PY)
- 15. All System Funds Statements of Revenues and Expenses and Changes in Net Position with Budget
- 16. Water Fund Statements of Revenues and Expenses and Changes in Net Position with PY
- 17. Water Fund Statements of Revenues and Expenses and Changes in Net Position with Budget
- 18. Sewer Fund Statements of Revenues and Expenses and Changes in Net Position with PY
- 19. Sewer Fund Statements of Revenues and Expenses and Changes in Net Position with Budget
- 20. Drainage Fund Statements of Revenues and Expenses and Changes in Net Position with PY
- 21. Drainage Fund Statements of Revenues and Expenses and Changes in Net Position with Budget
- 22-23. All System Funds Statements of Net Position
- 24-25. Water Fund Statements of Net Position
- 26-27. Sewer Fund Statements of Net Position
- 28-29. Drainage Fund Statements of Net Position

SEWERAGE AND WATER BOARD OF NEW ORLEANS
ALL SYSTEM FUNDS
STATEMENT OF REVENUES AND EXPENSES AND CHANGES IN NET POSITION
WITH PRIOR YEAR COMPARISONS
November 2023 Financials

	A	B	C	D	E	F	G	H	
	MTD	MTD	MTD		YTD	YTD	YTD		
	Actual	Prior Year	Variance	%	Actual	Prior Year	Variance	%	
Operating revenues:									
1 Sales of water and delinquent fees	9,692,843	10,080,823	(387,980)	-3.8%	112,039,345	109,486,789	2,552,556	2.3%	1
2 Sewerage service charges and del fees	11,504,111	12,436,364	(932,253)	-7.5%	137,881,581	140,908,949	(3,027,368)	-2.1%	2
3 Plumbing inspection and license fees	1,600	44,480	(42,880)	-96.4%	328,430	446,210	(117,780)	-26.4%	3
4 Other revenues	492,266	411,475	80,790	19.6%	4,615,961	4,469,768	146,193	3.3%	4
5 Total operating revenues	21,690,820	22,973,143	(1,282,323)	-5.6%	254,865,317	255,311,716	(446,399)	-0.2%	5
Operating Expenses:									
6 Power and pumping	2,628,768	868,120	1,760,648	202.8%	19,959,946	17,837,235	2,122,711	11.9%	6
7 Treatment	4,136,786	1,808,331	2,328,454	128.8%	30,240,961	21,458,556	8,782,405	40.9%	7
8 Transmission and distribution	4,407,853	2,447,513	1,960,341	80.1%	39,367,905	31,108,214	8,259,691	26.6%	8
9 Customer accounts	429,917	366,229	63,688	17.4%	4,842,700	5,108,069	(265,370)	-5.2%	9
10 Customer service	340,599	280,021	60,578	21.6%	5,668,284	6,939,991	(1,271,707)	-18.3%	10
11 Administration and general	2,057,050	2,132,524	(75,475)	-3.5%	29,251,234	26,549,087	2,702,147	10.2%	11
12 Payroll related	4,966,368	5,037,409	(71,041)	-1.4%	49,873,209	52,236,221	(2,363,012)	-4.5%	12
13 Maintenance of general plant	1,792,439	1,637,781	154,658	9.4%	26,812,126	27,397,316	(585,191)	-2.1%	13
14 Depreciation	6,937,121	5,661,896	1,275,225	22.5%	76,308,332	76,308,332	0	0.0%	14
15 Amortization	-	-	-	0.0%	-	-	-	0.0%	15
16 Provision for doubtful accounts	-	2,191,000	(2,191,000)	-100.0%	15,010,800	24,567,000	(9,556,200)	-38.9%	16
17 Provision for claims	287,744	216,762	70,982	32.7%	3,620,358	2,755,943	864,415	31.4%	17
18 Total operating expenses	27,984,646	22,647,587	5,337,058	23.6%	300,955,853	292,265,964	8,689,889	3.0%	18
19 Operating income (loss)	(6,293,826)	325,556	(6,619,381)	-2033.3%	(46,090,536)	(36,954,248)	(9,136,288)	24.7%	19
Non-operating revenues (expense):									
20 Two-mill tax	155	(51)	206	-402.2%	2,514	282	2,232	791.6%	20
21 Three-mill tax	60,218	-	60,218	0.0%	18,748,208	16,573,849	2,174,359	13.1%	21
22 Six-mill tax	63,591	-	63,591	0.0%	19,798,721	17,505,784	2,292,937	13.1%	22
23 Nine-mill tax	95,323	-	95,323	0.0%	29,676,982	26,235,301	3,441,681	13.1%	23
24 Interest income	813,339	323,643	489,696	151.3%	7,962,560	2,342,296	5,620,264	239.9%	24
25 Other Taxes	-	-	-	0.0%	291,963	594,512	(302,549)	-50.9%	25
26 Other Income	973,306	-	973,306	0.0%	14,796,053	11,196,480	3,599,573	32.1%	26
27 Bond Issuance Costs	-	-	-	0.0%	-	-	-	0.0%	27
28 Interest expense	(1,162,652)	(1,242,602)	79,950	-6.4%	(16,743,099)	(17,574,923)	831,824	-4.7%	28
29 Operating and maintenance grants	1,470	1,199,962	(1,198,492)	-99.9%	239,181	81,438	157,742	193.7%	29
30 Provision for grants	-	-	-	0.0%	-	-	-	0.0%	30
31 Total non-operating revenues	844,751	280,952	563,799	200.7%	74,773,083	56,955,020	17,818,063	31.3%	31
32 Income before capital contributions	(5,449,075)	606,507	(6,055,582)	-998.4%	28,682,547	20,000,772	8,681,775	43.4%	32
33 Capital contributions	2,900,770	12,971,488	(10,070,718)	-77.6%	101,608,007	97,040,737	4,567,271	4.7%	33
34 Change in net position	(2,548,304)	13,577,996	(16,126,300)	-118.8%	130,290,554	117,041,508	13,249,046	11.3%	34
35 Transfer of Debt Service Assistance Fund loan payable					-				35
36 Net position, beginning of year					2,881,783,188	2,707,594,705	174,188,483	6.4%	36
37 Net position, end of year					3,012,073,742	2,824,636,212	187,437,530	6.6%	37

SEWERAGE AND WATER BOARD OF NEW ORLEANS
ALL SYSTEM FUNDS
STATEMENT OF REVENUES AND EXPENSES AND CHANGES IN NET POSITION
WITH BUDGET COMPARISONS
November 2023 Financials

	A	B	C	D	E	F	G	H	
	MTD	MTD	MTD		YTD	YTD	YTD		
	Actual	Budget	Variance	%	Actual	Budget	Variance	%	
Operating revenues:									
1 Sales of water and delinquent fees	9,692,843	10,026,537	(333,694)	-3.3%	112,039,345	110,291,907	1,747,438	1.6%	1
2 Sewerage service charges and del fees	11,504,111	12,963,131	(1,459,020)	-11.3%	137,881,581	142,594,441	(4,712,860)	-3.3%	2
3 Plumbing inspection and license fees	1,600	49,041	(47,441)	-96.7%	328,430	539,454	(211,024)	-39.1%	3
4 Other revenues	492,266	96,550	395,715	409.9%	4,615,961	1,062,052	3,553,909	334.6%	4
5 Total operating revenues	21,690,820	23,135,259	(1,444,440)	-6.2%	254,865,317	254,487,854	377,464	0.1%	5
Operating Expenses:									
6 Power and pumping	2,628,768	2,324,876	303,892	13.1%	19,959,946	25,573,637	(5,613,691)	-22.0%	6
7 Treatment	4,136,786	2,983,494	1,153,292	38.7%	30,240,961	32,818,430	(2,577,469)	-7.9%	7
8 Transmission and distribution	4,407,853	3,314,641	1,093,213	33.0%	39,367,905	36,461,046	2,906,859	8.0%	8
9 Customer accounts	429,917	596,168	(166,251)	-27.9%	4,842,700	6,557,850	(1,715,150)	-26.2%	9
10 Customer service	340,599	575,559	(234,960)	-40.8%	5,668,284	6,331,145	(662,861)	-10.5%	10
11 Administration and general	2,057,050	5,149,474	(3,092,424)	-60.1%	29,251,234	56,644,212	(27,392,978)	-48.4%	11
12 Payroll related	4,966,368	5,331,486	(365,118)	-6.8%	49,873,209	58,646,347	(8,773,138)	-15.0%	12
13 Maintenance of general plant	1,792,439	2,692,125	(899,686)	-33.4%	26,812,126	29,613,375	(2,801,249)	-9.5%	13
14 Depreciation	6,937,121	10,045,834	(3,108,713)	-30.9%	76,308,332	110,504,179	(34,195,847)	-30.9%	14
15 Amortization	-	-	-	0.0%	-	-	-	0.0%	15
16 Provision for doubtful accounts	-	1,425,000	(1,425,000)	-100.0%	15,010,800	9,975,000	5,035,800	50.5%	16
17 Provision for claims	287,744	421,414	(133,670)	-31.7%	3,620,358	4,635,549	(1,015,192)	-21.9%	17
18 Total operating expenses	27,984,646	34,860,070	(6,875,424)	-19.7%	300,955,853	377,760,771	(76,804,918)	-20.3%	18
19 Operating income (loss)	(6,293,826)	(11,724,811)	5,430,985	-46.3%	(46,090,536)	(123,272,917)	77,182,381	-62.6%	19
Non-operating revenues (expense):									
20 Two-mill tax	155	-	155	0.0%	2,514	-	2,514	0.0%	20
21 Three-mill tax	60,218	32,826	27,392	83.4%	18,748,208	18,722,674	25,534	0.1%	21
22 Six-mill tax	63,591	34,540	29,051	84.1%	19,798,721	19,806,800	(8,079)	0.0%	22
23 Nine-mill tax	95,323	51,774	43,549	84.1%	29,676,982	29,637,426	39,556	0.1%	23
24 Interest income	813,339	43,966	769,373	1749.9%	7,962,560	483,630	7,478,930	1546.4%	24
25 Other Taxes	-	-	-	0.0%	291,963	-	291,963	0.0%	25
26 Other Income	973,306	197,983	775,323	391.6%	14,796,053	2,177,817	12,618,236	579.4%	26
27 Interest expense	(1,162,652)	(1,221,591)	58,939	-4.8%	(16,743,099)	(13,437,500)	(3,305,599)	24.6%	27
28 Operating and maintenance grants	1,470	-	1,470	0.0%	239,181	-	239,181	0.0%	28
29 Provision for grants	-	-	-	0.0%	-	-	-	0.0%	29
30 Total non-operating revenues	844,751	(860,501)	1,705,252	-198.2%	74,773,083	57,390,846	17,382,237	30.3%	30
31 Income before capital contributions	(5,449,075)	(12,585,312)	7,136,237	-56.7%	28,682,547	(65,882,071)	94,564,618	-143.5%	31
32 Capital contributions	2,900,770	-	2,900,770	0.0%	101,608,007	-	101,608,007	0.0%	32
33 Change in net position	(2,548,304)	(12,585,312)	10,037,008	-79.8%	130,290,554	(65,882,071)	196,172,625	-297.8%	33
35 Audit Adjustment									35
36 Net position, beginning of year					2,881,783,188	2,707,594,705	174,188,483	6.4%	36
37 Net position, end of year					3,012,073,742	2,641,712,634	370,361,108	14.0%	37

SEWERAGE AND WATER BOARD OF NEW ORLEANS
WATER SYSTEM FUND
STATEMENT OF REVENUES AND EXPENSES AND CHANGES IN NET POSITION
WITH PRIOR YEAR COMPARISONS
November 2023 Financials

	A	B	C	D	E	F	G	H	
	MTD	MTD	MTD		YTD	YTD	YTD		
	Actual	Prior Year	Variance	%	Actual	Prior Year	Variance	%	
Operating revenues:									
1 Sales of water and delinquent fees	9,692,843	10,080,823	(387,980)	-3.8%	112,039,345	109,486,789	2,552,556	2.3%	1
2 Sewerage service charges and del fees	-	-	-	0.0%	-	-	-	0.0%	2
3 Plumbing inspection and license fees	1,600	22,115	(20,515)	-92.8%	167,890	223,350	(55,460)	-24.8%	3
4 Other revenues	212,957	171,883	41,074	23.9%	2,843,366	2,260,188	583,179	25.8%	4
5 Total operating revenues	9,907,400	10,274,821	(367,421)	-3.6%	115,050,602	111,970,327	3,080,275	2.8%	5
	-				-				
Operating Expenses:									
6 Power and pumping	687,634	177,297	510,337	287.8%	3,493,166	2,731,464	761,702	27.9%	6
7 Treatment	1,019,365	641,857	377,509	58.8%	14,776,827	11,474,789	3,302,038	28.8%	7
8 Transmission and distribution	1,210,858	731,931	478,927	65.4%	14,074,342	11,138,754	2,935,588	26.4%	8
9 Customer accounts	213,846	179,036	34,810	19.4%	2,408,016	2,540,742	(132,726)	-5.2%	9
10 Customer service	166,134	146,803	19,332	13.2%	2,799,796	3,442,169	(642,373)	-18.7%	10
11 Administration and general	683,965	696,592	(12,627)	-1.8%	9,603,156	9,169,000	434,156	4.7%	11
12 Payroll related	1,852,142	1,018,884	833,258	81.8%	18,374,328	19,376,086	(1,001,758)	-5.2%	12
13 Maintenance of general plant	872,806	478,919	393,887	82.2%	12,262,693	17,079,348	(4,816,655)	-28.2%	13
14 Depreciation	1,275,225	-	1,275,225	0.0%	14,027,476	14,027,476	(0)	0.0%	14
15 Amortization	-	-	-	0.0%	-	-	-	0.0%	15
16 Provision for doubtful accounts	-	947,000	(947,000)	-100.0%	6,726,900	10,741,000	(4,014,100)	-37.4%	16
17 Provision for claims	96,884	87,335	9,549	10.9%	1,359,957	1,084,413	275,543	25.4%	17
18 Total operating expenses	8,078,860	5,105,654	2,973,207	58.2%	99,906,656	102,805,239	(2,898,584)	-2.8%	18
	-				-				
19 Operating income (loss)	1,828,539	5,169,167	(3,340,628)	-64.6%	15,143,946	9,165,088	5,978,858	65.2%	19
	-				-				
Non-operating revenues (expense):									
20 Two-mill tax	-	-	-	0.0%	-	-	-	0.0%	20
21 Three-mill tax	-	-	-	0.0%	-	-	-	0.0%	21
22 Six-mill tax	-	-	-	0.0%	-	-	-	0.0%	22
23 Nine-mill tax	-	-	-	0.0%	-	-	-	0.0%	23
24 Interest income	61,266	14,368	46,898	326.4%	1,300,209	368,007	932,202	253.3%	24
25 Other Taxes	-	-	-	0.0%	129,924	264,558	(134,634)	-50.9%	25
26 Other Income	324,435	-	324,435	0.0%	9,023,027	1,915,188	7,107,839	371.1%	26
27 Bond Issuance Costs	-	-	-	0.0%	-	-	-	0.0%	27
28 Interest expense	(467,504)	(503,476)	35,972	-7.1%	(5,334,995)	(5,538,238)	203,243	-3.7%	28
29 Operating and maintenance grants	1,470	1,199,962	(1,198,492)	-99.9%	152,751	80,748	72,003	89.2%	29
30 Provision for grants	-	-	-	0.0%	-	-	-	0.0%	30
31 Total non-operating revenues	(80,333)	710,854	(791,186)	-111.3%	5,270,915	(2,909,738)	8,180,653	-281.1%	31
	-				-				
32 Income before capital contributions	1,748,207	5,880,021	(4,131,814)	-70.3%	20,414,862	6,255,350	14,159,511	226.4%	32
33 Capital contributions	2,637,453	1,117,037	1,520,416	136.1%	66,193,249	47,845,836	18,347,414	38.3%	33
34 Change in net position	4,385,660	6,997,058	(2,611,398)	-37.3%	86,608,110	54,101,186	32,506,924	60.1%	34
	-				-				
35 Transfer of Debt Service Assistance Fund loan payable						-			35
36 Net position, beginning of year					575,330,196	508,777,798	66,552,398	13.1%	36
37 Net position, end of year					661,938,306	562,878,984	99,059,322	17.6%	37

SEWERAGE AND WATER BOARD OF NEW ORLEANS
WATER SYSTEM FUND
STATEMENT OF REVENUES AND EXPENSES AND CHANGES IN NET POSITION
WITH BUDGET COMPARISONS
November 2023 Financials

	A	B	C	D	E	F	G	H	
	MTD	MTD	MTD		YTD	YTD	YTD		
	Actual	Budget	Variance	%	Actual	Budget	Variance	%	
Operating revenues:									
1 Sales of water and delinquent fees	9,692,843	10,026,537	(333,694)	-3.3%	112,039,345	110,291,907	1,747,438	1.6%	1
2 Sewerage service charges and del fees	-	-	-	0.0%	-	-	-	0.0%	2
3 Plumbing inspection and license fees	1,600	24,608	(23,008)	-93.5%	167,890	270,690	(102,800)	-38.0%	3
4 Other revenues	212,957	45,653	167,304	366.5%	2,843,366	502,185	2,341,182	466.2%	4
5 Total operating revenues	9,907,400	10,096,798	(189,399)	-1.9%	115,050,602	111,064,782	3,985,820	3.6%	5
Operating Expenses:									
6 Power and pumping	687,634	302,549	385,085	127.3%	3,493,166	3,328,038	165,128	5.0%	6
7 Treatment	1,019,365	1,458,099	(438,734)	-30.1%	14,776,827	16,039,089	(1,262,262)	-7.9%	7
8 Transmission and distribution	1,210,858	1,284,529	(73,672)	-5.7%	14,074,342	14,129,823	(55,481)	-0.4%	8
9 Customer accounts	213,846	296,885	(83,038)	-28.0%	2,408,016	3,265,730	(857,714)	-26.3%	9
10 Customer service	166,134	284,639	(118,504)	-41.6%	2,799,796	3,131,026	(331,230)	-10.6%	10
11 Administration and general	683,965	1,725,931	(1,041,966)	-60.4%	9,603,156	18,985,236	(9,382,080)	-49.4%	11
12 Payroll related	1,852,142	2,010,311	(158,169)	-7.9%	18,374,328	22,113,422	(3,739,094)	-16.9%	12
13 Maintenance of general plant	872,806	1,486,869	(614,063)	-41.3%	12,262,693	16,355,560	(4,092,867)	-25.0%	13
14 Depreciation	1,275,225	2,359,089	(1,083,863)	-45.9%	14,027,476	25,949,974	(11,922,497)	-45.9%	14
15 Amortization	-	-	-	0.0%	-	-	-	0.0%	15
16 Provision for doubtful accounts	-	575,000	(575,000)	-100.0%	6,726,900	4,025,000	2,701,900	67.1%	16
17 Provision for claims	96,884	163,565	(66,682)	-40.8%	1,359,957	1,799,220	(439,263)	-24.4%	17
18 Total operating expenses	8,078,860	11,947,465	(3,868,605)	-32.4%	99,906,656	129,122,116	(29,215,460)	-22.6%	18
19 Operating income (loss)	1,828,539	(1,850,667)	3,679,206	-198.8%	15,143,946	(18,057,334)	33,201,280	-183.9%	19
Non-operating revenues (expense):									
20 Two-mill tax	-	-	-	0.0%	-	-	-	0.0%	20
21 Three-mill tax	-	-	-	0.0%	-	-	-	0.0%	21
22 Six-mill tax	-	-	-	0.0%	-	-	-	0.0%	22
23 Nine-mill tax	-	-	-	0.0%	-	-	-	0.0%	23
24 Interest income	61,266	21,933	39,333	179.3%	1,300,209	241,263	1,058,946	438.9%	24
25 Other Taxes	-	-	-	0.0%	129,924	-	129,924	0.0%	25
26 Other Income	324,435	141,450	182,985	129.4%	9,023,027	1,555,950	7,467,077	479.9%	26
27 Interest expense	(467,504)	(486,749)	19,245	-4.0%	(5,334,995)	(5,354,240)	19,245	-0.4%	27
28 Operating and maintenance grants	1,470	-	1,470	0.0%	152,751	-	152,751	0.0%	28
29 Provision for grants	-	-	-	0.0%	-	-	-	0.0%	29
30 Total non-operating revenues	(80,333)	(323,366)	243,034	-75.2%	5,270,915	(3,557,027)	8,827,942	-248.2%	30
31 Income before capital contributions	1,748,207	(2,174,033)	3,922,240	-180.4%	20,414,862	(21,614,361)	42,029,223	-194.5%	31
32 Capital contributions	2,637,453	-	2,637,453	0.0%	66,193,249	-	66,193,249	0.0%	32
33 Change in net position	4,385,660	(2,174,033)	6,559,692	-301.7%	86,608,111	(21,614,361)	108,222,472	-500.7%	33
35 Audit Adjustment	-	-	-	-	-	-	-	-	35
36 Net position, beginning of year	575,330,196	508,777,798	66,552,398	13.1%					36
37 Net position, end of year	661,938,307	487,163,437	174,774,870	35.9%					37

SEWERAGE AND WATER BOARD OF NEW ORLEANS
SEWER SYSTEM FUND
STATEMENT OF REVENUES AND EXPENSES AND CHANGES IN NET POSITION
WITH PRIOR YEAR COMPARISONS
November 2023 Financials

	A	B	C	D	E	F	G	H	
	MTD	MTD	MTD		YTD	YTD	YTD		
	Actual	Prior Year	Variance	%	Actual	Prior Year	Variance	%	
Operating revenues:									
1 Sales of water and delinquent fees	-	-	-	0.0%	-	-	-	0.0%	1
2 Sewerage service charges and del fees	11,504,111	12,436,364	(932,253)	-7.5%	137,881,581	140,908,949	(3,027,368)	-2.1%	2
3 Plumbing inspection and license fees	-	22,365	(22,365)	-100.0%	160,540	222,860	(62,320)	-28.0%	3
4 Other revenues	42,558	238,372	(195,814)	-82.1%	899,187	985,561	(86,374)	-8.8%	4
5 Total operating revenues	11,546,669	12,697,101	(1,150,432)	-9.1%	138,941,308	142,117,370	(3,176,062)	-2.2%	5
Operating Expenses:									
6 Power and pumping	871,278	243,655	627,623	257.6%	6,142,266	5,838,941	303,324	5.2%	6
7 Treatment	3,117,420	1,166,475	1,950,946	167.3%	15,464,135	9,983,767	5,480,368	54.9%	7
8 Transmission and distribution	2,719,424	1,326,957	1,392,467	104.9%	20,037,960	15,110,024	4,927,937	32.6%	8
9 Customer accounts	213,846	185,094	28,752	15.5%	2,408,011	2,540,738	(132,727)	-5.2%	9
10 Customer service	166,134	128,703	37,431	29.1%	2,799,793	3,442,166	(642,373)	-18.7%	10
11 Administration and general	905,558	968,692	(63,134)	-6.5%	13,245,576	11,623,676	1,621,900	14.0%	11
12 Payroll related	1,892,551	2,300,252	(407,701)	-17.7%	18,962,483	19,643,287	(680,804)	-3.5%	12
13 Maintenance of general plant	559,351	540,780	18,571	3.4%	9,270,201	5,792,073	3,478,129	60.0%	13
14 Depreciation	2,700,979	2,700,979	-	0.0%	29,710,769	29,710,769	(0)	0.0%	14
15 Amortization	-	-	-	0.0%	-	-	-	0.0%	15
16 Provision for doubtful accounts	-	1,244,000	(1,244,000)	-100.0%	8,283,900	13,826,000	(5,542,100)	-40.1%	16
17 Provision for claims	106,884	86,284	20,599	23.9%	1,350,306	1,129,373	220,934	19.6%	17
18 Total operating expenses	13,253,423	10,891,870	2,361,553	21.7%	127,675,401	118,640,814	9,034,587	7.6%	18
19 Operating income (loss)	(1,706,754)	1,805,231	(3,511,985)	-194.5%	11,265,907	23,476,556	(12,210,649)	-52.0%	19
Non-operating revenues (expense):									
20 Two-mill tax	-	-	-	0.0%	-	-	-	0.0%	20
21 Three-mill tax	-	-	-	0.0%	-	-	-	0.0%	21
22 Six-mill tax	-	-	-	0.0%	-	-	-	0.0%	22
23 Nine-mill tax	-	-	-	0.0%	-	-	-	0.0%	23
24 Interest income	132,844	234,437	(101,592)	-43.3%	3,480,114	1,570,163	1,909,951	121.6%	24
25 Other Taxes	-	-	-	0.0%	162,040	329,954	(167,915)	-50.9%	25
26 Other Income	324,435	-	324,435	0.0%	2,251,139	6,367,311	(4,116,172)	-64.6%	26
27 Bond Issuance Costs	-	-	-	0.0%	-	-	-	0.0%	27
28 Interest expense	(695,148)	(739,126)	43,978	-5.9%	(7,865,731)	(8,410,327)	544,596	-6.5%	28
29 Operating and maintenance grants	-	-	-	0.0%	-	690	(690)	-100.0%	29
30 Provision for grants	-	-	-	0.0%	-	-	-	0.0%	30
31 Total non-operating revenues	(237,868)	(504,689)	266,821	-52.9%	(1,972,439)	(142,209)	(1,830,230)	1287.0%	31
32 Income before capital contributions	(1,944,622)	1,300,542	(3,245,164)	-249.5%	9,293,468	23,334,347	(14,040,879)	-60.2%	32
33 Capital contributions	12,438	416,225	(403,787)	-97.0%	15,663,716	6,214,427	9,449,289	152.1%	33
34 Change in net position	(1,932,184)	1,716,766	(3,648,950)	-212.5%	24,957,185	29,548,775	(4,591,590)	-15.5%	34
35 Transfer of Debt Service Assistance Fund loan payable					-				35
36 Net position, beginning of year					893,131,504	865,706,012	27,425,492	3.2%	36
37 Net position, end of year					918,088,689	895,254,787	22,833,902	2.6%	37

SEWERAGE AND WATER BOARD OF NEW ORLEANS
SEWER SYSTEM FUND
STATEMENT OF REVENUES AND EXPENSES AND CHANGES IN NET POSITION
WITH BUDGET COMPARISONS
November 2023 Financials

	A	B	C	D	E	F	G	H	
	MTD	MTD	MTD		YTD	YTD	YTD		
	Actual	Budget	Variance	%	Actual	Budget	Variance	%	
Operating revenues:									
1 Sales of water and delinquent fees	-	-	-	0.0%	-	-	-	0.0%	1
2 Sewerage service charges and del fees	11,504,111	12,963,131	(1,459,020)	-11.3%	137,881,581	142,594,441	(4,712,860)	-3.3%	2
3 Plumbing inspection and license fees	-	24,433	(24,433)	-100.0%	160,540	268,764	(108,224)	-40.3%	3
4 Other revenues	42,558	50,897	(8,339)	-16.4%	899,187	559,867	339,320	60.6%	4
5 Total operating revenues	11,546,669	13,038,461	(1,491,792)	-11.4%	138,941,308	143,423,072	(4,481,764)	-3.1%	5
Operating Expenses:									
6 Power and pumping	871,278	707,846	163,431	23.1%	6,142,266	7,786,310	(1,644,044)	-21.1%	6
7 Treatment	3,117,420	1,525,395	1,592,026	104.4%	15,464,135	16,779,341	(1,315,207)	-7.8%	7
8 Transmission and distribution	2,719,424	1,613,531	1,105,893	68.5%	20,037,960	17,748,836	2,289,124	12.9%	8
9 Customer accounts	213,846	296,885	(83,039)	-28.0%	2,408,011	3,265,730	(857,718)	-26.3%	9
10 Customer service	166,134	284,639	(118,505)	-41.6%	2,799,793	3,131,026	(331,233)	-10.6%	10
11 Administration and general	905,558	2,302,707	(1,397,150)	-60.7%	13,245,576	25,329,779	(12,084,203)	-47.7%	11
12 Payroll related	1,892,551	2,010,494	(117,944)	-5.9%	18,962,483	22,115,439	(3,152,956)	-14.3%	12
13 Maintenance of general plant	559,351	713,846	(154,495)	-21.6%	9,270,201	7,852,306	1,417,895	18.1%	13
14 Depreciation	2,700,979	4,282,071	(1,581,092)	-36.9%	29,710,769	47,102,779	(17,392,010)	-36.9%	14
15 Amortization	-	-	-	0.0%	-	-	-	0.0%	15
16 Provision for doubtful accounts	-	850,000	(850,000)	-100.0%	8,283,900	5,950,000	2,333,900	39.2%	16
17 Provision for claims	106,884	163,565	(56,682)	-34.7%	1,350,306	1,799,220	(448,913)	-25.0%	17
18 Total operating expenses	13,253,423	14,750,979	(1,497,555)	-10.2%	127,675,401	158,860,765	(31,185,365)	-19.6%	18
19 Operating income (loss)	(1,706,754)	(1,712,518)	5,764	-0.3%	11,265,907	(15,437,693)	26,703,600	-173.0%	19
Non-operating revenues (expense):									
20 Two-mill tax	-	-	-	0.0%	-	-	-	0.0%	20
21 Three-mill tax	-	-	-	0.0%	-	-	-	0.0%	21
22 Six-mill tax	-	-	-	0.0%	-	-	-	0.0%	22
23 Nine-mill tax	-	-	-	0.0%	-	-	-	0.0%	23
24 Interest income	132,844	13,358	119,486	894.5%	3,480,114	146,942	3,333,172	2268.4%	24
25 Other Taxes	-	-	-	0.0%	162,040	-	162,040	0.0%	25
26 Other Income	324,435	54,258	270,177	497.9%	2,251,139	596,842	1,654,297	277.2%	26
27 Interest expense	(695,148)	(731,092)	35,944	-4.9%	(7,865,731)	(8,042,010)	176,280	-2.2%	27
28 Operating and maintenance grants	-	-	-	0.0%	-	-	-	0.0%	28
29 Provision for grants	-	-	-	0.0%	-	-	-	0.0%	29
30 Total non-operating revenues	(237,868)	(663,475)	425,607	-64.1%	(1,972,439)	(7,298,227)	5,325,788	-73.0%	30
31 Income before capital contributions	(1,944,622)	(2,375,993)	431,371	-18.2%	9,293,468	(22,735,920)	32,029,389	-140.9%	31
32 Capital contributions	12,438	-	12,438	0.0%	15,663,716	-	15,663,716	0.0%	32
33 Change in net position	(1,932,184)	(2,375,993)	443,809	-18.7%	24,957,185	(22,735,920)	47,693,105	-209.8%	33
35 Audit Adjustment					-				35
36 Net position, beginning of year					893,131,504	865,706,012	27,425,492	3.2%	36
37 Net position, end of year					918,088,689	842,970,092	75,118,597	8.9%	37

SEWERAGE AND WATER BOARD OF NEW ORLEANS
DRAINAGE SYSTEM FUND
STATEMENT OF REVENUES AND EXPENSES AND CHANGES IN NET POSITION
WITH PRIOR YEAR COMPARISONS
November 2023 Financials

	A	B	C	D	E	F	G	H	
	MTD	MTD	MTD		YTD	YTD	YTD		
	Actual	Prior Year	Variance	%	Actual	Prior Year	Variance	%	
Operating revenues:									
1 Sales of water and delinquent fees	-	-	-	0.0%	-	-	-	0.0%	1
2 Sewerage service charges and del fees	-	-	-	0.0%	-	-	-	0.0%	2
3 Plumbing inspection and license fees	-	-	-	0.0%	-	-	-	0.0%	3
4 Other revenues	236,751	1,221	235,530	19293.2%	873,408	1,224,019	(350,612)	-28.6%	4
5 Total operating revenues	236,751	1,221	235,530	19293.2%	873,407	1,224,019	(350,612)	-28.6%	5
					-				
Operating Expenses:									
6 Power and pumping	1,069,856	447,169	622,688	139.3%	10,324,514	9,266,830	1,057,684	11.4%	6
7 Treatment	-	-	-	0.0%	-	-	-	0.0%	7
8 Transmission and distribution	477,572	388,625	88,947	22.9%	5,255,603	4,859,437	396,166	8.2%	8
9 Customer accounts	2,225	2,099	126	6.0%	26,673	26,590	83	0.3%	9
10 Customer service	8,330	4,516	3,815	84.5%	68,695	55,656	13,039	23.4%	10
11 Administration and general	467,527	467,240	287	0.1%	6,402,502	5,756,411	646,091	11.2%	11
12 Payroll related	1,221,675	1,718,273	(496,597)	-28.9%	12,536,398	13,216,848	(680,451)	-5.1%	12
13 Maintenance of general plant	360,282	618,083	(257,800)	-41.7%	5,279,232	4,525,896	753,336	16.6%	13
14 Depreciation	2,960,917	2,960,917	-	0.0%	32,570,087	32,570,086	1	0.0%	14
15 Amortization	-	-	-	0.0%	-	-	-	0.0%	15
16 Provision for doubtful accounts	-	-	-	0.0%	-	-	-	0.0%	16
17 Provision for claims	83,976	43,142	40,834	94.7%	910,095	542,157	367,938	67.9%	17
18 Total operating expenses	6,652,362	6,650,063	2,299	0.0%	73,373,797	70,819,911	2,553,886	3.6%	18
					-				
19 Operating income (loss)	(6,415,611)	(6,648,842)	233,231	-3.5%	(72,500,390)	(69,595,892)	(2,904,498)	4.2%	19
					-				
Non-operating revenues (expense):									
20 Two-mill tax	155	(51)	206	-402.2%	2,514	282	2,232	791.6%	20
21 Three-mill tax	60,218	-	60,218	0.0%	18,748,208	16,573,849	2,174,359	13.1%	21
22 Six-mill tax	63,591	-	63,591	0.0%	19,798,721	17,505,784	2,292,937	13.1%	22
23 Nine-mill tax	95,323	-	95,323	0.0%	29,676,982	26,235,301	3,441,681	13.1%	23
24 Interest income	619,229	74,838	544,391	727.4%	3,182,237	404,127	2,778,111	687.4%	24
25 Other Taxes	-	-	-	0.0%	-	-	-	0.0%	25
26 Other Income	324,435	-	324,435	0.0%	3,521,887	2,913,981	607,906	20.9%	26
27 Bond Issuance Costs	-	-	-	0.0%	-	-	-	0.0%	27
28 Interest expense	-	-	-	0.0%	(3,542,374)	(3,626,358)	83,984	-2.3%	28
29 Operating and maintenance grants	-	-	-	0.0%	86,430	-	86,430	0.0%	29
30 Provision for claims	-	-	-	0.0%	-	-	-	0.0%	30
31 Total non-operating revenues	1,162,952	74,787	1,088,165	1455.0%	71,474,606	60,006,966	11,467,640	19.1%	31
					-				
32 Income before capital contributions	(5,252,660)	(6,574,055)	1,321,396	-20.1%	(1,025,783)	(9,588,926)	8,563,143	-89.3%	32
33 Capital contributions	250,880	11,438,227	(11,187,347)	-97.8%	19,751,042	42,980,473	(23,229,432)	-54.0%	33
34 Change in net position	(5,001,780)	4,864,171	(9,865,951)	-202.8%	18,725,259	33,391,547	(14,666,287)	-43.9%	34
					-				
35 Transfer of Debt Service Assistance Fund loan payable						-			35
36 Net position, beginning of year					1,413,321,488	1,333,110,895	80,210,593	6.0%	36
37 Net position, end of year					1,432,046,747	1,366,502,442	65,544,306	4.8%	37

SEWERAGE AND WATER BOARD OF NEW ORLEANS
DRAINAGE SYSTEM FUND
STATEMENT OF REVENUES AND EXPENSES AND CHANGES IN NET POSITION
WITH BUDGET COMPARISONS
November 2023 Financials

	A	B	C	D	E	F	G	H	
	MTD	MTD	MTD		YTD	YTD	YTD		
	Actual	Budget	Variance	%	Actual	Budget	Variance	%	
Operating revenues:									
1 Sales of water and delinquent fees	-	-	-	0.0%	-	-	-	0.0%	1
2 Sewerage service charges and del fees	-	-	-	0.0%	-	-	-	0.0%	2
3 Plumbing inspection and license fees	-	-	-	0.0%	-	-	-	0.0%	3
4 Other revenues	236,751	-	236,751	100.0%	873,408	-	873,408	100.0%	4
5 Total operating revenues	236,751	-	236,751	100.0%	873,408	-	873,408	100.0%	5
Operating Expenses:									
6 Power and pumping	1,069,856	1,314,481	(244,624)	-18.6%	10,324,514	14,459,289	(4,134,775)	-28.6%	6
7 Treatment	-	-	-	0.0%	-	-	-	0.0%	7
8 Transmission and distribution	477,572	416,581	60,991	14.6%	5,255,603	4,582,387	673,216	14.7%	8
9 Customer accounts	2,225	2,399	(174)	-7.2%	26,673	26,391	282	1.1%	9
10 Customer service	8,330	6,281	2,049	32.6%	68,695	69,093	(398)	-0.6%	10
11 Administration and general	467,527	1,120,836	(653,309)	-58.3%	6,402,502	12,329,198	(5,926,696)	-48.1%	11
12 Payroll related	1,221,675	1,310,681	(89,005)	-6.8%	12,536,398	14,417,486	(1,881,089)	-13.0%	12
13 Maintenance of general plant	360,282	491,410	(131,128)	-26.7%	5,279,232	5,405,509	(126,277)	-2.3%	13
14 Depreciation	2,960,917	3,404,675	(443,758)	-13.0%	32,570,087	37,451,426	(4,881,339)	-13.0%	14
15 Amortization	-	-	-	0.0%	-	-	-	0.0%	15
16 Provision for doubtful accounts	-	-	-	0.0%	-	-	-	0.0%	16
17 Provision for claims	83,976	94,283	(10,306)	-10.9%	910,095	1,037,110	(127,016)	-12.2%	17
18 Total operating expenses	6,652,362	8,161,626	(1,509,264)	-18.5%	73,373,797	89,777,890	(16,404,093)	-18.3%	18
19 Operating income (loss)	(6,415,611)	(8,161,626)	1,746,015	-21.4%	(72,500,389)	(89,777,890)	17,277,500	-19.2%	19
Non-operating revenues (expense):									
20 Two-mill tax	155	-	155	0.0%	2,514	-	2,514	0.0%	20
21 Three-mill tax	60,218	32,826	27,392	83.4%	18,748,208	18,722,674	25,534	0.1%	21
22 Six-mill tax	63,591	34,540	29,051	84.1%	19,798,721	19,806,800	(8,079)	0.0%	22
23 Nine-mill tax	95,323	51,774	43,549	84.1%	29,676,982	29,637,426	39,556	0.1%	23
24 Interest income	619,229	8,675	610,554	7038.1%	3,182,237	95,425	3,086,812	3234.8%	24
25 Other Taxes	-	-	-	0.0%	-	-	-	0.0%	25
26 Other Income	324,435	2,275	322,160	14160.9%	3,521,887	25,025	3,496,862	13973.5%	26
27 Interest expense	-	(3,750)	3,750	-100.0%	(3,542,374)	(41,250)	(3,501,124)	8487.6%	27
28 Operating and maintenance grants	-	-	-	0.0%	86,430	-	86,430	0.0%	28
29 Provision for grants	-	-	-	0.0%	-	-	-	0.0%	29
30 Total non-operating revenues	1,162,952	126,340	1,036,612	820.5%	71,474,606	68,246,100	3,228,506	4.7%	30
31 Income before capital contributions	(5,252,660)	(8,035,286)	2,782,627	-34.6%	(1,025,783)	(21,531,790)	20,506,007	-95.2%	31
32 Capital contributions	250,880	-	250,880	0.0%	19,751,042	-	19,751,042	0.0%	32
33 Change in net position	(5,001,780)	(8,035,286)	3,033,506	-37.8%	18,725,259	(21,531,790)	40,257,048	-187.0%	33
35 Audit Adjustment					-				35
36 Net position, beginning of year					1,413,321,488	1,333,110,895	80,210,593	6.0%	36
37 Net position, end of year					1,432,046,747	1,311,579,105	120,467,641	9.2%	37

SEWERAGE AND WATER BOARD OF NEW ORLEANS
ALL SYSTEM FUNDS
STATEMENTS OF NET POSITION
WITH PRIOR YEAR AND BEGINNING OF YEAR COMPARISONS
November 2023 Financials

Assets	A	B	C	D	E	F	G	
	Prior Year	Variance	%	Current Year	Variance	%	Beginning of Year	
Noncurrent assets:								
1 Property, plant and equipment	4,912,325,919	308,575,979	6.3%	5,220,901,898	183,569,980	3.6%	5,037,331,918	1
2 Less: accumulated depreciation	1,282,416,988	56,407,489	4.4%	1,338,824,477	76,308,333	6.0%	1,262,516,144	2
3 Property, plant, and equipment, net	6,194,742,907	(2,312,665,486)	-37.3%	3,882,077,421	107,261,647	2.8%	3,774,815,774	3
Restricted cash, cash equivalents, and investments								
4 Cash and cash equivalents restricted for capital projects	124,177,670	(33,398,486)	-26.9%	90,779,184	(73,036,496)	-44.6%	163,815,680	4
5 Debt service	37,755,276	8,042,834	21.3%	45,798,109	33,436,255	270.5%	12,361,854	5
6 Debt service reserve	12,722,535	274,819	2.2%	12,997,354	-	0.0%	12,997,354	6
7 Health insurance reserve	2,400,000	488,000	20.3%	2,888,000	-	0.0%	2,888,000	7
8 Total restricted cash, cash equivalents, and investments	177,055,481	(24,592,833)	-13.9%	152,462,647	(39,600,241)	-20.6%	192,062,888	8
Current assets:								
Unrestricted and undesignated								
9 Cash and cash equivalents	121,139,866	40,385,023	33.3%	161,524,889	42,096,410	35.2%	119,428,479	9
Accounts receivable:								
10 Customers (net of allowance for doubtful accounts)	28,864,368	(8,613,136)	-29.8%	20,251,232	(4,132,443)	-16.9%	24,383,675	10
11 Taxes	410,392	(545,157)	-132.8%	(134,766)	(3,754,563)	-103.7%	3,619,797	11
12 Interest	60	-	0.0%	60	-	0.0%	60	12
13 Grants	41,143,445	(1,578,086)	-3.8%	39,565,360	(19,213,419)	-32.7%	58,778,779	13
14 Miscellaneous	2,363,909	(941,960)	-39.8%	1,421,949	(484,008)	-25.4%	1,905,956	14
15 Due from (to) other internal departments	1,191,864	(1,228,591)	-103.1%	(36,727)	(36,727)	0.0%	0	15
16 Inventory of supplies	5,965,984	89,067	1.5%	6,055,051	-	0.0%	6,055,051	16
17 Prepaid expenses	714,799	227,413	31.8%	942,212	-	0.0%	942,212	17
18 Total unrestricted current assets	201,794,688	27,794,573	13.8%	229,589,261	14,475,251	6.7%	215,114,009	18
Other assets:								
19 Funds from/for customer deposits	14,581,308	67,965	0.5%	14,649,273	2,968	0.0%	14,646,305	19
20 Deposits	51,315	-	0.0%	51,315	-	0.0%	51,315	20
21 Total other assets	14,632,623	67,965	0.5%	14,700,588	2,968	0.0%	14,697,620	21
22 TOTAL ASSETS	6,588,225,698	(2,309,395,781)	-37.0%	4,278,829,917	82,139,626	-11.0%	4,196,690,291	22
Deferred outflows or resources:								
23 Deferred amounts related to net pension liability	36,504,074	25,777,506	70.6%	62,281,579	(6,519,706)	-10.5%	68,801,285	23
24 Deferred amounts related to OPEB	33,530,977	(32,399,674)	-96.6%	1,131,303	(13,012,230)	-92.0%	14,143,533	24
25 Deferred loss on bond refunding	423,050	(82,910)	-19.6%	340,139	-	0.0%	340,139	25
26 TOTAL DEFERRED OUTFLOWS OF RESOURCES	70,458,100	(6,705,078)	-9.5%	63,753,022	(19,531,935)	-23.5%	83,284,957	26
27 TOTAL ASSETS AND TOTAL DEFERRED OUTFLOWS	6,658,683,799	(2,316,100,860)	-46.5%	4,342,582,939	62,607,690	-34.5%	4,279,975,249	27

SEWERAGE AND WATER BOARD OF NEW ORLEANS
ALL SYSTEM FUNDS
STATEMENTS OF NET POSITION
WITH PRIOR YEAR COMPARISONS
November 2023 Financials

	A	B	C	D	E	F	G	
	Prior Year	Variance	%	Current Year	Variance	%	Beginning of Year	
NET ASSETS AND LIABILITIES								
Net position								
1 Net investments in capital assets	3,953,716,612	229,073,860	5.8%	4,182,790,472	102,421,691	2.5%	4,080,368,781	1
2 Restricted for Debt Service	50,477,811	8,317,652	16.5%	58,795,463	33,436,255	131.9%	25,359,208	2
3 Unrestricted	(1,179,558,210)	(49,953,983)	4.2%	(1,229,512,193)	(5,567,393)	0.5%	(1,223,944,800)	3
4 Total net position	2,824,636,213	187,437,529	6.6%	3,012,073,742	130,290,553	4.5%	2,881,783,189	4
Long-term liabilities								
5 Claims payable	42,773,093	877,559	2.1%	43,650,652	-	0.0%	43,650,652	5
6 Accrued vacation and sick pay	10,773,606	1,093,067	10.1%	11,866,673	1,049,275	9.7%	10,817,398	6
7 Net pension obligation	64,494,009	55,569,023	86.2%	120,063,032	(13,552,690)	-10.1%	133,615,722	7
8 Other postretirement benefits liability	249,746,324	(55,483,804)	-22.2%	194,262,520	5,838,647	3.1%	188,423,873	8
9 Bonds payable (net of current maturities)	514,509,352	16,635,660	3.2%	531,145,012	(1,084,908)	-0.2%	532,229,920	9
10 Special Community Disaster Loan Payable	-	-	0.0%	-	-	0.0%	-	10
11 Southeast Louisiana Project liability	204,789,827	10,467,693	5.1%	215,257,520	(1,971,460)	-0.9%	217,228,980	11
12 Debt Service Assistance Fund Loan payable	37,265,290	(5,939,680)	-15.9%	31,325,610	-	0.0%	31,325,610	12
13 Customer deposits	14,581,308	67,965	0.5%	14,649,273	2,968	0.0%	14,646,305	13
14 Total long-term liabilities	1,138,932,809	23,219,518	2.0%	1,162,220,292	(9,718,168)	-0.8%	1,171,938,460	14
Current liabilities (payable from current assets)								
15 Accounts payable and other liabilities	26,847,743	21,838,988	81.3%	48,686,731	(64,487,402)	-57.0%	113,174,133	15
16 Due to City of New Orleans	6,215,595	1,354,317	21.8%	7,569,912	2,834,318	59.9%	4,735,594	16
17 Disaster Reimbursement Revolving Loan	-	-	0.0%	-	-	0.0%	-	17
18 Retainers and estimates payable	12,057,289	2,786,301	23.1%	14,843,590	2,300,192	18.3%	12,543,398	18
19 Due to other fund	342,203	34,794	10.2%	376,997	-	0.0%	376,997	19
20 Accrued salaries	(560,471)	192,369	-34.3%	(368,102)	(2,677,370)	-115.9%	2,309,268	20
21 Claims payable	4,340,341	105,337	2.4%	4,445,677	-	0.0%	4,445,677	21
22 Total OPEB liability, due within one year	7,687,314	1,035,770	13.5%	8,723,083	934,319	12.0%	7,788,764	22
23 Debt Service Assistance Fund Loan payable	-	3,037,178	0.0%	3,037,178	-	0.0%	3,037,178	23
24 Advances from federal government	4,734,010	(4,734,010)	-100.0%	-	-	0.0%	-	24
25 Other Liabilities	2,055,929	294,743	14.3%	2,350,672	279,161	13.5%	2,071,511	25
26 Total current liabilities (payable from current assets)	63,719,953	25,945,786	40.7%	89,665,739	(60,816,782)	-69.3%	150,482,520	26
Current liabilities (payable from restricted assets)								
27 Accrued interest	1,591,593	59,646	3.7%	1,651,239	-	0.0%	1,651,239	27
28 Bonds payable	23,143,000	4,374,000	18.9%	27,517,000	-	0.0%	27,517,000	28
29 Retainers and estimates payable	-	-	0.0%	-	-	0.0%	-	29
30 Total current liabilities (payable from restricted assets)	24,734,593	4,433,646	17.9%	29,168,239	-	0.0%	29,168,239	30
31 Total current liabilities	88,454,546	30,379,432	34.3%	118,833,978	(60,816,782)	-33.9%	179,650,759	31
32 Total liabilities	1,227,387,355	24,439,752	2.0%	1,281,054,270	(70,534,950)	-5.2%	1,351,589,219	32
Deferred inflows or resources:								
33 Amounts related to net pension liability	30,801,040	(25,965,321)	-84.3%	4,835,719	2,241,163	86.4%	2,594,556	33
34 Amounts related to total OPEB liability	11,025,216	33,593,993	304.7%	44,619,208	610,922	1.4%	44,008,286	34
35 TOTAL DEFERRED INFLOWS OF RESOURCES	41,826,256	(25,965,321)	-62.1%	49,454,927	2,852,085	6.1%	46,602,842	35
36 Total Net Position, Liabilities and Deferred Inflows of Resources	4,093,849,823	211,877,281	5.2%	4,342,582,939	62,607,688	1.5%	4,279,975,250	36

SEWERAGE AND WATER BOARD OF NEW ORLEANS
WATER SYSTEM FUND
STATEMENTS OF NET POSITION
WITH PRIOR YEAR AND BEGINNING OF YEAR COMPARISONS
November 2023 Financials

		A	B	C	D		E	F	G	
Assets										
		Prior			Current				Beginning of	
		Year	Variance	%	Year	Variance	%		Year	
Noncurrent assets:										
1	Property, plant and equipment	1,200,952,993	120,393,050	10.0%	1,321,346,043	77,842,636	6.3%	1,243,503,407	1	
2	Less: accumulated depreciation	402,299,466	10,350,113	2.6%	412,649,579	14,027,478	3.5%	398,622,101	2	
3	Property, plant, and equipment, net	798,653,527	110,042,937	13.8%	908,696,464	63,815,158	7.6%	844,881,306	3	
Restricted cash, cash equivalents, and investments										
4	Cash and cash equivalents restricted for capital projects	16,899,158	166,599	1.0%	17,065,758	(1,181,121)	-6.5%	18,246,879	4	
5	Debt service	9,986,235	803,565	8.0%	10,789,800	(7,405,916)	-68.6%	3,383,884	5	
6	Debt service reserve	5,599,000	-	0.0%	5,599,000	-	0.0%	5,599,000	6	
7	Health insurance reserve	843,313	195,200	23.1%	1,038,513	-	0.0%	1,038,513	7	
8	Total restricted cash, cash equivalents, and investments	33,327,707	1,165,364	3.5%	34,493,071	6,224,795	22.0%	28,268,276	8	
Current assets:										
Unrestricted and undesignated										
9	Cash and cash equivalents	33,898,980	14,193,735	41.9%	48,092,714	16,577,532	34.5%	31,515,183	9	
Accounts receivable:		-								
10	Customers (net of allowance for doubtful accounts)	15,783,495	(2,040,477)	-12.9%	13,743,019	(168,131)	-1.2%	13,911,150	10	
11	Taxes	-	-	0.0%	-	-	0.0%	-	11	
12	Interest	-	-	0.0%	-	-	0.0%	-	12	
13	Grants	22,261,730	(829,402)	-3.7%	21,432,329	(14,914,795)	-41.0%	36,347,124	13	
14	Miscellaneous	774,890	(519,850)	-67.1%	255,040	197,979	347.0%	57,060	14	
15	Due from (to) other internal departments	7,320,927	(6,460,895)	-88.3%	860,032	(6,035,899)	-87.5%	6,895,930	15	
16	Inventory of supplies	2,583,028	204,511	7.9%	2,787,539	-	0.0%	2,787,539	16	
17	Prepaid expenses	342,510	90,965	26.6%	433,475	-	0.0%	433,475	17	
18	Total unrestricted current assets	82,965,560	4,638,588	5.6%	87,604,148	(4,343,313)	-4.7%	91,947,461	18	
Other assets:										
19	Funds from/for customer deposits	14,581,308	67,965	0.5%	14,649,273	2,968	0.0%	14,646,305	19	
20	Deposits	22,950	-	0.0%	22,950	-	0.0%	22,950	20	
21	Total other assets	14,604,258	67,965	0.5%	14,672,223	2,968	0.0%	14,669,255	21	
22	TOTAL ASSETS	929,551,052	115,914,854	23.3%	1,045,465,906	65,699,607	24.9%	979,766,298	22	
Deferred outflows or resources:										
23	Deferred amounts related to net pension liability	20,647,693	8,239,182	39.9%	28,886,875	(2,173,235)	-7.0%	31,060,111	23	
24	Deferred amounts related to OPEB	11,176,992	(10,799,891)	-96.6%	377,101	(4,337,410)	-92.0%	4,714,511	24	
25	Deferred loss on bond refunding	-	-	0.0%	-	-	0.0%	-	25	
26	TOTAL DEFERRED OUTFLOWS OF RESOURCES	31,824,685	(2,560,709)	-8.0%	29,263,977	(6,510,645)	-18.2%	35,774,622	26	
27	TOTAL ASSETS AND TOTAL DEFERRED OUTFLOWS	961,375,737	113,354,145	15.3%	1,074,729,882	59,188,962	6.7%	1,015,540,920	27	

SEWERAGE AND WATER BOARD OF NEW ORLEANS
WATER SYSTEM FUND
STATEMENTS OF NET POSITION
WITH PRIOR YEAR COMPARISONS
November 2023 Financials

	A	B	C	D	E	F	G	
	Prior Year	Variance	%	Current Year	Variance	%	Beginning of Year	
NET ASSETS AND LIABILITIES								
Net position								
1 Net investments in capital assets	591,316,868	116,557,343	19.7%	707,874,212	62,765,850	9.7%	645,108,362	1
2 Restricted for Debt Service	15,585,235	803,565	5.2%	16,388,800	7,405,916	82.4%	8,982,884	2
3 Unrestricted	(44,023,119)	(18,301,586)	41.6%	(62,324,705)	16,436,344	-20.9%	(78,761,050)	3
4 Total net position	562,878,984	99,059,322	17.6%	661,938,306	86,608,110	15.1%	575,330,196	4
Long-term liabilities								
5 Claims payable	4,221,184	(332,387)	-7.9%	3,888,797	-	0.0%	3,888,797	5
6 Accrued vacation and sick pay	4,426,259	(92,492)	-2.1%	4,333,767	127,922	3.0%	4,205,845	6
7 Net pension obligation	21,498,003	18,523,008	86.2%	40,021,011	(4,517,563)	-10.1%	44,538,574	7
8 Other postretirement benefits liability	83,248,775	(18,494,601)	-22.2%	64,754,174	1,946,215	3.1%	62,807,958	8
9 Bonds payable (net of current maturities)	218,044,369	(7,056,359)	-3.2%	210,988,010	(131,813)	-0.1%	211,119,823	9
10 Special Community Disaster Loan Payable	-	-	0.0%	-	-	0.0%	-	10
11 Southeast Louisiana Project liability	-	-	0.0%	-	-	0.0%	-	11
12 Debt Service Assistance Fund Loan payable	-	-	0.0%	-	-	0.0%	-	12
13 Customer deposits	14,581,308	67,965	0.5%	14,649,273	2,968	0.0%	14,646,305	13
14 Total long-term liabilities	346,019,898	(7,452,831)	-2.2%	338,635,032	(2,572,271)	-0.8%	341,207,302	14
Current liabilities (payable from current assets)								
15 Accounts payable and other liabilities	9,568,884	16,402,769	171.4%	25,971,653	(30,703,116)	-54.2%	56,674,769	15
16 Due to City of New Orleans	6,215,595	1,354,317	21.8%	7,569,912	2,834,318	59.9%	4,735,594	16
17 Disaster Reimbursement Revolving Loan	-	-	0.0%	-	-	0.0%	-	17
18 Retainers and estimates payable	7,377,737	3,382,179	45.8%	10,759,916	2,499,786	30.3%	8,260,129	18
19 Due to other fund	166,620	9,793	5.9%	176,413	-	0.0%	176,413	19
20 Accrued salaries	(289,836)	(91,066)	31.4%	(380,902)	(961,624)	-165.6%	580,722	20
21 Claims payable	1,490,093	67,646	4.5%	1,557,739	-	0.0%	1,557,739	21
22 Other postretirement benefits liability	2,562,438	345,257	13.5%	2,907,694	311,440	12.0%	2,596,255	22
23 Debt Service Assistance Fund Loan payable	-	-	0.0%	-	-	0.0%	-	23
24 Advances from federal government	2,757,705	(2,757,705)	-100.0%	-	-	0.0%	-	24
25 Other Liabilities	1,487,058	235,336	15.8%	1,722,394	221,622	14.8%	1,500,772	25
26 Total current liabilities (payable from current assets)	31,336,294	18,948,526	60.5%	50,284,821	(25,797,573)	-33.9%	76,082,394	26
Current liabilities (payable from restricted assets)								
27 Accrued interest	503,476	(16,727)	-3.3%	486,749	-	0.0%	486,749	27
28 Bonds payable	6,695,000	205,000	3.1%	6,900,000	-	0.0%	6,900,000	28
29 Retainers and estimates payable	-	-	0.0%	-	-	0.0%	-	29
30 Total current liabilities (payable from restricted assets)	7,198,476	188,273	2.6%	7,386,749	-	0.0%	7,386,749	30
31 TOTAL CURRENT LIABILITIES	38,534,770	19,136,799	49.7%	57,671,570	(25,797,573)	-30.9%	83,469,143	31
32 TOTAL LIABILITIES	384,554,668	11,683,968	3.0%	396,306,601	(28,369,844)	-6.7%	424,676,445	32
Deferred inflows or resources:								
33 Amounts related to net pension liability	10,267,013	(8,655,107)	-84.3%	1,611,906	1,868,773	216.1%	864,852	33
34 Amounts related to total OPEB liability	3,675,071	11,197,998	304.7%	14,873,069	4,015,877	27.4%	14,669,428	34
35 TOTAL DEFERRED INFLOWS OF RESOURCES	13,942,085	2,542,890	18.2%	16,484,975	5,884,650	37.9%	15,534,280	35
36 Total Net Position, Liabilities and Deferred Inflows of Resources	961,375,737	110,743,290	11.5%	1,074,729,882	59,188,962	5.8%	1,015,540,921	36

SEWERAGE AND WATER BOARD OF NEW ORLEANS
SEWER SYSTEM FUND
STATEMENTS OF NET POSITION
WITH PRIOR YEAR AND BEGINNING OF YEAR COMPARISONS
November 2023 Financials

Assets		A	B	C	D	E	F	G	
		Prior Year	Variance	%	Current Year	Variance	%	Beginning of Year	
Noncurrent assets:									
1	Property, plant and equipment	1,577,307,340	81,315,043	5.2%	1,658,622,383	61,471,700	3.8%	1,597,150,683	1
2	Less: accumulated depreciation	409,702,788	24,545,410	6.0%	434,248,198	29,710,769	7.3%	404,537,429	2
3	Property, plant, and equipment, net	1,167,604,552	56,769,633	4.9%	1,224,374,185	31,760,931	2.7%	1,192,613,254	3
Restricted cash, cash equivalents, and investments									
4	Cash and cash equivalents restricted for capital projects	84,136,624	(61,728,838)	-73.4%	22,407,786	(58,298,911)	-72.2%	80,706,697	4
5	Debt service	25,724,040	(833,432)	-3.2%	24,890,608	15,941,489	178.1%	8,949,119	5
6	Debt service reserve	7,123,535	274,819	3.9%	7,398,354	-	0.0%	7,398,354	6
7	Health insurance reserve	809,055	195,200	24.1%	1,004,255	-	0.0%	1,004,255	7
8	Total restricted cash, cash equivalents, and investments	117,793,255	(62,092,251)	-52.7%	55,701,003	(42,357,422)	-43.2%	98,058,425	8
Current assets:									
Unrestricted and undesignated									
9	Cash and cash equivalents	58,592,767	16,589,018	28.3%	75,181,785	14,906,258	24.7%	60,275,526	9
Accounts receivable:									
10	Customers (net of allowance for doubtful accounts)	13,080,873	(6,572,660)	-50.2%	6,508,213	(3,964,311)	-37.9%	10,472,525	10
11	Taxes	-	-	0.0%	-	-	0.0%	-	11
12	Interest	60	-	0.0%	60	-	0.0%	60	12
13	Grants	6,795,546	(310,328)	-4.6%	6,485,219	(1,828,329)	-22.0%	8,313,548	13
14	Miscellaneous	594,325	(263,645)	-44.4%	330,680	(69,540)	-17.4%	400,220	14
15	Due from (to) other internal departments	(2,096,482)	6,095,366	-290.7%	3,998,884	6,451,258	-263.1%	(2,452,374)	15
16	Inventory of supplies	2,053,592	(76,962)	-3.7%	1,976,630	-	0.0%	1,976,630	16
17	Prepaid expenses	187,929	90,965	48.4%	278,894	-	0.0%	278,894	17
18	Total unrestricted current assets	79,208,610	15,551,755	19.6%	94,760,365	15,495,335	19.5%	79,265,029	18
Other assets:									
19	Funds from/for customer deposits	-	-	0.0%	-	-	0.0%	-	19
20	Deposits	17,965	-	0.0%	17,965	-	0.0%	17,965	20
21	Total other assets	17,965	-	0.0%	17,965	-	0.0%	17,965	21
22	TOTAL ASSETS	1,364,624,381	10,229,137	-28.2%	1,374,853,518	4,898,844	-21.0%	1,369,954,674	22
Deferred outflows or resources:									
23	Deferred amounts related to net pension liability	14,922,837	8,477,718	56.8%	23,400,555	(2,173,235)	-9.3%	25,573,791	23
24	Deferred amounts related to OPEB	11,176,991	(10,799,891)	-96.6%	377,100	(4,337,410)	-92.0%	4,714,510	24
25	Deferred loss on bond refunding	392,468	(52,329)	-13.3%	340,139	-	0.0%	340,139	25
26	TOTAL DEFERRED OUTFLOWS OF RESOURCES	26,492,297	(2,374,502)	-9.0%	24,117,795	(6,510,645)	-21.3%	30,628,440	26
27	TOTAL ASSETS AND TOTAL DEFERRED OUTFLOWS	1,391,116,678	7,854,635	-37.2%	1,398,971,313	(1,611,801)	-42.2%	1,400,583,114	27

SEWERAGE AND WATER BOARD OF NEW ORLEANS
SEWER SYSTEM FUND
STATEMENTS OF NET POSITION
WITH PRIOR YEAR COMPARISONS
November 2023 Financials

	A	B	C	D	E	F	G	
	Prior Year	Variance	%	Current Year	Variance	%	Beginning of Year	
NET ASSETS AND LIABILITIES								
Net position								
1 Net investments in capital assets	941,567,363	9,440,605	1.0%	951,007,969	(25,584,885)	-2.6%	976,592,854	1
2 Restricted for Debt Service	32,847,575	(558,613)	-1.7%	32,288,962	15,941,489	97.5%	16,347,473	2
3 Unrestricted	(79,160,152)	13,951,910	-17.6%	(65,208,242)	34,600,580	-34.7%	(99,808,822)	3
4 Total net position	895,254,787	22,833,902	2.6%	918,088,689	24,957,184	2.8%	893,131,505	4
Long-term liabilities								
5 Claims payable	5,106,112	(517,409)	-10.1%	4,588,703	-	0.0%	4,588,703	5
6 Accrued vacation and sick pay	4,136,211	1,056,442	25.5%	5,192,653	828,122	19.0%	4,364,531	6
7 Net pension obligation	21,498,003	18,523,007	86.2%	40,021,010	(4,517,564)	-10.1%	44,538,574	7
8 Other postretirement benefits liability	83,248,775	(18,494,602)	-22.2%	64,754,173	1,946,216	3.1%	62,807,956	8
9 Bonds payable (net of current maturities)	296,464,983	(12,997,981)	-4.4%	283,467,002	(953,095)	-0.3%	284,420,097	9
10 Special Community Disaster Loan Payable	-	-	0.0%	-	-	0.0%	-	10
11 Southeast Louisiana Project liability	-	-	0.0%	-	-	0.0%	-	11
12 Debt Service Assistance Fund Loan payable	37,265,290	(5,939,680)	-15.9%	31,325,610	-	0.0%	31,325,610	12
13 Customer deposits	-	-	0.0%	-	-	0.0%	-	13
14 Total long-term liabilities	447,719,374	(18,370,223)	-4.1%	429,349,151	(2,696,321)	-0.6%	432,045,471	14
Current liabilities (payable from current assets)								
15 Accounts payable and other liabilities	10,233,705	2,211,142	21.6%	12,444,847	(23,509,439)	-65.4%	35,954,286	15
16 Due to City of New Orleans	-	-	0.0%	-	-	0.0%	-	16
17 Disaster Reimbursement Revolving Loan	-	-	0.0%	-	-	0.0%	-	17
18 Retainers and estimates payable	2,539,439	(770,922)	-30.4%	1,768,517	(304,557)	-14.7%	2,073,074	18
19 Due to other fund	79,790	10,101	12.7%	89,891	-	0.0%	89,891	19
20 Accrued salaries	(732,303)	44,388	-6.1%	(687,915)	(1,378,342)	-199.6%	690,427	20
21 Claims payable	1,455,836	67,645	4.6%	1,523,481	-	0.0%	1,523,481	21
22 Other postretirement benefits liability	2,562,438	345,257	13.5%	2,907,694	311,440	12.0%	2,596,255	22
23 Debt Service Assistance Fund Loan payable	-	3,037,178	0.0%	3,037,178	-	0.0%	3,037,178	23
24 Advances from federal government	1,976,305	(1,976,305)	-100.0%	-	-	0.0%	-	24
25 Other Liabilities	552,855	59,406	10.7%	612,262	57,538	10.4%	554,723	25
26 Total current liabilities (payable from current assets)	18,668,066	3,027,889	16.2%	21,695,955	(24,823,359)	-53.4%	46,519,314	26
Current liabilities (payable from restricted assets)								
27 Accrued interest	1,084,367	(38,825)	-3.6%	1,045,542	-	0.0%	1,045,542	27
28 Bonds payable	14,448,000	(2,141,000)	-14.8%	12,307,000	-	0.0%	12,307,000	28
29 Retainers and estimates payable	-	-	0.0%	-	-	0.0%	-	29
30 Total current liabilities (payable from restricted assets)	15,532,367	(2,179,825)	-14.0%	13,352,542	-	0.0%	13,352,542	30
31 TOTAL CURRENT LIABILITIES	34,200,433	848,064	2.5%	35,048,497	(24,823,359)	-41.5%	59,871,856	31
32 TOTAL LIABILITIES	481,919,807	(17,522,159)	-3.6%	464,397,648	(27,519,680)	-5.6%	491,917,328	32
Deferred inflows or resources:								
33 Amounts related to net pension liability	10,267,013	(8,655,107)	-84.3%	1,611,906	747,054	86.4%	864,852	33
34 Amounts related to total OPEB liability	3,675,072	11,197,998	304.7%	14,873,070	203,641	1.4%	14,669,429	34
35 TOTAL DEFERRED INFLOWS OF RESOURCES	13,942,085	2,542,891	18.2%	16,484,976	950,695	6.1%	15,534,281	35
36 Total Net Position, Liabilities and Deferred Inflows of Resources	1,391,116,679	5,311,743	0.4%	1,398,971,313	(1,611,801)	-0.1%	1,400,583,114	36

SEWERAGE AND WATER BOARD OF NEW ORLEANS
DRAINAGE SYSTEM FUND
STATEMENTS OF NET POSITION
WITH PRIOR YEAR AND BEGINNING OF YEAR COMPARISONS
November 2023 Financials

	A	B	C	D	E	F	G	
Assets								
Noncurrent assets:	Prior Year	Variance	%	Current Year	Variance	%	Beginning of Year	
1 Property, plant and equipment	2,134,065,586	106,867,886	5.0%	2,240,933,472	44,255,644	2.0%	2,196,677,828	1
2 Less: accumulated depreciation	470,414,734	21,511,966	4.6%	491,926,700	32,570,086	7.1%	459,356,614	2
3 Property, plant, and equipment, net	1,663,650,852	85,355,920	5.1%	1,749,006,772	11,685,558	0.7%	1,737,321,214	3
Restricted cash, cash equivalents, and investments								
4 Cash and cash equivalents restricted for capital projects	23,141,888	28,163,753	0.0%	51,305,641	(13,556,463)	-20.9%	64,862,104	4
5 Debt service	2,045,000	8,072,701	394.8%	10,117,701	10,088,850	34968.8%	28,851	5
6 Debt service reserve	-	-	0.0%	-	-	0.0%	-	6
7 Health insurance reserve	747,632	97,600	13.1%	845,232	-	0.0%	845,232	7
8 Total restricted cash, cash equivalents, and investments	25,934,519	36,334,054	140.1%	62,268,573	(3,467,613)	-5.3%	65,736,187	8
Current assets:								
Unrestricted and undesignated								
9 Cash and cash equivalents	28,648,120	9,602,270	33.5%	38,250,390	10,612,620	38.4%	27,637,770	9
Accounts receivable:	-							
10 Customers (net of allowance for doubtful accounts)	-	-	0.0%	-	-	0.0%	-	10
11 Taxes	410,392	(545,157)	-132.8%	(134,766)	(3,754,563)	-103.7%	3,619,797	11
12 Interest	-	-	0.0%	-	-	0.0%	-	12
13 Grants	12,086,169	(438,356)	-3.6%	11,647,812	(2,470,295)	-17.5%	14,118,107	13
14 Miscellaneous	994,694	(158,465)	-15.9%	836,229	(612,447)	-42.3%	1,448,676	14
15 Due from (to) other internal departments	(4,032,580)	(863,062)	21.4%	(4,895,643)	(452,086)	10.2%	(4,443,557)	15
16 Inventory of supplies	1,329,364	(38,481)	-2.9%	1,290,882	-	0.0%	1,290,882	16
17 Prepaid expenses	184,360	45,483	24.7%	229,843	-	0.0%	229,843	17
18 Total unrestricted current assets	39,620,518	7,604,230	19.2%	47,224,748	3,323,229	7.6%	43,901,519	18
Other assets:								
19 Funds from/for customer deposits	-	-	0.0%	-	-	0.0%	-	19
20 Deposits	10,400	-	0.0%	10,400	-	0.0%	10,400	20
21 Total other assets	10,400	-	0.0%	10,400	-	0.0%	10,400	21
22 TOTAL ASSETS	1,729,216,289	129,294,204	164.4%	1,858,510,494	11,541,174	3.0%	1,846,969,319	22
Deferred outflows or resources:								
23 Deferred amounts related to net pension liability	933,544	9,060,605	970.6%	9,994,149	(2,173,235)	-17.9%	12,167,384	23
24 Deferred amounts related to OPEB	11,176,993	(10,799,892)	-96.6%	377,101	(4,337,410)	-92.0%	4,714,511	24
25 Deferred loss on bond refunding	30,581	(30,581)	-100.0%	-	-	0.0%	-	25
26 TOTAL DEFERRED OUTFLOWS OF RESOURCES	12,141,118	(1,769,868)	-14.6%	10,371,250	(6,510,645)	-38.6%	16,881,895	26
27 TOTAL ASSETS AND TOTAL DEFERRED OUTFLOWS	1,741,357,408	127,524,336	149.8%	1,868,881,744	5,030,529	-35.6%	1,863,851,215	27

SEWERAGE AND WATER BOARD OF NEW ORLEANS
DRAINAGE SYSTEM FUND
STATEMENTS OF NET POSITION
WITH PRIOR YEAR COMPARISONS
November 2023 Financials

	A	B	C	D	E	F	G	
	Prior Year	Variance	%	Current Year	Variance	%	Beginning of Year	
NET ASSETS AND LIABILITIES								
Net position								
1 Net investments in capital assets	2,420,832,381	103,075,912	4.3%	2,523,908,292	65,240,726	2.7%	2,458,667,566	1
2 Restricted for Debt Service	2,045,000	8,072,701	394.8%	10,117,701	10,088,850	34968.8%	28,851	2
3 Unrestricted	(1,056,374,939)	(45,604,308)	4.3%	(1,101,979,246)	(56,604,317)	5.4%	(1,045,374,929)	3
4 Total net position	1,366,502,442	65,544,305	4.8%	1,432,046,747	18,725,259	1.3%	1,413,321,488	4
Long-term liabilities								
5 Claims payable	33,445,797	1,727,355	5.2%	35,173,152	-	0.0%	35,173,152	5
6 Accrued vacation and sick pay	2,211,136	129,117	5.8%	2,340,253	93,231	4.1%	2,247,022	6
7 Net pension obligation	21,498,003	18,523,008	86.2%	40,021,011	(4,517,563)	-10.1%	44,538,574	7
8 Other postretirement benefits liability	83,248,775	(18,494,601)	-22.2%	64,754,174	1,946,215	3.1%	62,807,958	8
9 Bonds payable (net of current maturities)	-	36,690,000	0.0%	36,690,000	-	0.0%	36,690,000	9
10 Special Community Disaster Loan Payable	-	-	0.0%	-	-	0.0%	-	10
11 Southeast Louisiana Project liability	204,789,827	10,467,693	5.1%	215,257,520	(1,971,460)	-0.9%	217,228,980	11
12 Debt Service Assistance Fund Loan payable	-	-	0.0%	-	-	0.0%	-	12
13 Customer deposits	-	-	0.0%	-	-	0.0%	-	13
14 Total long-term liabilities	345,193,538	49,042,572	14.2%	394,236,110	(4,449,577)	-1.1%	398,685,686	14
Current liabilities (payable from current assets)								
15 Accounts payable and other liabilities	7,045,153	3,225,078	45.8%	10,270,231	(10,274,847)	-50.0%	20,545,077	15
16 Due to City of New Orleans	-	-	0.0%	-	-	0.0%	-	16
17 Disaster Reimbursement Revolving Loan	-	-	0.0%	-	-	0.0%	-	17
18 Retainers and estimates payable	2,140,113	175,045	8.2%	2,315,158	104,962	4.7%	2,210,195	18
19 Due to other fund	95,793	14,900	15.6%	110,693	-	0.0%	110,693	19
20 Accrued salaries	461,669	239,046	51.8%	700,715	(337,404)	-32.5%	1,038,119	20
21 Claims payable	1,394,412	(29,954)	-2.1%	1,364,457	-	0.0%	1,364,457	21
22 Total OPEB liability, due within one year	2,562,438	345,257	13.5%	2,907,694	311,440	12.0%	2,596,255	22
23 Debt Service Assistance Fund Loan payable	-	-	0.0%	-	-	0.0%	-	23
24 Advances from federal government	-	-	0.0%	-	-	0.0%	-	24
25 Other Liabilities	16,016	-	0.0%	16,016	-	0.0%	16,016	25
26 Total current liabilities (payable from current assets)	13,715,592	3,969,371	28.9%	17,684,963	(10,195,849)	-36.6%	27,880,812	26
Current liabilities (payable from restricted assets)								
27 Accrued interest	3,750	115,198	3071.9%	118,948	-	0.0%	118,948	27
28 Bonds payable	2,000,000	6,310,000	315.5%	8,310,000	-	0.0%	8,310,000	28
29 Retainers and estimates payable	-	-	0.0%	-	-	0.0%	-	29
30 Total current liabilities (payable from restricted assets)	2,003,750	6,425,198	320.7%	8,428,948	-	0.0%	8,428,948	30
31 TOTAL CURRENT LIABILITIES	15,719,342	10,394,569	66.1%	26,113,911	(10,195,849)	-28.1%	36,309,760	31
32 TOTAL LIABILITIES	360,912,880	59,437,141	16.5%	420,350,021	(14,645,425)	-3.4%	434,995,447	32
Deferred inflows or resources:								
33 Amounts related to net pension liability	10,267,013	(8,655,107)	-84.3%	1,611,906	747,054	86.4%	864,852	33
34 Amounts related to total OPEB liability	3,675,073	-	0.0%	14,873,069	-	0.0%	14,669,428	34
35 TOTAL DEFERRED INFLOWS OF RESOURCES	13,942,086	2,542,889	18.2%	16,484,975	950,695	6.1%	15,534,280	35
36 Total Net Position, Liabilities and Deferred Inflows of Resources	1,741,357,408	124,981,446	7.2%	1,868,881,744	5,030,529	0.3%	1,863,851,215	36

**OFFICE OF GENERAL SUPERINTENDENT
SEWERAGE AND WATER BOARD OF NEW ORLEANS**

January 23, 2024

To the Honorable President and members of the Sewerage and Water Board of New Orleans

The following report for the month of December is presented herewith:

Contract 1370A - Walter J. Barnes Electric Co., Inc. – 60Hz Transformer/Switchgear. This work is 100% completed. (CP Item 675-05).

Contract 1407 – Industrial & Mechanical Contractors, Inc. – Sycamore Filter Gallery Repairs. This work is 99% completed. (CP Item 122).

Contract 1413 – M.R. Pittman Group, LLC – Turbine 6 Air Inlet Heater. This work is 100% completed. (CP Item 676-06).

Contract 1418 – M. R. Pittman Group, LLC – Carrollton Water Plant Utility Rack. This work is 85% completed. (CP Item 676-17)

Contract 1447 – Walter J. Barnes Electric Co., Inc. – Carrollton Water Purification Plant Boiler House Fan Modification. This work is 95% completed. (CP Item 676-17).

Contract 2129 – Wallace C. Drennan, Inc. – Water Point Repair. This work is 96% completed. (CP Item 214).

Contract 2130 – Wallace C. Drennan, Inc. – Water Point Repair. This work is 96% completed. (CP Item 175).

Contract 2142 – Wallace C. Drennan, Inc. – Water Line Replacement and Extensions. This work is 45% completed. (CP Item 239-00).

Contract 2145 – Boh Bros. Construction Co., LLC. – Water Point Repair. This work is 95% completed. (O&M Item).

Contract 2158 – Wallace C. Drennan, Inc. – Water Point Repair. This work is 17% completed. (O&M Item).

Contract 2159 – Boh Bros. Construction Co., LLC. – Water Point Repair. This work is 100% completed. (O&M Item).

Contract 2162 – Boh Bros. Construction Co., LLC – Water Point Repair. This work is 34% completed. (O & M Item).

Contract 2163 – Boh Bros. Construction Co., LLC – Water Point Repair. This work is 10% completed. (O & M Item).

Contract 2164 – Boh Bros. Construction Co., LLC – Water Line Replacement and Extensions. This work is 14% completed. (CP Item 214-00).

Contract 200035 – Echologics, LLC. – Leak Detection Services. This work is 59% completed. (O&M Item).

Contract 3742 – AtaKapa Services – Cleaning & CCTV Inspection. This work is 78% completed. (O&M Item).

Contract 3799 – Industrial & Mechanical Contractors, Inc. – Installation of Sludge Dryer at the East Bank Wastewater Treatment Plant Fund 348/FEMA. This work is 99% completed. (CP Item 348).

Contract 30213 – Grady Crawford – South Shore Sewer Rehabilitation No. 1. This work is 100% completed. (CP Item 317).

Contract 30214 – Grady Crawford – South Shore Sewer Rehabilitation No. 2. This work is 100% completed. (CP Item 317).

Contract 30217 – CES – Cleaning & CCTV Inspection. This work is 66% completed. (CP Item 375).

Contract 30218 – Wallace C. Drennan, Inc. – Sewer Point Repair. This work is 74% completed. (O&M Item).

Contract 30219 – Wallace C. Drennan, Inc. – Manhole to Manhole & Sewer Point Repair. This work is 73% completed. (CP Item 318).

Contract 30227 – Fleming Construction Co., LLC – Mid City Sewer Rehabilitation Basin No. 1 (ESSA). This work is 85% completed. (CP Item 317-09).

Contract 30228 – Fleming Construction Co., LLC – Mid City Sewer Rehabilitation Basin No. 2 (S&WB Bond). This work is 95% completed. (CP Item 317-08).

Contract 30233 – Hard Rock – Carrollton Sewer Rehabilitation Basin No. 4. This work is 60% completed. (CP Item 317-08).

Contract 30236 – BLD Services, LLC – Carrollton Sewer Rehabilitation Basin No. 6 (ESSA). This work is 100% completed. (CP Item 317-09).

Contract 30237 – Wallace C. Drennan, Inc. – Sewer Point Repair. This work is 89% completed. (O&M 6621/4408).

Contract 30238 – Wallace C. Drennan, Inc. – Manhole to Manhole & Sewer Point Repair. This work is 74% completed. (CP Item 310).

Contract 30244 – CES – Cleaning & CCTV Inspection. This work is 90% completed. (O&M 6621/4411).

Contract 30245 – Palmisano – Mid City Sewer Rehabilitation Basin No. 3 (Interim Pavement). This work is 100% completed. (CP Item 317-08).

Contract 30246 – Wallace C. Drennan, Inc. – Sewer Rehabilitation. This work is 25% completed. (O&M Item).

Contract 30248 – Fleming Construction Company, LLC – Carrollton Sewer Rehabilitation Basin No. 7. This work is 33% completed. (CP Item 317-08).

Contract 30249 – Impetus Infrastructure, LLC – Carrollton Sewer Rehabilitation Basin No. 8. This work is 20% completed. (CP Item 317-08).

Contract 30250 – BLD Services, LLC – Carrollton Sewer Rehabilitation Basin No. 9 (Manhole). This work is 100% completed. (CP Item 317-08)

Contract 5224 – Industrial & Mechanical Contractors, Inc. – Hurricane Katrina Related Repairs to New Carrollton Hospital, Marconi, Paris, and Press Drainage Underpass Stations. This work is 99% completed. (CP Item 511).

Contract 5243 – Industrial & Mechanical Contractors, Inc. – Drainage Pumping Station #4 Anti-Siphon Project. This work is 100% completed. (CP Item 535).

Contract 6266 – Baker Hughes Holdings, LLC – Operating Controls System Upgrade for Turbine 5. This work is 100% completed. (CP Item 676-14).

Contract 6267 – M. R. Pittman Group, LLC – Turbine 5 Exhaust System Fabrication and Installation. This work is 100% completed. (CP Item 676-14).

Contract 8165 – Wallace C. Drennan, Inc. – Driveways and Sidewalks Repaving. This work is 25% completed. (O&M Item).

Contract 8166 – Wallace C. Drennan, Inc. – Waterline Replacement and Extensions. This work is 91% completed. (O&M Item).

Contract 8168– CMG Pipelines Inc. – Driveways and Sidewalks Repaving. This work is 42% completed. (O&M Item).

PLUMBING DEPARTMENT

Submitted herewith is the monthly report for work performed by the Plumbing Department.

There were 206 Plumbing permits, and no new backflow permits issued during the month of December 2023. This department complied with 361 requests for Plumbing Inspections, which consisted of inspections conducted with Licensed Plumbing Contractors, Property Owners, Tenants, Department of Health and Hospitals Sanitarians, and Environmental Inspectors.

The following numbers are the permits issued and inspections conducted:

	<u>2023</u> <u>October</u>	<u>2023</u> <u>November</u>	<u>2023</u> <u>December</u>	<u>2022</u> <u>December</u>	<u>YTD</u> <u>2023</u>
Plumbing Permits Issued	172	181	206	237	
Backflow Permits Issued	<u>000</u>	<u>000</u>	<u>000</u>	<u>009</u>	
Total	172	181	206	246	2,871
Inspections Conducted					
Water	230	224	235	246	
Special	008	006	006	005	
Final	<u>070</u>	<u>063</u>	<u>113</u>	<u>082</u>	
Total	308	293	354	333	4,366

RAINFALL REPORT FOR DECEMBER 2023

The rainfall for the month of December was 8.90", compared to the 130-year average of 4.70" for the month of December. The cumulative rainfall through the twelfth month of the year was 45.55", compared to the 130-year average of 59.26".

AVERAGE DAILY PUMPAGE FOR THE MONTH OF DECEMBER

New Orleans Side	144.38 Million Gallons Per Day
Algiers Side	13.80 Million Gallons Per Day

Respectfully submitted,


for **STEPHEN NELSON**
GENERAL SUPERINTENDENT

SN/nd
GENSUP%

SEWERAGE AND WATER BOARD Of New Orleans Board Report



Month of December 2023

Human Resources Activities

Beginning of 2023 Vacant Positions: 380

Current Vacant Positions: 322

December New Hires: 35

December Promotions: 15

December Resignations: 6

December Retirees: 2

Benefits

Eligible Retirees (Not in DROP): 2

DROP Program Participants

- Beginning Balance: 63
- New Member(s): 0
- Member(s) Removed: 2

Employee Relations

Grievances: 6

Disciplinary Actions

- Terminations: 4
- Suspensions: 4
- Demotions: 0
- Mediations: 0
- Counseling/Support Sessions: 1
- Proposed Actions Dismissed: 0

Human Resources Hiring Activities

JANUARY 2022 - DECEMBER 2022

MONTH	NEW HIRES	RESIGNATIONS	TERMINATIONS	ENDED DROP	RETIREMENT
JANUARY	7	9	3	1	6
FEBRUARY	11	14	3	1	8
MARCH	25	6	0	3	2
APRIL	12	15	2	1	3
MAY	16	15	6	1	2
JUNE	59	19	2	2	4
JULY	34	11	5	0	3
AUGUST	14	13	1	1	3
SEPTEMBER	16	11	3	0	0
OCTOBER	7	5	3	3	1
NOVEMBER	21	9	0	1	0
DECEMBER	27	10	5	1	2
TOTALS	249	137	33	15	35

249 New Hires
88% Left (220)

Monthly Activity Report December 2023				
ORIENTATION DATE	JOB TITLE	Action		
4-Dec-23	Laborer	1		
	Networks Maintenance Technician I	2		
	Office Assistant	1		
	Office Worker	3		
	Plumbing Inspector II	1		
	Utilities Maintenance Technician III	1		
	Utilities Master Maintenance Specialist I	2		
TOTAL		11		
18-Dec-23	Engineer Inter II	1		
	Environmental Enforcement Technician I	1		
	Equipment Operator II	1		
	Infrastructure Project Manager II	1		
	Internal Auditor	1		
	IT Specialist II	1		
	Laborer	6		
	Management Development Analyst I	1		
	Office Worker	4		
	Utilities Maintenance Technician I	1		
	Utilities Maintenance Trainee II	1		
	Utilities Master Maintenance Specialist I	1		
	Utilities Plant Worker	3		
	Water Meter Reader Service Technician	1		
TOTAL		24		
Promotions	JOB TITLE	Action		
	Administrative Support Supervisor	2		
	Infrastructure Project Manager III	1		
	Management Development Specialist I	1		
	Networks Maintenance Technician II	2		
	Networks Master Maintenance Technician I	1		
	Networks Senior Maintenance Technician II	1		
	Pumping Plant Operator	1		
	Senior Engineering Division Manager	1		
	Senior Project Manager	2		
	Utility Service Manager	1		
	Utilities Trade Specialist II	1		
	Water Chemist III	1		

[illegible]

[illegible]

Human Resources Hiring Activities

JANUARY 2023 - DECEMBER 2023

MONTH	NEW HIRES	RESIGNATIONS	TERMINATIONS	DROP	RETIREMENT
JANUARY	2	10	3	3	1
FEBRUARY	7	7	8	1	2
MARCH	21	6	6	0	1
APRIL	20	6	2	1	0
MAY	13	10	7	1	0
JUNE	26	12	15	1	1
JULY	63	11	4	2	2
AUGUST	13	5	7	2	2
SEPTEMBER	13	5	1	3	4
OCTOBER	9	3	4	3	1
NOVEMBER	36	6	8	1	3
DECEMBER	35	6	4	2	2
TOTALS	258	87	69	20	19

258 New Hires

Hiring Classifications

JANUARY 2022 - DECEMBER 2022

MONTH	CITY-WIDE	SWB	DIRECT HIRE	UNCLASSIFIED	TOTAL POSITIONS
JANUARY	3	1	3	0	7
FEBRUARY	0	9	2	0	11
MARCH	4	16	1	0	21
APRIL	6	3	2	0	11
MAY	5	6	4	0	16
JUNE	3	18	14	1	36
JULY	4	14	4	0	22
AUGUST	1	6	6	0	13
SEPTEMBER	3	9	2	1	15
OCTOBER	3	2	1	1	7
NOVEMBER	2	6	12	0	20
DECEMBER	8	1	8	0	17
TOTAL HIRES	42	91	59	3	196

Hiring Classifications

JANUARY 2023 - DECEMBER 2023

MONTH	CITY-WIDE	SWB	DIRECT HIRE	UNCLASSIFIED	TOTAL POSITIONS
JANUARY	1	0	2	0	3
FEBRUARY	0	0	7	1	8
MARCH	4	8	7	2	21
APRIL	4	16	0	0	20
MAY	8	4	0	0	12
JUNE	17	3	5	1	26
JULY	2	30	31	0	63
AUGUST	4	2	7	0	13
SEPTEMBER	0	11	2	0	13
OCTOBER	0	6	2	1	9
NOVEMBER	14	14	8	0	36
DECEMBER	7	13	15	0	35
TOTAL HIRES	61	107	142	5	259

**SEWERAGE AND WATER BOARD OF NEW ORLEANS
OFFICE OF SPECIAL COUNSEL**

January 23, 2024

To the Honorable President and Members of the Sewerage and Water Board of New Orleans:

The following represents Legal Department's report of activities for December 2023.

DECEMBER 2023 FURNISHING CONTRACTS
EXECUTED BEFORE SPECIAL COUNSEL

1. Lhoist North America of Missouri, Inc. – Requisition No. AL230032 - Lime to the Algiers Water Plant - \$516,684.00
2. Boh Bros Construction Co. – Amendment No. 1 – Hot Mix Asphalt - \$178,250.00
3. Lard Oil – Gas and Diesel - \$1,720,888.05
4. A.Y. McDonald – Hot Mix Asphalt - \$1,207,626.00

DECEMBER 2023 CIVIL SUITS FILED AGAINST BOARD

Dominic Varrecchio v. SWBNO, et al, No. 2023-10269, CDC. In this case, plaintiff filed a Petition for Damages, alleging an August 2023 automobile accident involving a SWBNO vehicle and driver.

Respectfully submitted,



**YOLANDA Y. GRINSTEAD
SPECIAL COUNSEL**

DECEMBER 2023

SWBNO SAFETY REPORT



Executive Summary

We are pleased to present the December 2023 Safety Report. The purpose of this report is to present data tracked by the Safety Department, Risk Management Office, Claims Office, Accident Review Board, and the Workers' Compensation Office, and to provide a summary of actions taken to improve employee safety and reduce risks in our operations. The data collected by the departments are analyzed on a monthly basis for both leading and lagging indicators to identify emerging risks, measure the impact of previously implemented policies, and to pinpoint areas of operations where additional safety training would be most beneficial.

December's Safety Report data shows that open Workers' Compensation claims are down nearly 39% over the past year. Open extended Workers' Compensation claims (those open longer than one year) are down over 21% from this time last year. Each claim that remains open is being analyzed and monitored by Workers' Comp to ensure that the claims are being handled in the most cost-efficient manner possible in an effort to control overall costs.

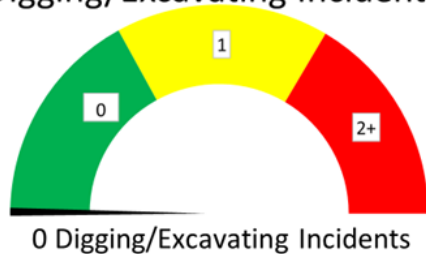
At year's end, 754 current active employees (59%) have completed either OSHA 10, OSHA 30, or both, which is up from 52% at the end of last year. In addition to OSHA training, Safety and Risk Management have begun requiring defensive driving training of all new drivers as well as incorporated Smith System driver training into the Board's fleet safety curriculum for each driver.

Risk Management and Safety will continue to tailor training opportunities and resources to employee and departmental needs to ensure that Board employees can work as safely as possible throughout the new year.

Please note that this report is the product of a collaboration between the Safety and Risk Management departments, and is broken down into five sections:

1. Safety
2. Accident Review Board
3. Workers' Compensation
4. Claims Office
5. Risk Management

Digging/Excavating Incidents



0 Digging/Excavating Incidents

Target: 0 Digging/Excavating Incidents

Motor Vehicle Incidents



1 Motor Vehicle Incident

Target: 0 Motor Vehicle Incidents

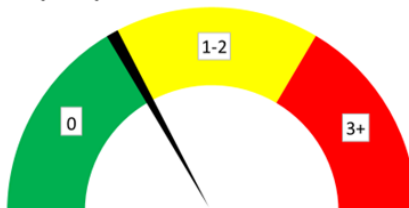
Recordable Injuries



0 Recordable Injuries

Target: 0 Recordable Injuries

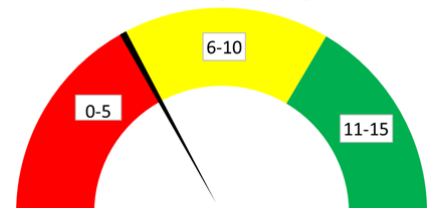
Improper PPE Use Incidents



1 Improper PPE Use Incident

Target: 0 Improper PPE Use Incidents

OSHA Training Completions



6 OSHA Training Completions

Target: 10+ OSHA Training Completions

Safety

Safety Incident Investigation Report

Below is the Safety Incident Investigation tracking report for incidents that required a Safety Investigation. The report outlines the events leading up to the incident and recommended action to prevent the same type of incident from happening again.

Department	Date of Incident	Description	Recommended Action	Closed Date
Grounds Maintenance	12/18/2023	While entering a dump truck, employee placed his foot onto the dump truck step and slipped, causing injury to his left thigh.	The Safety Department recommends that managers conduct safety talks and ensure employees conduct Job Safety Analyses (JSA's) when working in wet and slick conditions. It is also recommended that safety talks address proper arrangement and placement of wet work boots on lifts, ladders, and steps. Safety talks should also instruct employees in using three points of contact when entering and exiting work trucks.	12/21/2023
Machine Shop	12/18/2023	Employee was unloading a motor with a forklift. While moving the motor, he stopped suddenly, causing the motor to roll off the forklift. No one was injured.	The Safety Department recommends that all employees who conduct lifting and transporting of equipment are trained on rigging operations. It is also recommended that the training be evaluated for effectiveness. It is recommended that managers develop Standards, Policies or Administrative Controls (SPACs) for transporting heavy equipment and ensure SPACs are readily available for employees as needed.	12/27/2023

Safety

Safety Training

The Safety Department has conducted the following safety training since last month:

Five Reasons to Work Safe
Communication and Safety
OSHA 10 training (six employees)

Safety Coordinators

Completed 24 jobsite visits and inspections.

Safety Liaison Program

The Safety Liaison Program participants completed nine Job Hazard Analyses.

Safety Hazard Issues

There were no safety hazard issues reported.

Safety Investigations

Safety concluded two safety investigations.

Recordable Injuries by Department

Departmental View of Recordable Injuries: 2023	
Department	Recordable Injuries
Communications-Drainage/Sewer	1
Electric Shop	1
Emergency (Networks)	1
Garage 2 (Body Shop)	1
Machine Shop	1
Meter Reading and Investigations	4
Networks Zone 3	2
Networks Zone 5	3
Networks Zone 7	3
Service Request Center	1
Total	18

OSHA 10 AND OSHA 30 TRAINING

SWBNO Employee OSHA 10 Completions by Month													
Year	Jan	Feb	Mar	Apr	May	Jun	Jul	Aug	Sept	Oct	Nov	Dec	Total
2023	7	9	19	5	10	16	10	16	38	32	8	6	176
2022	12	17	19	17	24	30	12	34	46	36	54	22	323
2021	1	5	1	0	0	9	10	0	0	1	0	0	27
2020	0	0	0	0	0	0	0	0	4	1	1	2	8

SWBNO Employee OSHA 30 Completions by Month													
Year	Jan	Feb	Mar	Apr	May	Jun	Jul	Aug	Sept	Oct	Nov	Dec	Total
2023	1	10	5	8	6	0	0	11	0	15	0	0	56
2022	1	0	1	0	1	0	1	0	1	1	0	1	7
2021	1	0	0	0	1	0	0	0	1	2	0	0	5
2020	0	0	0	0	0	1	0	0	0	0	1	0	2



Accident Review Board

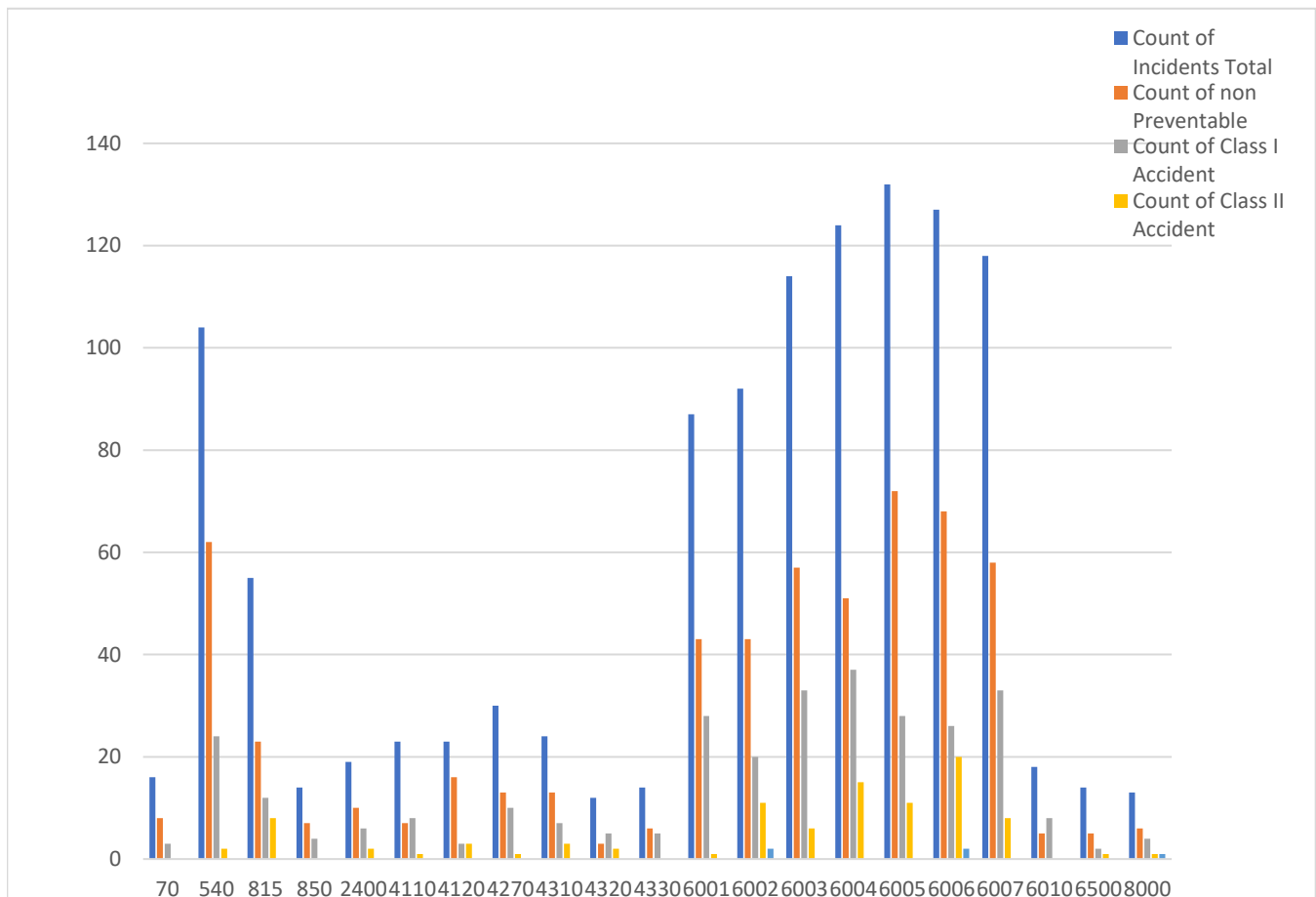
2007-2023

The Purpose and Mission of the Accident Review Board is to reduce the number of safety related incidents and injuries to Sewerage and Water Board equipment and staff. We strive to reduce incidents by recognizing areas that need improvement and create training opportunities to mitigate any future incidents.

Disclaimer: the information listed below reflects November 2023. There were no ARB Hearings in December 2023.

Accident Review Board Data

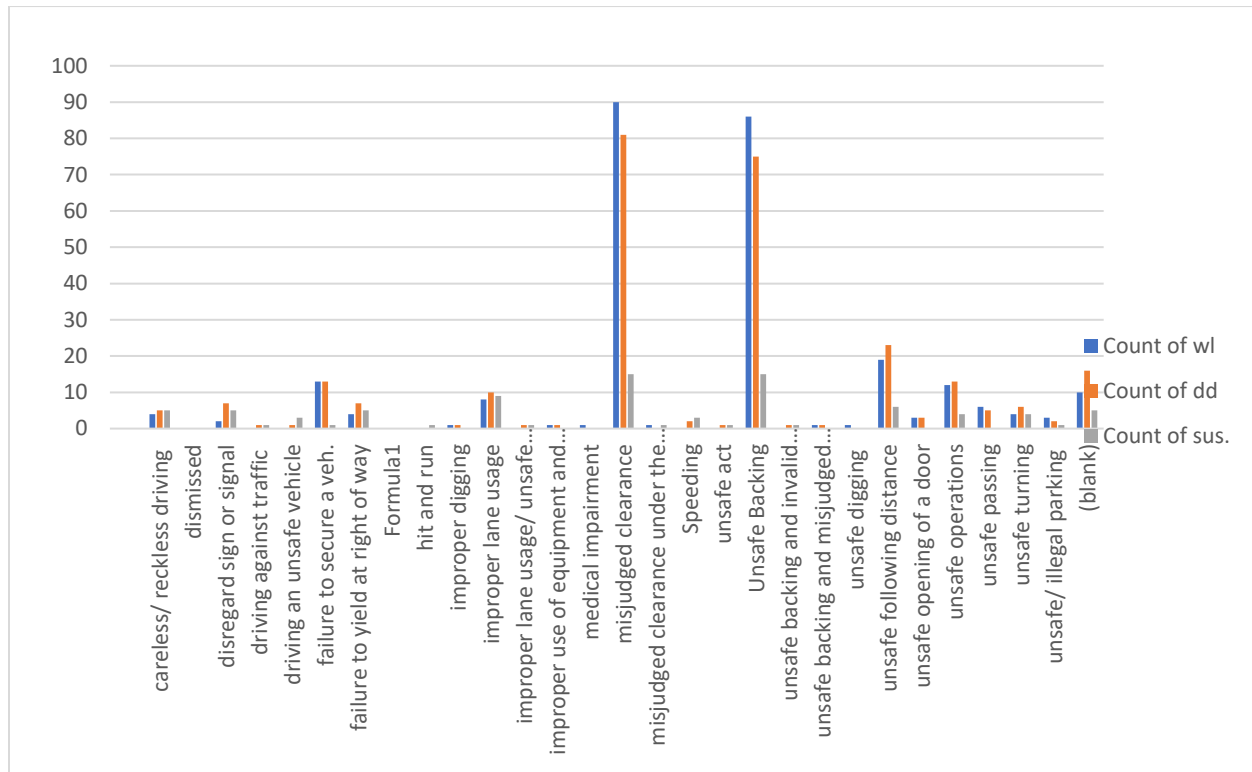
The graph reflects the information collected in the Safety Unit, ARB folders with 10 or more accidents from 2007-2023 by Department Organization Codes. Please see the next page for ARB Classification Descriptions.



*Chart lists departments with 10 or more incidents.

- 6001-Networks Zone 1
- 6002-Networks Zone 2
- 6003-Networks Zone 3
- 6004-Networks Zone 4
- 6005-Networks Zone 5
- 6006-Networks Zone 6
- 6007-Networks Zone 7
- 6010-Field Service Center
- 6500-Technical Services
- 0540-Meter Reading
- 0815-Grounds Maintenance
- 0850-Warehouse & Grounds
- 4110-Outside Systems
- 4120-In Plant Systems
- 4270-Meter Repairs
- 4310-Carrollton

Accident Review Board Data



Disposition Legend

wl: warning letter

dd: defensive driving

sus.: suspension



ARB CLASSIFICATION DESCRIPTIONS

Offense Classifications

A preventable “Vehicle”, “Heavy Equipment” and “Non-Vehicular” accident falls into one of three classifications, Class I, II, or III, defined as follows:

- **Class I Accident** is an accident in which the involved employee(s) shared a portion or all the responsibility for its occurrence. The potential severity of a Class I accident is considered by the ARB to be minor in nature. A Class I accident remains on an employee’s record for one (1) year.
- **Class II Accident** is an accident in which the involved employee(s) shared a portion or all the responsibility for its occurrence. The potential severity of a Class II accident is considered by the ARB to be of serious consequence. A Class II accident remains on an employee’s record for two (2) years.
- **Class III Accident** is an accident in which the involved employee(s) has flagrantly disregarded traffic laws and safe driving or operational practices. Any accident in which there is the potential for loss of life, severe, and long-lasting debilitating injuries and/or extensive property damage is classified as a Class III accident. A Class III accident remains on an employee’s record for three years.



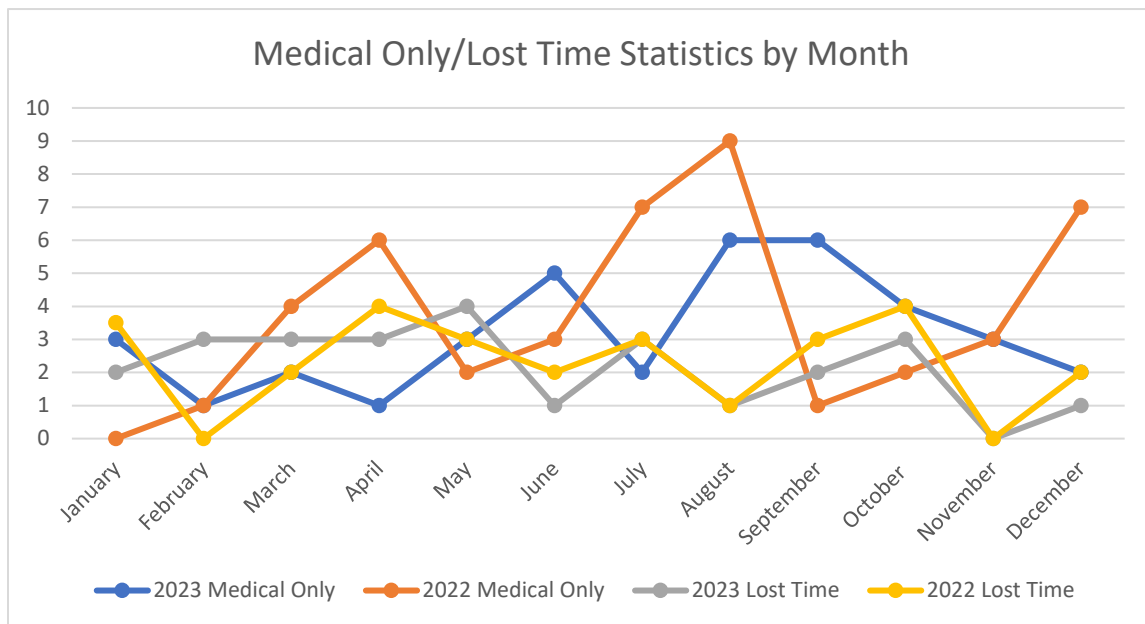
ARB HEARING OUTCOMES

November Accident Review Board Findings					
Type of Incident	Number of Incidents	Assigned Defensive Driving	Issued Warning Letter	Recommended Suspension	Specific Training Assigned
Non-Preventable	3				
<u>Class 1:</u>	6				
Misjudged Clearance	3	3	3		
Unsafe Backing	3		3		
Unsafe Following Distance	0	0	0		
<u>Class II:</u>					
Failure to Yield at Right of Way	0	0	0	0	
<u>Class III:</u>					
Misjudged Clearance and under the influence	0			0	

These findings represent the outcomes of hearings held in this reporting period, and do not necessarily relate to incidents which occurred in the reporting period.



Workers' Compensation Monthly Claims Statistics



Medical Only: Of the 3 claims, 2 claims required medical treatment only and the employees returned to work within a week.

Lost Time: Of the 3 claims, 1 claim required medical treatment and paid wages as the employees were not able to return to work within the week of the injury.

Goal: The Safety Department will evaluate claims in a timely manner that ensures proper Personal Protective Equipment (PPE) and safety training are made available to department managers to reduce accidents. The Workers' Compensation Office will evaluate claims in a timely manner that ensures prompt medical treatment so that employees are returned into the workforce as efficiently and medically stable as possible. This will aid in maintaining an active and healthy workforce.



Workers' Compensation Personal Protection Equipment (PPE) Monthly Statistics

Workers' Compensation tracks the use of Personal Protection Equipment (PPE). This safety equipment should be used during work activity to protect against health and safety risks. The information below details the use of PPE as it relates to the body part injured as a result of the accident.

October 2023 Personal Protection Equipment Statistics

Department	Body Part Injured	Accident Type	PPE? Yes/No or N/A
Grounds Maintenance	Leg	Slips, Trips and Falls	N/A
Zone 8	Back	Vehicle Collisions	Yes
Meter Reading & Investigation	Arm	Strains and Sprains	No



Workers' Compensation Claims Tracking

Total Open Claims by Date*

Number of Open Claims (12-06-2023)	Number of Open Claims (01-04-2024)	Net Change
22	19	-3

Total Extended Open Claims by Date (Claims Open Longer than One Year)

Number of Extended Open Claims (12-01-2023)	Number of Extended Open Claims (12-31-2023)	Net Change
18	18	0

*Number of claims are captured on payroll dates and are based on total weekly and bi-weekly payroll indemnity recipients, and do not include medical-only claims.

Workers' Compensation Claims Settled

Date of Injury	Date Settlement Finalized	Projected Future Indemnities	Projected Future Medicals	Projected Future Exposure Total	Settlement Amount	Projected Savings
April 16, 2014	December 20, 2021	\$24,286.08	\$60,481.74	\$84,767.82	\$24,000.00	\$60,767.82
July 20, 1983	February 25, 2022	\$0.00*	\$15,000.00	\$15,000.00	\$14,000.00	\$1,000.00
June 20, 2019	April 13, 2022	\$210,702.96	\$10,000.00	\$220,702.96	\$67,500.00	\$153,202.96
July 2, 2018	April 13, 2022	\$197,664.04	\$19,289.42	\$216,953.46	\$75,000.00	\$141,953.46
January 22, 1996	April 13, 2022	\$251,059.38	\$65,000.00	\$316,059.38	\$150,000.00	\$166,059.38
September 14, 2018	April 13, 2022	\$118,950.28	\$37,175.22	\$156,125.50	\$67,000.00	\$89,125.50
June 11, 2018	April 13, 2022	\$175,000.00	\$160,000.00	\$335,000.00	\$110,000.00	\$225,000.00
November 26, 2019	May 31, 2022	\$150,169.76	\$100,000.00	\$250,169.76	\$87,500.00	\$162,669.76
February 28, 2000	June 3, 2022	\$0.00	\$184,250.00	184,250.00	\$21,000.00	\$163,250.00
August 4, 2016	June 13, 2022	\$85,000.00	\$1,534,187.18	\$1,619,187.18	\$10,000.00	\$1,609,187.18
March 8, 2019	August 10, 2022	\$70,785.83	\$14,781.80	\$85,567.63	\$82,781.80	\$2,785.83
November 1, 2015	November 9, 2022	\$393,089.04	\$904,521.41	\$1,297,610.45	\$50,000.00	\$1,247,610.45
November 3, 2009	February 6, 2023	\$178,000.00	\$2,200,000.00	\$2,378,000.00	\$170,000.00	\$2,208,000.00
January 4, 2016	February 10, 2023	\$51,311.00	\$740,000.00	\$791,311.00	\$45,000.00	\$746,311.00
January 8, 1997	March 27, 2023	\$249,186.00	\$81,922.36	\$331,108.36	\$120,000.00	\$211,108.36
March 25, 2020	September 28, 2023	\$4,944.16	\$220,000.00	\$224,944.16	\$24,000.00	\$200,944.16

Total projected savings for claims settled since October 2021: \$7,388,975.86

These claims include those that had open payroll indemnity benefits; settlement of medical-only claims is not included. Underlined dates represent settlements finalized in the current Safety Report's reporting period.

*Although there was no statutory future indemnity exposure, indemnities were still being paid, and would have continued to be paid in the absence of settlement or termination of indemnities, which likely would have resulted in litigation and associated costs.



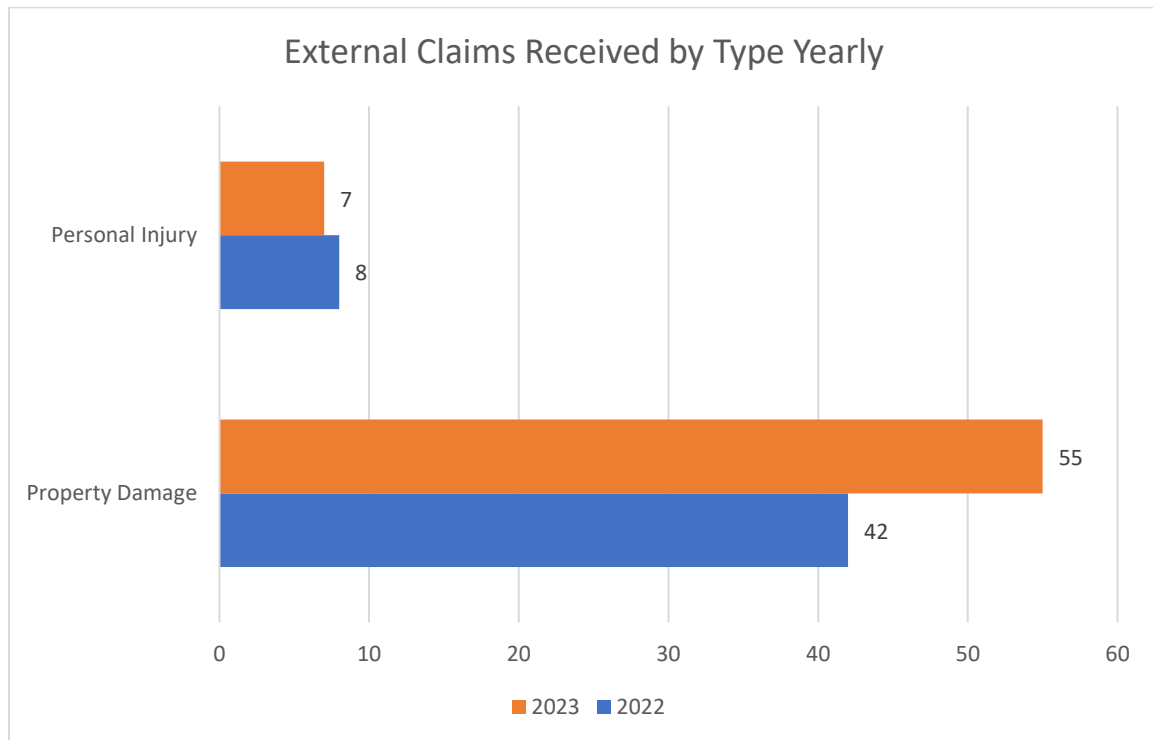
Claims Office

External Claims:

There has been report of **2** total claims since last month's report. These claims include property damage and personal injury external claims from members of the public and do not include employee claims. Compared to December 2022's total of 50 claims total for the year, the claims increased by 12.

All Major Claims (claims with a demand in excess of \$5,000.00 in damages) are listed below:

None.



External Claims Received by Month of 2022 and 2023

Year	Jan	Feb	Mar	Apr	May	Jun	Jul	Aug	Sept	Oct	Nov	Dec	Total
2023	3	3	3	2	4	3	8	13	9	7	5	2	62
2022	3	7	6	1	5	4	3	1	7	4	6	3	50

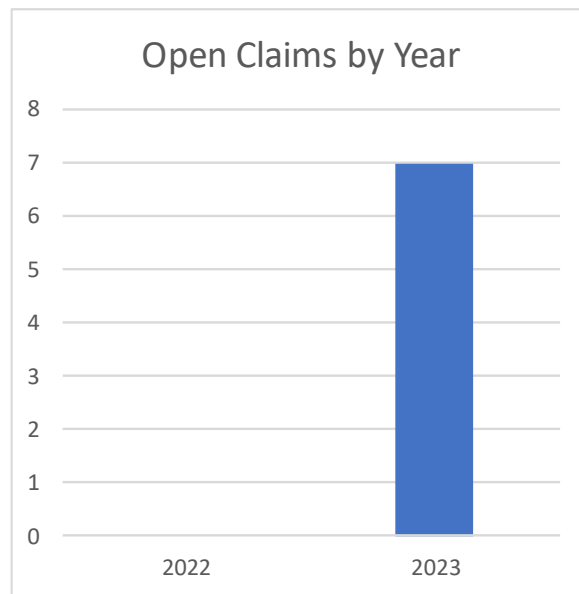


2023 Open and Closed Damage Claims

Month	Jan	Feb	Mar	Apr	May	Jun	Jul	Aug	Sept	Oct	Nov	Dec	Total
Received Claims	3	3	3	2	4	3	8	13	9	7	5	2	62
Closed Claims	6	10	10	3	2	8	9	24	19	22	11	7	131

2022 Open and Closed Damage Claims

Month	Jan	Feb	Mar	Apr	May	Jun	Jul	Aug	Sept	Oct	Nov	Dec	Total
Received Claims	3	7	6	1	5	4	3	1	7	4	6	3	50
Closed Claims	3	3	15	2	4	3	11	1	4	4	29	4	84



Open Claims By Incident Year and Status

Year, Number of Claims	Status
2021, 0 Claims	
2022, 0 Claims	
2023, 7 Claims	In Review
7 Claims	TOTAL

Open Claims By Type

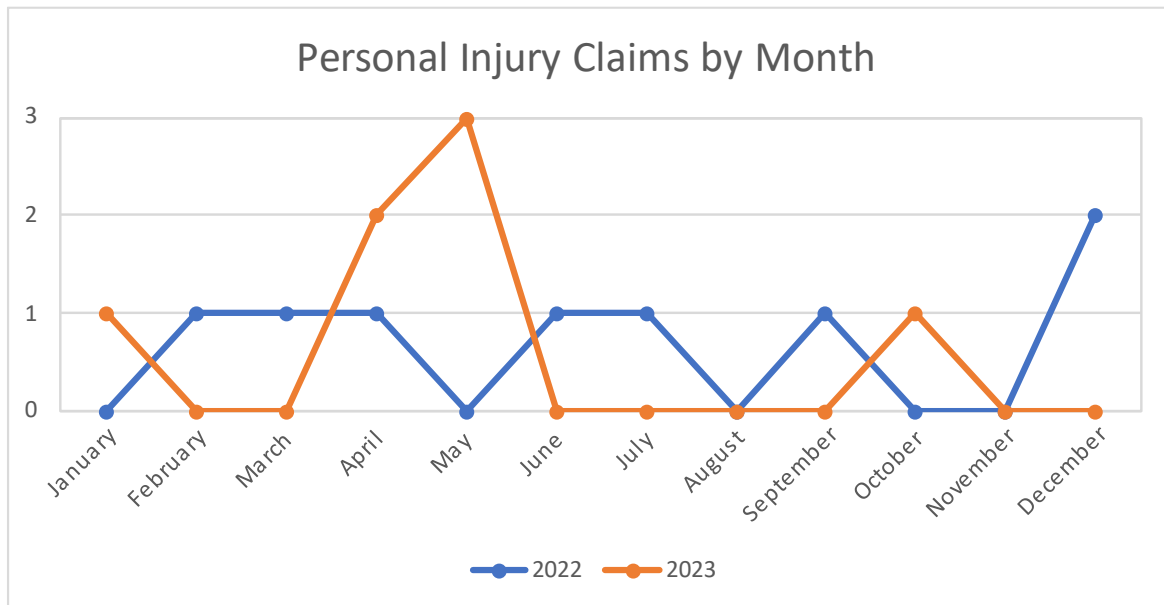
Number of Claims	Type
6 Claims	Property Damage
0 Claims	Personal Injury
1 Claim	Auto Liability
7 Claims	TOTAL

External Personal Injury Claims

There has been report of 0 external personal injury claims since last month's report. These claims include those made by members of the public and do not include employee claims. Compared to last month's report of 0 total personal injury claims, the incidents neither increased nor decreased, and decreased by 1 for the year as compared to December 2022.

All Major Incidents (claims with a demand in excess of \$5,000.00 in damages) are listed below:

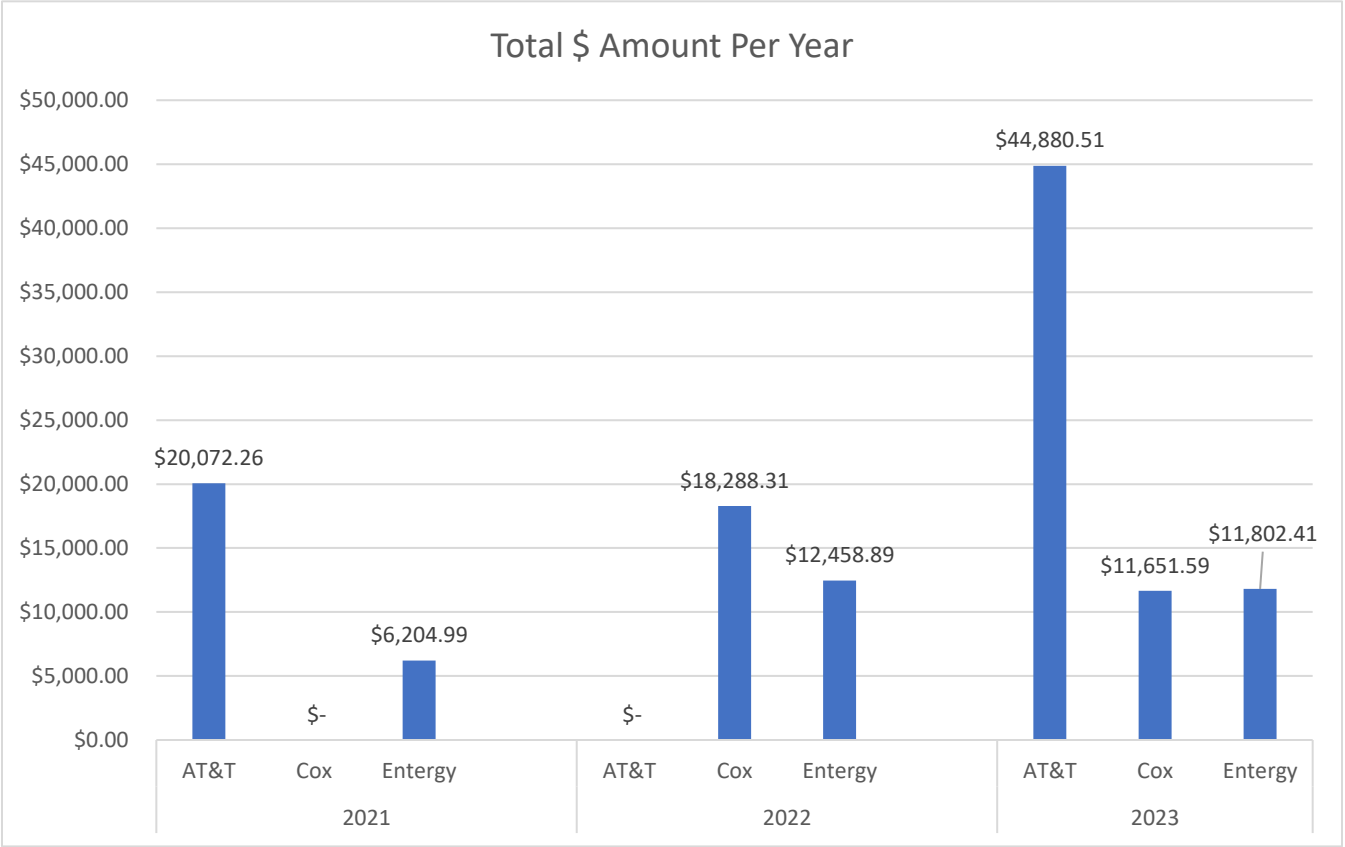
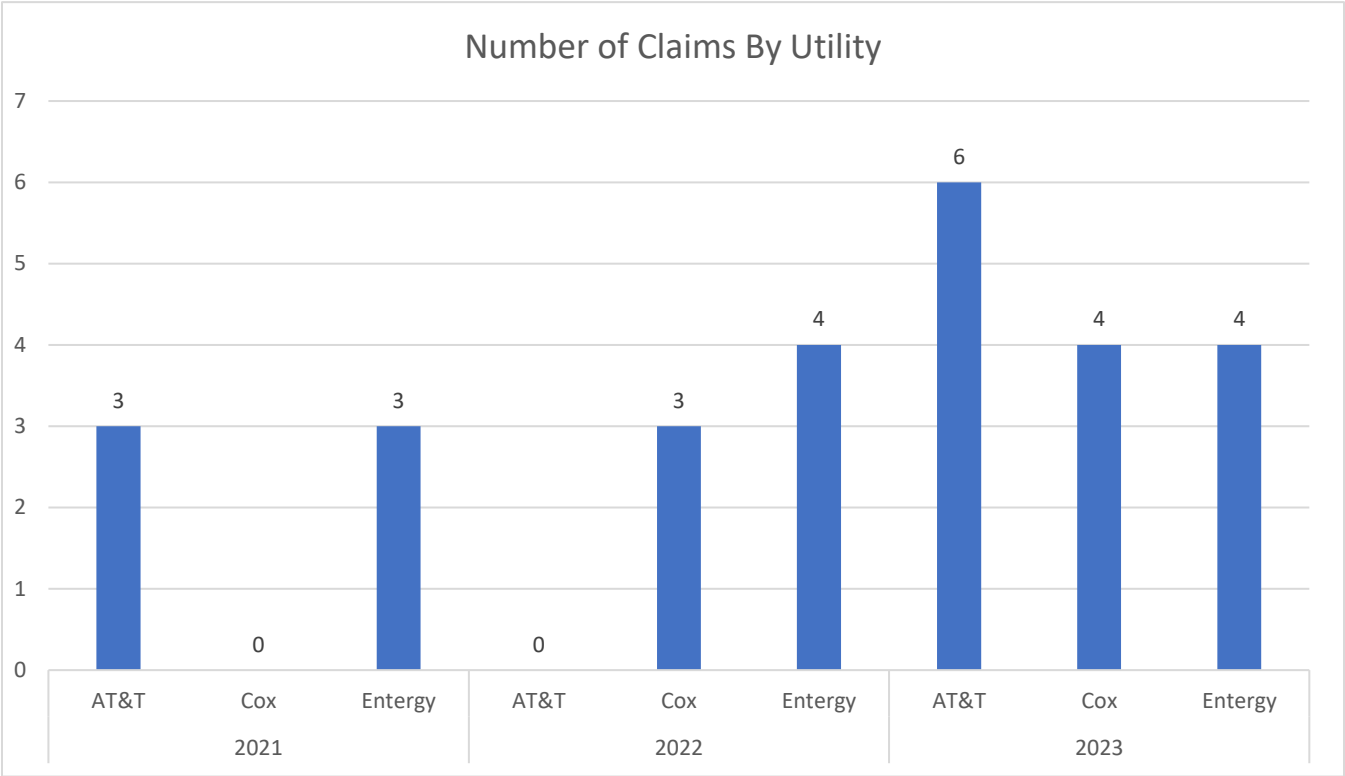
None.



External Personal Injuries Claims: 2022 and 2023

Year	Jan	Feb	Mar	Apr	May	Jun	Jul	Aug	Sept	Oct	Nov	Dec	Total
2023	1	0	0	2	3	0	0	0	0	1	0	0	7
2022	0	1	1	1	0	1	1	0	1	0	0	2	8

External Damage Claims by Utility



Project Delivery Unit
December 2023 Closeout Snapshot

FEMA Public Assistance	# of Project Worksheets	FEMA Obligated	FEMA Revenue Received per LAPA	FEMA Obligation Balance	% Financially Complete	# of Projects Submitted for Closeout	OBLIGATED Value of Projects Submitted for Closeout	POTENTIAL Value of Projects Submitted to Closeout	# of Projects Officially Closed	OBLIGATED Value of Projects Officially Closed	% Submitted	% Closed	# of Projects Submitted but Not Officially Closed	OBLIGATED Value of Projects Submitted but Not Officially Closed
Hurricane Katrina - St. Joseph Headquarters	20	\$ 6,448,845.49	\$ 5,986,349.52	\$ 462,495.97	93%	19	\$ 2,236,513.15	\$ 2,236,513.15	19	\$ 2,236,513.15	95%	95%	0	\$ -
Hurricane Katrina - Central Yard	42	\$ 28,077,335.85	\$ 28,003,484.16	\$ 73,851.69	100%	42	\$ 28,077,335.85	\$ 27,796,562.49	39	\$ 25,299,020.60	100%	93%	3	\$ 2,778,315.25
Hurricane Katrina - Wastewater Treatment Plant	128	\$ 89,218,231.87	\$ 89,120,442.29	\$ 97,789.58	100%	128	\$ 89,218,231.87	\$ 88,326,049.55	124	\$ 80,042,777.25	100%	97%	4	\$ 9,175,454.62
Hurricane Katrina - Carrollton Water Plant	55	\$ 76,019,829.37	\$ 67,948,636.11	\$ 8,071,193.26	89%	54	\$ 64,304,777.65	\$ 63,661,729.87	52	\$ 14,288,601.18	98%	95%	2	\$ 50,016,176.47
Hurricane Katrina - Distribution Network	27	\$ 251,398,798.15	\$ 224,374,193.40	\$ 27,024,604.75	89%	25	\$ 119,001,330.25	\$ 117,811,316.95	22	\$ 36,996,805.90	93%	81%	3	\$ 82,004,524.35
Hurricane Katrina - Pump Stations	166	\$ 83,455,645.96	\$ 77,801,805.33	\$ 5,653,840.63	93%	166	\$ 83,455,645.96	\$ 82,621,089.50	149	\$ 69,756,891.31	100%	90%	17	\$ 13,698,754.65
Hurricane Gustav	9	\$ 667,553.90	\$ 667,553.90	\$ -	100%	9	\$ 667,553.90	\$ 660,878.36	8	\$ 665,778.64	100%	89%	1	\$ 1,775.26
Hurricane Isaac	8	\$ 1,366,275.11	\$ 1,086,830.12	\$ 279,444.99	80%	8	\$ 1,366,275.11	\$ 1,352,612.36	6	\$ 1,044,149.16	100%	75%	2	\$ 322,125.95
Tropical Storm Nate	2	\$ 367,501.26	\$ 367,501.26	\$ -	100%	2	\$ 367,501.26	\$ 363,826.25	2	\$ 367,501.26	100%	100%	0	\$ -
Hurricane Barry	2	\$ 947,134.10	\$ 876,848.48	\$ 70,285.62	93%	1	\$ 887,938.21	\$ 879,058.83	0	\$ -	50%	0%	1	\$ 887,938.21
Hurricane Sally	2	\$ 18,723.43	\$ 18,723.43	\$ -	100%	2	\$ 18,723.43	\$ 18,723.43	2	\$ 18,723.43	100%	100%	0	\$ -
Hurricane Zeta	7	\$ 892,098.12	\$ 219,728.55	\$ 672,369.57	25%	0		\$ -	0			0%		
Disaster Winter Storm	2	\$ 85,982.86	\$ 85,982.86	\$ -	100%	0		\$ -						
LA COVID-19	2	\$ 2,186,399.50	\$ 1,685,927.99	\$ 500,471.51	77%	0								
Hurricane Ida	14	\$ 10,721,439.78	\$ 1,295,393.31	\$ 9,426,046.47	12%	0								
Total	486	\$ 551,871,794.75	\$ 499,539,400.71	\$ 42,405,876.06	91%	456	\$ 389,601,826.64	\$ 385,728,360.74	423	\$ 230,716,761.88	94%	87%	33	\$ 158,885,064.76

FEMA Joint Infrastructure	# of Project Worksheets	FEMA Obligated	FEMA Revenue Received per LAPA	FEMA Obligation Balance	% Financially Complete	# of Projects Submitted for Closeout	OBLIGATED Value of Projects Submitted for Closeout	POTENTIAL Value of Projects Submitted to Closeout	# of Projects Officially Closed	OBLIGATED Value of Projects Officially Closed	% Submitted	% Closed	# of Projects Submitted but Not Officially Closed	OBLIGATED Value of Projects Submitted but Not Officially Closed
Hurricane Katrina - JIRR settlement	2	\$ 268,448,968.15	\$ 157,885,502.12	\$ 110,563,466.03	59%	0	\$ -	\$ -	0	\$ -	0%	0%	0	\$ -
Hurricane Katrina - JIRR Donors	53	\$ 66,075,053.81	\$ 56,395,857.48	\$ 9,679,196.33	85%	46	\$ 48,796,324.60	\$ 48,308,361.35	33	\$ 6,663,635.87	87%	62%	13	\$ 42,132,688.73
Total	55	\$ 334,524,021.96	\$ 214,281,359.60	\$ 120,242,662.36	64%	46	\$ 48,796,324.60	\$ 48,308,361.35	33	\$ 6,663,635.87	84%	60%	13	\$ 42,132,688.73

FEMA Hazard Mitigation Grant Program	# of Contracts	FEMA Obligated	FEMA Revenue Received per LAHM	FEMA Obligation Balance	% Financially Complete	# of Contracts Completed	OBLIGATED Value of Projects Submitted for Closeout	POTENTIAL Value of Projects Submitted to Closeout	# of Projects Officially Closed	OBLIGATED Value of Projects Officially Closed	% Submitted	% Closed	# of Projects Submitted but Not Officially Closed	OBLIGATED Value of Projects Submitted but Not Officially Closed
Hurricane Katrina - Retrofit of Power House	18	\$ 166,795,389.00	\$ 143,630,854.29	\$ 23,164,534.71	86%	14	\$ -	\$ -	0	\$ -	0%	0%	0	\$ -
Hurricane Katrina - Flood Mitigation of 9 SPS	9	\$ 19,987,722.00	\$ 19,987,722.00	\$ -	100%	9	\$ -	\$ -	0	\$ -	0%	0%	0	\$ -
Hurricane Ike - Five Underpass Generators	1	\$ 988,658.00	\$ 839,129.23	\$ 149,528.77	85%	1	\$ -	\$ -	0	\$ -	100%	0%	1	\$ 985,079.09
Total	28	\$ 187,771,769.00	\$ 164,457,705.52	\$ 23,314,063.48	88%	24	\$ -	\$ -	0	\$ -	86%	0%	1	\$ 985,079.09

TOTALS as of 1.02.24

FEMA Obligated	FEMA Revenue Received	FEMA Obligation Balance
\$ 1,074,167,585.71	\$ 878,278,465.83	\$ 185,962,601.90



SEWERAGE AND WATER BOARD

Inter-Office Memorandum

Date: January 10, 2024

To: Ghassan Korban, Executive Director

From: Irma Plummer, EDBP Director (LP)

Re: EDBP Department Summary – December 2023

SLDBE CERTIFICATION ACTIVITY

Applications received (December 2023)

New	0
Recertification	5

Applications processed

New	1
Recertifications	17

Applications approved	1
Applications denied	0
Applications renewed	16
Applications decertified	1

ANALYSES CONDUCTED BY EDBP

For the month of December 2023, there were no Goods and Services bid proposals to review.

For the month of December 2023, there was one Professional Services bid proposal to review: **2023-SWB-66 Needs Assessment Management**. However, analysis pending final departmental review.

For the month of December 2023, there were two construction bid proposals to review.

Contract #30258 – Carrollton Basin #17 Sewer Rehabilitation

On Thursday, December 7, 2023, three (3) bids were received for subject contract. The bid totals are as follows:

Wallace C. Drennan, Inc.	\$5,388,534.00
Impetus Infrastructure, LLC	\$5,486,575.00
Hard Rock Construction, LLC	\$6,458,253.50

Thirty-six percent (36%) DBE participation was established for this project.

The apparent lowest bidder, **Wallace C. Drennan, Inc.** submitted the following subcontractors:

C&M Construction Group, Inc. (eligible, certified SLDBE) – to perform Municipal & Public Works Construction, Concrete & Asphalt
\$1,302,000.00 – 24.16%

Prince Dump Truck Service, LLC. (eligible, certified SLDBE) – to perform Furnishing & Spreading of Sand & Aggregate Materials; Trucking & Hauling Services
\$400,300.00 – 7.42%

Choice Supply Solutions, LLC (eligible, certified SLDBE) – Material Supplier of Industrial Pipe fittings, Valves, Hydrants, & All Associated Products Construction
\$163,500.00 – 3.03%

Blue Flash Sewer Service, Inc. (eligible, certified SLDBE) – to perform Municipal and Public Works for Sewer & Drain Cleaning, Pipe locating and televising
\$84,000.00 – 1.56%

Total Participation: \$1,949,800.00 — 36.18%
Signed correspondence from each DBE on company letterhead reaffirming negotiated terms was provided.

The apparent second lowest bidder, **Impetus Infrastructure, LLC**, submitted the following subcontractors:

Mitchell Contracting, Inc. (eligible, certified LA-UCP) to perform sanitary sewer systems work
\$1,812,404.00 – 33.03%

The Three C's Properties, Inc. (eligible, certified LA-UCP) to provide trucking
\$270,416.00 – 4.93%

Total Participation: \$2,082,820.00 — 37.96%
Signed correspondence from DBEs on their letterhead reaffirming negotiated terms was provided.

Based upon analysis of DBE participation, the Economically Disadvantaged Business Program recommends that the DBE participation submitted by **Wallace C. Drennan, Inc.** and **Impetus Infrastructure, LLC**, be considered as responsive to meeting EDBP bid requirements.

- this space intentionally left blank -

Contract #30259 – Carrollton Basin; #18 Sewer Rehabilitation

On Thursday, December 14, 2023, four (4) bids were received for subject contract. The bid totals are as follows:

Hard Rock Construction, LLC	\$14,903,453.00
Impetus Infrastructure, LLC	\$15,145,848.00
Wallace C. Drennan, Inc.	\$17,947,943.00
BLD Services, LLC	\$18,323,677.00

Thirty-six percent (36%) DBE participation was established for this project.

The apparent lowest bidder, **Hard Rock Construction, LLC**, submitted the following subcontractors:

EFT Diversified, Inc. (eligible certified SLDBE) to Install Sewer Mains and Sewer Point Repairs and Related Work
\$2,893,060.00 – 19.41%

Mitchell Contracting, Inc. (eligible certified LA-UCP) to scope pipe liner CIPP; Sewer Video; Sewer Cleaning
\$2,484,000.00 – 16.67%

Total Participation: \$5,337,060.00 — 36.08%

Signed correspondence from DBEs on their letterhead reaffirming negotiated terms was provided.

The apparent second lowest bidder, **Impetus Infrastructure, LLC**, submitted the following subcontractors:

Mitchell Contracting, Inc. (eligible, certified LA-UCP) to perform Sanitary Sewer Systems work
\$3,144,390.00 – 20.76%

ACA Construction, LLC. (eligible, certified LA-UCP) to furnish concrete walks, drives, and incidental paving
\$1,106,835.00 – 7.31%

Three C's Properties (eligible, certified SLDBE) to provide trucking.
\$1,597,576.20 – 10.55%

Total Participation: \$5,848,801.20 — 38.62%

Signed correspondence from DBEs on their letterhead was provided. The correspondence from Mitchell Contracting, Inc., failed to reaffirm negotiated terms of monetary compensation.

Based upon analysis of DBE participation, the Economically Disadvantaged Business Program recommends that the DBE participation submitted by **Hard Rock Construction, LLC** be considered as responsive to meeting EDBP bid requirements, and that the DBE participation submitted by **Impetus Infrastructure, LLC** be considered as non-responsive to meeting EDBP bid requirements.

CONSTRUCTION REVIEW COMMITTEE RECOMMENDATIONS

The Construction Review Committee convened on Thursday, December 14, 2023 and made the following recommendation:

OPEN MARKET CONTRACTS

Contract 6276 2024 Rewinding of 2500HP Drainage Motor Pump Stator & Rotor

Budget Amount: \$1,299,847

EDBP 0%

Recommended Goal: Specified nature of project does not include area suitable to be subdivided for subcontracting

Justification

Renewal Option(s): N/A

2) Contract 30261 Carrollton Basin - Sewer Rehabilitation No. 20

Budget Amount: \$6,866,117

EDBP 36%

Recommended Goal:

Renewal Option(s): N/A

STAFF CONTRACT REVIEW COMMITTEE RECOMMENDATIONS

The Staff Contract Review Committee convened on Thursday, December 14, 2023 and made the following recommendation:

OPEN MARKET CONTRACTS

1. REQUEST FOR FURNISHING FUEL POLISHING

Budget Amount: \$ 100,124

Renewal Option(s): N/A

Recommended DBE Goal: 0%

Justification: Does not lend itself to DBE participation

RFP/RFO

2. CLEANING AND CCTV INSPECTION OF SANITARY SEWER MAINS AT SCATTERED SITES WITHIN ORLEANS PARISH-CONTRACT 30264

Budget Amount: \$ 1,000,000

Renewal Option(s): N/A

Recommended DBE Goal 36%

RENEWALS

3. REQUEST FOR FURNISHING LIME TO CWP

Budget Amount:	\$ 1,341,440
Renewal Option(s):	First and Final Renewal
Recommended DBE Goal:	0%
Prime Contractor:	Cheney Lime & Cement Company

4. REQUEST FOR FURNISHING EXECUTIVE SEARCH FIRM

Budget Amount:	\$ 200,000
Renewal Option(s):	First of Five (5) One-Year Renewal Options
Recommended DBE Goal:	10%
Prime Contractor:	Rafetelis

5. REQUEST FOR FURNISHING PARKING SPACES

Budget Amount:	\$ 124,800
Renewal Option(s):	Second of Five (5) One-Year Renewal Options
Recommended DBE Goal:	0%
Prime Contractor:	Howard Avenue Garage, LLC

6. PROFESSIONAL SERVICES FOR ENVIRONMENTAL CONSULTING SERVICES FOR RELATED PROFESSIONAL AND TECHNICAL ASSISTANCE FOR TITLE V AIR PERMIT COMPLIANCE

Budget Amount:	\$ 64,942.29
Renewal Option(s):	Fourth and Final Renewal
Recommended DBE Goal:	5%
Prime Contractor:	TRC Environmental Corporation

7. REQUEST FOR FURNISHING LIQUID FERRIC SULFATE TO THE ALGIERS AND CARROLLTON WATER PLANTS

Budget Amount:	\$ 2,646,380
Renewal Option(s):	First and Final Renewal
Recommended DBE Goal:	0%
Prime Contractor:	Does not lend itself to DBE participation

8. REQUEST FOR FURNISHING HOSES AND ACCESSORIES

Budget Amount:	\$ 201,810.46
Renewal Option(s):	First and Final Renewal
Recommended DBE Goal:	5%
Prime Contractor:	Next Generation Logistics

For the month of December 2023, there were no construction contracts with DBE participation offered for final acceptance.

Sewerage & Water Board of New Orleans Contracts with DBE Participation January – December 2023

See attached spreadsheet.

Sewerage & Water Board New Orleans Awarded Projects with DBE Participation January 2023 - December 2023

Category	Category Dollar Amount	SLDBE Dollar Value
Goods & Services Projects	\$ 3,318,227	\$ 786,201
Professional Services Projects	\$ -	\$ -
Construction Projects	\$ 147,618,430	\$ 49,422,296
Grand Total	\$ 150,936,657	\$ 50,208,497

Sewerage & Water Board of New Orleans Open Market Bids with DBE Participation January 2023 - December 2023

Goods & Services Projects

Contract No./Description	%DBE Goal	Contract \$	Prime	Sub(s)	% DBE Part (Prime)	\$ Sub Award	Award date
2022-SWB-74 Furnishing Rubber PVC Hip Boots and Knee Boots	30%	\$326,662.00	EHS Corp. dba Southeast Safety & Supply	Corporate Business Supplies	30.00%	\$98,000.00	3/28/2023
2023-SWB-02 Furnishing Limestone #610 YW230008	30%	\$998,000.00	Hamp's Enterprises LLC	Boines Construction and Equipment Company, Inc	30.06%	\$300,000.00	5/10/2023
2023-SWB-03 Furnishing Aerosol, Janitorial and Industrial Chemicals YW23-006	30%	\$383,164.45	EHS Corp. dba Southeast Safety & Supply	Corporate Business Supplies	31.30%	\$120,000.00	5/10/2023
2023-SWB-04 Furnishing Brass Water Service Fittings	5%	\$880,400.75	A.Y. McDonald Mfg. Co.	Choice Supply Solutions	5.58%	\$49,200.50	5/10/2023
2023-SWB-43 River Sand and Mason Sand YW230105	30%	\$730,000.00	MST Enterprises,	Qualified Transportation	30.00%	\$219,000.00	9/14/2023
Total Goods & Services Projects		\$3,318,227.20				\$786,200.50	

Sewerage & Water Board of New Orleans Open Market Bids with DBE Participation January 2023 - December 2023

Professional Services Projects

Contract No./Description	%DBE Goal	Contract \$	Prime	Sub(s)	% DBE Part (Prime)	\$ Sub Award	Award date
Total Professional Services Projects							
		\$0.00				\$0.00	

Sewerage & Water Board of New Orleans Open Market Bids with DBE Participation January 2023 - December 2023

Construction Projects

Contract No./Description	%DBE Goal		Contract \$	Prime	Sub(s)	% DBE Part (Prime)		\$ Sub Award	Award date
Cont #2162; Water Main Point Repairs, Water Service Connection, Water Valve and Fire Hydrant Replacement at Various Sites throughout Orleans Parish	36%	\$	1,179,175.00	Boh Bros. Construction Co.. LLC	Industry Junction, Inc	22.46%	\$	264,805.00	1/25/2023
					TL & Son's Trucking, LLC	4.45%	\$	52,446.00	
					C&M Construction Group, Inc.	9.65%	\$	113,790.00	
					Total	36.55%		\$ 431,041.00	
Cont #2163; Water Main Point Repairs, Water Service Connection, Water Valve and Fire Hydrant Replacement at Various Sites throughout Orleans Parish	36%	\$	3,446,750.00	Boh Bros. Construction Co., LLC	EFT Diversified, Inc.	20.43%	\$	704,175.00	1/25/2023
					TL & Son's Trucking, LLC	4.68%	\$	161,204.00	
					C&M Construction Group, Inc.	11.42%	\$	393,750.00	
					Total	36.53%		\$ 1,259,129.00	
Contract #2164; Water Main Line Replacements and Extensions at Scattered Locations throughout Orleans Parish	36%	\$	3,333,265.00	Wallace C. Drennan, Inc.	C&M Construction Group, Inc.	8.01%	\$	267,000.00	1/25/2023
					Choice Supply Solutions, LLC	26.01%	\$	867,000.00	
					Cooper Contracting Group, LLC	0.60%	\$	20,000.00	
					Prince Dump Truck Services, LLC	3.00%	\$	100,000.00	
					Total	37.62%		\$ 1,254,000.00	

Contract No./Description	%DBE Goal		Contract \$	Prime	Sub(s)	% DBE Part (Prime)		\$ Sub Award	Award date
Cont #1415; Carrollton Water Purification Plant WPC Foundations	36%	\$	33,622,255.00	M.R. Pittman Group, LLC	Bayou Concrete Pumping, LLC	1.44%	\$	484,220.00	3/15/2023
					The Beta Group Engineering and Construction Services, LLC	1.34%	\$	450,000.00	
					Gainey's Concrete Products, LLC	0.71%	\$	239,204.00	
					Landrieu Concrete and Cement Industries	5.24%	\$	1,760,674.00	
					Southern Services & Equipment, Inc.	19.87%	\$	6,682,083.00	
					The Three C's Properties, Inc.	7.63%	\$	2,565,548.00	
					Total	36.23%		\$ 12,181,729.00	
Cont #1447; Carrollton Water Plant Boiler House Fan Modifications	25%		\$1,127,000	Walter J. Barnes Electric Co., Inc.	Carter Electric Supply, LLC	27.08%	\$	305,182.00	3/15/2023
					Total	27.08%		\$ 305,182.00	
Cont #30246; Restoration of Gravity Flow Sanitary Sewer Mains by Point Repair at Various Sites throughout Orleans Parish	36%	\$	3,444,020.00	Wallace C. Drennan, Inc.	C&M Construction Group, Inc.	23.00%	\$	792,125.00	3/15/2023
					Prince Dump Truck Services, LLC	11.00%	\$	378,850.00	
					Cooper Contracting Group, LLC	0.15%	\$	5,000.00	
					Choice Supply Solutions, LLC	0.06%	\$	2,000.00	
					Blue Flash Sewer Service, Inc.	2.10%	\$	72,325.00	

Contract No./Description	%DBE Goal	Contract \$	Prime	Sub(s)	% DBE Part (Prime)	\$ Sub Award	Award date
				Total	36.30%	\$ 1,250,300.00	
Cont #30248; Carrollton Basin: #7 Sewer Rehabilitation	36%	\$ 5,438,876.50	Fleming Construction Co., LLC	DC Trucking and Equipment Service, LLC	18.73%	\$ 1,018,616.60	5/17/2023
				Industry Junction, Inc.	11.31%	\$ 614,936.14	
				F.P. Richard Construction, LLC	6.05%	\$ 329,260.80	
				Total	36.09%	\$ 1,962,813.54	
Cont #30249; Carrollton Basin: #8 Sewer Rehabilitation	36%	\$ 9,223,009.00	Impetus Infrastructure, LLC	ACA Construction, LLC	3.32%	\$ 306,294.00	5/17/2023
				Blue Flash Sewer Service, Inc.	2.85%	\$ 262,767.00	
				C&M Construction Group, Inc.	13.59%	\$ 1,253,005.00	
				TNT Construction Group, LLC	1.90%	\$ 175,659.40	
				Three C's Properties	16.90%	\$ 1,558,315.95	
				Total	38.56%	\$ 3,556,041.35	
Cont #30250; Carrollton Basin: #9 Sewer Rehabilitation	36%	\$ 395,998.00	BLD Services, LLC	C&M Construction Group, Inc.	11.83%	\$ 46,863.00	5/17/2023
				Choice Supply Solutions, LLC	24.18%	\$ 95,750.00	
				Total	36.01%	\$ 142,613.00	

Contract No./Description	%DBE Goal		Contract \$	Prime	Sub(s)	% DBE Part (Prime)		\$ Sub Award	Award date
Cont #2165; Transmission Main Replacement Program South Claiborne Ave (Louisiana Ave - Third St.) TM011	30%	\$	11,139,453.00	Cycle Construction Co., LLC	Industry Junction, Inc.	25.07%	\$	2,792,192.00	6/21/2023
					Donahoe Construction, LLC	7.40%	\$	824,840.00	
					TNT Construction Group, LLC	0.18%	\$	20,367.00	
					Landrieu Concrete and Cement Industries	1.26%	\$	139,927.00	
					Total	33.91%		\$ 3,777,326.00	
Cont #30247; Restoration of Gravity Flow Sanitary Sewers by Excavation and Replacement from Manhole to Manhole, CIPP Lining of Service Laterals and Point Repair at Various Sites throughout the City of New Orleans	36%	\$	2,799,780.00	CMG Pipelines, Inc.	C&M Construction Group, Inc.	24.64%	\$	690,000.00	9/20/2023
					Choice Supply Solutions, LLC	12.32%	\$	345,000.00	
					Total	36.97%		\$ 1,035,000.00	
Cont #30251; Carrollton Basin #10 Sewer Rehabilitation	36%	\$	2,859,452.00	BLD Services, LLC	C&M Construction Group, Inc.	17.32%	\$	495,250.00	9/20/2023
					Choice Supply Solutions, LLC	6.59%	\$	188,500.00	
					Prince Dump Truck Services, LLC	12.13%	\$	346,750.00	
					Total	36.04%		\$ 1,030,500.00	

Contract No./Description	%DBE Goal	Contract \$	Prime	Sub(s)	% DBE Part (Prime)	\$ Sub Award	Award date
Cont #30252; Carrollton Basin #11 Sewer Rehabilitation	36%	\$ 4,083,468.00	BLD Services, LLC	C&M Construction Group, Inc.	17.28%	\$ 705,750.00	9/20/2023
				Choice Supply Solutions, LLC	5.08%	\$ 207,500.00	
				Prince Dump Truck Services, LLC	4.81%	\$ 196,250.00	
				Cooper Contracting Group, LLC	9.39%	\$ 383,500.00	
				Total	36.56%	\$ 1,493,000.00	
Cont #30253; Carrollton Basin #12 Sewer Rehabilitation	36%	\$ 2,789,212.00	BLD Services, LLC	C&M Construction Group, Inc.	20.70%	\$ 577,350.00	10/18/2023
				Choice Supply Solutions, LLC	3.07%	\$ 85,500.00	
				Prince Dump Truck Services, LLC	2.76%	\$ 77,000.00	
				Cooper Contracting Group, LLC	9.52%	\$ 265,650.00	
				Total	36.05%	\$ 1,005,500.00	
Cont #30254; Carrollton Basin #13 Sewer Rehabilitation	36%	\$ 4,373,468.00	BLD Services, LLC	C&M Construction Group, Inc.	29.26%	\$ 1,279,500.00	10/18/2023
				Choice Supply Solutions, LLC	1.21%	\$ 53,000.00	

Contract No./Description	%DBE Goal	Contract \$	Prime	Sub(s)	% DBE Part (Prime)		\$ Sub Award	Award date
				Cooper Contracting Group, LLC	5.61%	\$	245,350.00	
				Total	36.08%		\$ 1,577,850.00	
Cont #30255; Carrollton Basin: #14 Sewer Rehabilitation	36%	\$ 9,891,203.00	Fleming Construction Co., LLC	F.P. Richard Construction, LLC	4.72%	\$	466,655.00	11/17/2023
				DC Trucking and Equipment Service, LLC	15.11%	\$	1,494,500.00	
				Industry Junction, Inc.	4.02%	\$	397,701.54	
				The Three C's Properties, Inc.	10.72%	\$	1,060,439.00	
				Blue Flash Sewer Service, Inc.	0.85%	\$	84,458.00	
				Advantage Manhole and Concrete Services, Inc.	0.75%	\$	73,725.00	
				Total	36.17%		\$ 3,577,478.54	
Cont #30256; Carrollton Basin: #15 Sewer Rehabilitation	36%	\$ 6,202,239.54	Hard Rock Construction, LLC	EFT Diversified, Inc.	30.34%	\$	1,881,450.00	11/17/2023
				JETT Services, LLC	5.68%	\$	352,300.00	
				Total	36.02%		\$ 2,233,750.00	
Cont #1435; West Power Complex Electrical and Control Cable - RE-BID	7%	\$ 13,459,176.00	Nu-Lite Electrical	Balthazar Electrics	27.08%	\$	945,000.00	12/20/2023
				Total	27.08%		\$ 945,000.00	

Contract No./Description	%DBE Goal		Contract \$	Prime	Sub(s)	% DBE Part (Prime)		\$ Sub Award	Award date
Cont #30229; Carrollton Basin #1 Sewer Rehabilitation	36%	\$	9,951,760.00	BLD Services, LLC	C&M Construction Group, Inc.	21.86%	\$	2,175,000.00	12/20/2023
					Choice Supply Solutions, LLC	3.47%	\$	345,000.00	
					Cooper Contracting Group, LLC	6.33%	\$	629,500.00	
					Prince Dump Truck Services, LLC	4.37%	\$	434,750.00	
					Total	36.02%		\$ 3,584,250.00	
Cont #30230; Carrollton Basin #2 Sewer Rehabilitation	36%	\$	8,589,736.00	BLD Services, LLC	C&M Construction Group, Inc.	29.69%	\$	2,550,000.00	12/20/2023
					Choice Supply Solutions, LLC	2.43%	\$	208,500.00	
					Cooper Contracting Group, LLC	3.94%	\$	338,450.00	
					Total	36.05%		\$ 3,096,950.00	
Cont #30257; Carrollton Basin #16 Sewer Rehabilitation	36%	\$	10,269,134.00	Beverly Construction Co., LLC	JETT Services, LLC	13.25%	\$	1,361,066.00	12/20/2023
					C&M Construction Group, Inc.	15.35%	\$	1,576,525.00	
					TNT Construction Group, LLC	1.08%	\$	110,747.00	

Contract No./Description	%DBE Goal	Contract \$	Prime	Sub(s)	% DBE Part (Prime)		\$ Sub Award	Award date
				J. Star Enterprises, Inc.	5.79%	\$	594,505.00	
				Blue Flash Sewer Services, Inc	0.78%	\$	80,000.00	
				Total	36.25%		\$ 3,722,843.00	
Total Construction Projects		\$ 147,618,430.04			33.48%		\$49,422,296.43	