

SEWERAGE AND WATER BOARD OF NEW ORLEANS ACTIVITY
SUPPORTING THE CITY'S CLIMATE ACTION
FOR A RESILIENT NEW ORLEANS

WHEREAS, the scientific community has determined that climate change is causing the global average temperature to increase to levels that may destabilize the climate and make the earth unsustainable for human life; and

WHEREAS, this warming is caused by the accumulation of greenhouse gases in the atmosphere primarily attributed to human activity, specifically the burning of fossil fuels that emit carbon dioxide and other greenhouse gases; and

WHEREAS, New Orleans is exceptionally vulnerable to effects of climate change such as sea level rise, prolonged heat events, and increasingly erratic and dangerous storms that may threaten human health and property, interrupt food and water supplies, and jeopardize global safety and stability; and

WHEREAS, the United States joined 194 other nations to adopt the Paris Agreement on December 12, 2015 committing to keep the global average temperature increase to less than two degrees Celsius above the pre-industrial global average temperature; and

WHEREAS, the U.S. pledged to reduce its greenhouse gas emissions 26% from 2005 levels by 2025; and

WHEREAS, the City of New Orleans joined the Global Covenant of Mayors on Energy & Climate December 2015 and thereby committed to taking an inventory of its greenhouse gas emissions, setting a target goal for reducing its emissions, and developing strategies to achieve that target and to adapt to climate change; and

WHEREAS, reducing greenhouse gas emissions will help protect New Orleans' residents and future generations from the most damaging effects of climate change, mitigate the consequences of extreme weather events that disrupt lives and damage businesses and property, and demonstrate the city's commitment to resilience; and

WHEREAS, the decision to depart from the Paris Agreement by the President of the United States announced on June 1, 2017 and previous related choices to reverse course on federal air quality and energy policies intended to support the U.S. commitment to reduce greenhouse gas emissions have made it more necessary than ever for cities to coordinate and lead on climate action; and

WHEREAS, failure by the U.S. to act against climate change puts millions at risk and risks future jobs in the clean energy economy; and

WHEREAS, all humans have a moral, economic, public health, and security imperative

to act to protect our communities and future generations and we must act together; and

WHEREAS, on June 15, the New Orleans City Council adopted a resolution committing to the goals of the Paris Agreement; and

WHEREAS, many of the actions cities can take against climate change also address other major urban challenges and issues of inequality such as air pollution, accessibility of public transit, aging infrastructure, economic development and diversification, security, and public health; and provide additional benefits such as walkable neighborhoods, improved energy and transportation infrastructure, increased tree canopy, cleaner air, new businesses and less waste; and

WHEREAS, the Sewerage and Water Board (the Board) is the point agency for the City of New Orleans on issues of infrastructure and water management for the C40 Cities Climate Leadership Group which is focused on tackling climate change and driving urban action that reduces greenhouse gas emissions and climate risks, while increasing the health, wellbeing and economic opportunities of urban citizens; and

WHEREAS, in 2016, the Board completed a study that established an agency wide Carbon Footprint Study recorded, calculated, and analyzed all emissions from energy used in agency owned buildings and facilities, including energy used for power production as well as the entire agency fleet including off-road equipment; including vehicle miles traveled where applicable as well as recorded, calculated, and analyzed all emissions from fuel used for mobile combustion, additionally the Board calculated the total solid waste sent to the landfill recorded, calculated, and analyzed all emissions from wastewater treatment; and finally recorded, calculated, and analyzed all emissions from sludge incineration and finally use all of the analysis to recommend ways to reduce the agency carbon footprint; and

WHEREAS, in 2016 and 2017, Board participated with the Regional Planning Commission to apply for Clean Fleet Funding to reduce emissions from mobile combustion of utility vehicles; and

WHEREAS, Board worked with the City of New Orleans to complete a Community Scale Greenhouse Gas Report, and, in addition to this community scale report, Board played a large and crucial role working with the City of New Orleans to complete a Local Government Community Green House Gas Protocol. An updated and expanded Board inventory will utilize the Local Government Operations Protocol (LGOP) methodology and the accompanying International Council for Local Environmental Initiatives (ICLEI) Clear Path online software platform for completing Green House Gas inventories, forecasts, climate action plans, and monitoring at the community-wide or government operations scale; and

WHEREAS, recently, Board has worked with the City of New Orleans to develop a Climate Action Plan that included an aggressive Green House Gas emissions reduction

target and a coordinated strategy for action based on a thorough analysis of emissions reduction potentials.

NOW, THEREFORE, BE IT RESOLVED that the Board adopts Climate Action for a Resilient New Orleans as guiding policy to achieve its commitment to reduce greenhouse gas emissions by 50% by 2030 working in partnership across City government and with community leaders, the City and its partners committed to the goals outlined in the climate action strategy and to enact the strategy to the best of their abilities.

I, Cedric S. Grant, Executive Director, Sewerage and Water Board of New Orleans, do hereby certify that the above and foregoing is a true and correct copy of a resolution adopted at the Regular Meeting of the said Board, duly called and held, according to law, on June 21, 2017.

CEDRIC S. GRANT
EXECUTIVE DIRECTOR
SEWERAGE AND WATER BOARD OF NEW ORLEANS

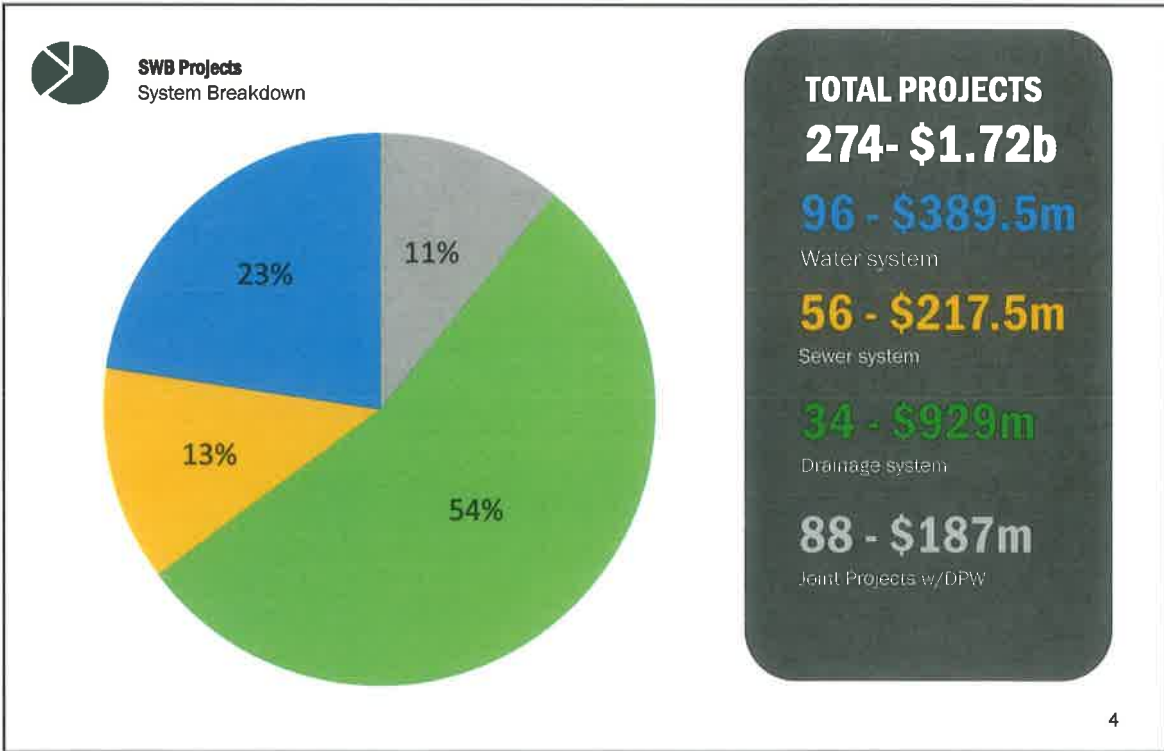
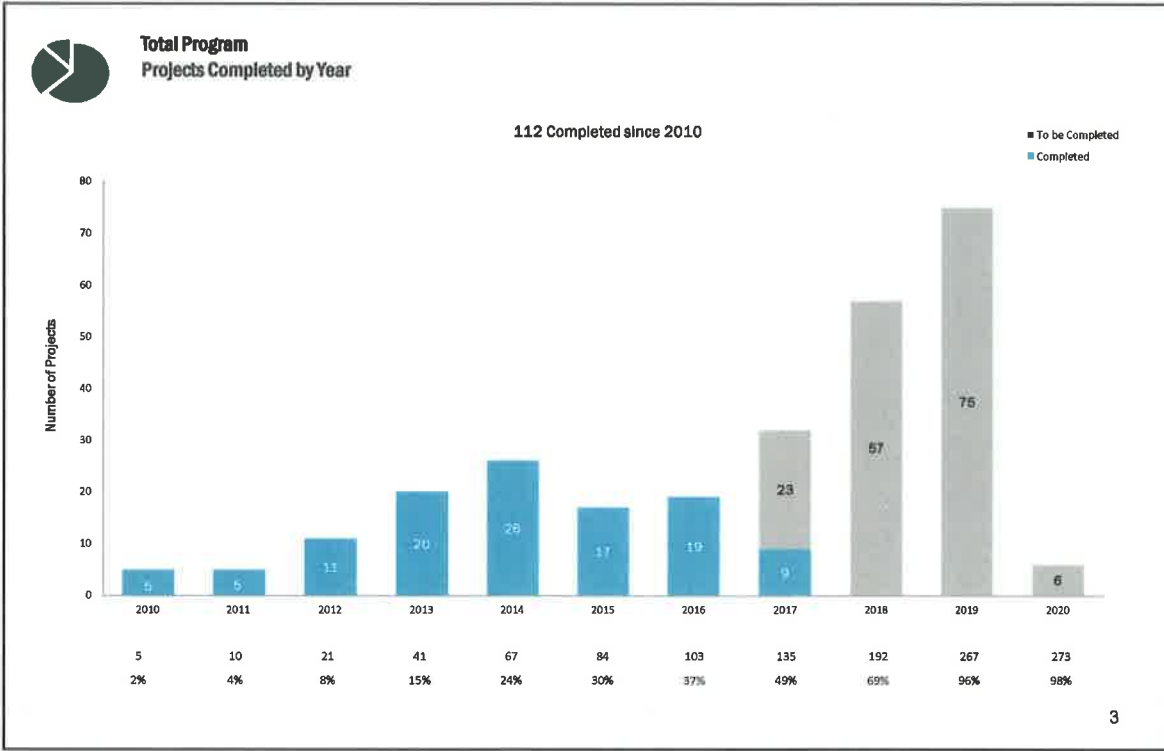
Sewerage & Water Board Capital Projects 2010 to 2022

City of New Orleans
July, 2017



SWBNO Capital Projects Program





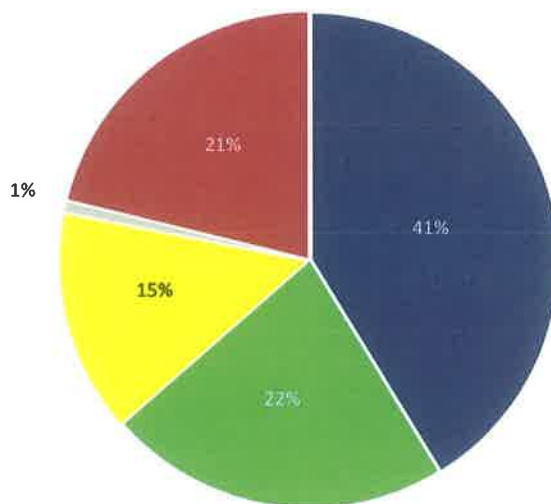
Current Capital Projects



5



Total Program
Phase Breakdown



TOTAL PROJECTS
274 - \$1.72b

113 - 673m

Completed Projects

40 - \$667m

Under Construction

2 - \$829t

Bid & Award

61 - \$259m

Design

58 - \$127m

Planning

6

Capital Projects by Phase

Project ID	District	Project Name	Project Scope	Project Budget	Current Project Phase	Construction Start Date by Fiscal Quarter	Construction Est. Completion by Fiscal Quarter
01	ABCOE	Restoration of Existing Gravity Sewer Mains in Various Locations	Restoration of existing gravity sewer mains.	\$ 5,292,722.00	Close Out	2013 - Q4	2017 - Q3
01A	A	Wardens LP sewer main	Replacement of LP sewer main.	\$ 297,623.00	Close Out	2013 - Q3	2017 - Q3
W04	D	Manhole No. 1 at Central Yard	Rebuild to Georgia City 1. Raising & Roof	\$ 2,176,051.81	Close out	2014 - Q3	2017 - Q3
01A	E	DDOT SPS	Restoration of sewer pump station from Hurricane Katrina Damage	\$ 1,501,983.06	Close Out	2014 - Q1	2017 - Q4
01A	E	Plant Orleans SPS	Restoration of sewer pump station from Hurricane Katrina Damage	\$ 1,301,009.19	Close Out	2014 - Q1	2017 - Q4
01	D	WLA 2, Orleans Ave. Caisson #1111	Construction of 6000 LP Caisson for 1. Access to Lower line	\$ 27,818,713.03	Construction	2012 - Q3	2017 - Q3
01A	D	Revised of the sewage pump motor at Sewage Pumping Station 21	Repairs to SPS 21 Motor (no photo)	\$ 100,000.00	Construction	2017 - Q1	2017 - Q2
020	AD	Leak inspection	Inspection of leak for structural damage	\$ 10,000.00	Construction	2017 - Q3	2017 - Q3
04	C	Hurricane, Hurricane, Blunt, Hurricane SPS EDC's	Restoration of Sewer Pump Station from Hurricane Katrina Damage	\$ 398,202.00	Construction	2017 - Q3	2017 - Q3
W18	E	Cremation Water Plant, boiler, duct and sensitive	Repair to Plant from Hurricane Katrina Damage	\$ 17,159,811.00	Construction	2014 - Q4	2017 - Q3
W18	A	SPS at emergency	Replacement of AC Compressor	\$ 73,000.00	Construction	2017 - Q1	2017 - Q3
W18	E	Painting of Concrete Water Storage Tanks @ WWTP	Paint (4) Four Million Gallon Concrete Storage Tanks at	\$ 496,400.00	Construction	2014 - Q4	2017 - Q3
W22	E	Reconstruct electrical system at Vegetation Lines	Installation of electrical distribution @ Vegetation Lines	\$ 891,300.00	Construction	2017 - Q3	2017 - Q3
W22	E	Reconstruct equipment at Garage No. 2 and Main	Repairs to Electrical System in Garage No. 2 & Main Building	\$ 1,407,810.41	Construction	2016 - Q3	2017 - Q3
W45	E	AAE Pumps and Auxiliaries at Cremation Water Plant	Repairs to Pumps A & B from Hurricane Katrina Damage	\$ 16,703,670.66	Construction	2011 - Q3	2017 - Q3
DPW092	A	G. Johnson - Melodie Ct.	Reconstruction of existing roadway, including the replacement of affected utilities. This project will perform roadway improvements on Aubrey Street from North Blvd to Genigny Boulevard. The project scope of work will be to remove the existing asphalt overlay and roadway base and replace with concrete pavement including panel installation, new base and sub-base, seating of joints, curb repair, reconstruction/adjustment to existing catch basins and manholes, and new installation of catch basins and manholes. This project will also install new subsurface utilities including drain lines, sewer, and water lines. Additional improvements may include features to improve access for all users such as sidewalk repair, construction of ADA ramps, installation of high-visibility crosswalk and other roadway striping, and installation of new way finding and other street signage.	\$ 599,250.95	Construction	2016 - Q4	2017 - Q3
DPW445	D	Aubrey St. (Road - Genigny)	Reconstruction of existing roadway, including the replacement of affected utilities. This project will perform roadway improvements on Aubrey Street from North Blvd to Genigny Boulevard. The project scope of work will be to remove the existing asphalt overlay and roadway base and replace with concrete pavement including panel installation, new base and sub-base, seating of joints, curb repair, reconstruction/adjustment to existing catch basins and manholes, and new installation of catch basins and manholes. This project will also install new subsurface utilities including drain lines, sewer, and water lines. Additional improvements may include features to improve access for all users such as sidewalk repair, construction of ADA ramps, installation of high-visibility crosswalk and other roadway striping, and installation of new way finding and other street signage.	\$ 712,277.50	Construction	2016 - Q4	2017 - Q3
03	D	Plant Orleans, Orleans Pump Station	Reconstruction of Orleans Pump Station from Hurricane Katrina Damage	\$ 885,330.00	Construction	2016 - Q4	2017 - Q4
03	ABCOE	Restoration of Existing Gravity Sewer Mains in Various Locations	Restoration of existing gravity sewer mains.	\$ 5,292,722.00	Close Out	2013 - Q4	2017 - Q3
03	E	WLA 2, Orleans Ave. Caisson #1111	Construction of 6000 LP Caisson for 1. Access to Lower line	\$ 27,818,713.03	Construction	2012 - Q3	2017 - Q3
W05	E	Revised of the sewage pump motor at Sewage Pumping Station 21	Repairs to SPS 21 Motor (no photo)	\$ 100,000.00	Construction	2017 - Q1	2017 - Q2
W05	E	Reconstruct equipment at Garage No. 2 and Main	Repairs to Electrical System in Garage No. 2 & Main Building	\$ 1,407,810.41	Construction	2016 - Q3	2017 - Q3
W05	E	Reconstruct equipment at Garage No. 2 and Main	Repairs to Electrical System in Garage No. 2 & Main Building	\$ 1,407,810.41	Construction	2016 - Q3	2017 - Q3

Water Sewerage Drainage Joint Project

Note: Projects with RR** and DPW** are part of the Joint Infrastructure Program with the City of New Orleans DPW as facilitator.

7

Capital Projects by Phase

Project ID	District	Project Name	Project Scope	Project Budget	Current Project Phase	Construction Start Date by Fiscal Quarter	Construction Est. Completion by Fiscal Quarter
W04	A	WMDP - Generator 4 Rebuild	Installation of new generators.	\$ 8,666,836.84	Construction	2013 - Q2	2017 - Q4
DPW445	D	Youth Study Center	May include underground infrastructure improvements, roadway resurfacing and installation of ADA compliant curb ramps, sidewalks and driveway aprons near the Youth Study Center.	\$ 181,501.00	Construction	2017 - Q1	2017 - Q4
03	E	Rebuild Modulators in the Effluent Pump House	Adjustments to Effluent Pump House electrical system	\$ 6,200,797.00	Construction	2016 - Q3	2018 - Q1
W0	E	Replacement of Pump Package @ CWP	Repair & service two (2) pumps, start before delivery, & auxiliary equipment.	\$ 4,350,644.47	Construction	2012 - Q3	2018 - Q1
03	E	WLA 2, Orleans Ave. Caisson #1111	Construction of 6000 LP Caisson for 1. Access to Lower line	\$ 27,818,713.03	Construction	2012 - Q3	2017 - Q3
03	E	WLA 2, Orleans Ave. Caisson #1111	Construction of 6000 LP Caisson for 1. Access to Lower line	\$ 27,818,713.03	Construction	2012 - Q3	2017 - Q3
W10	A	WMDP - Effluent Canal	Structural Repairs from Hurricane Katrina Damage	\$ 2,543,183.66	Construction	2014 - Q2	2018 - Q2
DPW441	B	B. O'Neil (Tulane) - MLK BLVD	Full reconstruction of concrete roadway including all underground utilities, installation of ADA compliant curb ramps, new sidewalks, driveways, landscaping, street lights and striping of crosswalks and a dedicated bike lane.	\$ 910,480.00	Construction	2017 - Q2	2018 - Q2
W32	D	SPS #9	Construction of new Sewer Pump Station on Lafitte St.	\$ 8,027,325.07	Construction	2017 - Q1	2018 - Q3
W4	E	Flare equipment equipment	Replacement of Backwash Equipment, Current Construction	\$ 1,373,000.00	Construction	2017 - Q3	2018 - Q3
04	E	WLA 2, Orleans Ave. Caisson #1111	Construction of 6000 LP Caisson for 1. Access to Lower line	\$ 27,818,713.03	Construction	2012 - Q3	2017 - Q3
W24	A	Water Hammer / BOP - Elevated Storage Tanks	Construction of new Elevated Storage Tanks	\$ 55,670,162.00	Construction	2016 - Q4	2018 - Q4
W37	A	WMDP - Generator 4 Rebuild	Installation of new generators.	\$ 8,666,836.84	Construction	2013 - Q2	2017 - Q4
W46	A	WMDP - Generator 4 Rebuild	Installation of new generators.	\$ 8,666,836.84	Construction	2013 - Q2	2017 - Q4
W36	B	WMDP - Radco Power Distribution Network	Repairs to Power System, Genigny St. @ St. Bernard Ave	\$ 28,094,668.10	Construction	2015 - Q2	2019 - Q3
07	B	WLA 2, Orleans Ave. Caisson #1111	Construction of 6000 LP Caisson for 1. Access to Lower line	\$ 27,818,713.03	Construction	2012 - Q3	2017 - Q3
W06	AB	WMDP - Generator 4 Rebuild	Installation of new generators.	\$ 8,666,836.84	Construction	2013 - Q2	2017 - Q4
010	E	New Orleans East Basin Main - Orchard Street Sanitation	Restoration of basin under contract decree	\$ 6,777,860.00	Construction	2017 - Q1	2018 - Q4
011	E	New Orleans East Basin Main - Orchard Street Sanitation	Restoration of basin under contract decree	\$ 6,777,860.00	Construction	2017 - Q1	2018 - Q4
012	E	New Orleans East Basin Main - Orchard Street Sanitation	Restoration of basin under contract decree	\$ 6,777,860.00	Construction	2017 - Q1	2018 - Q4
W45	D	Garage No. 2 at Central Yard	Repairs to Garage No. 2, Electrical System	\$ 6,432,567.10	Construction	2012 - Q2	2019 - Q4
03	E	WLA 2, Orleans Ave. Caisson #1111	Construction of 6000 LP Caisson for 1. Access to Lower line	\$ 27,818,713.03	Construction	2012 - Q3	2017 - Q3
W8	E	Turbine 4 Repairs	Repair Turbine #4 and auxiliary equipment.	\$ 16,774,880.00	Construction	2012 - Q1	TBD

Water Sewerage Drainage Joint Project

Note: Projects with RR** and DPW** are part of the Joint Infrastructure Program with the City of New Orleans DPW as facilitator.

8

Capital Projects by Phase

Project ID	District	Project Name	Project Scope	Project Budget	Current Project Phase	Construction Start Date by Fiscal Quarter	Construction Est. Completion by Fiscal Quarter
W00	C	Algiers Lock Footings	Lock wall repair/replacement	\$ 321,000.00	Bid & Award	2017 - Q3	2018 - Q4
RR083	A	RR3 - Lakeview North Group A (RGO)	Replace identified damaged water main segments in Lakeview	\$ 608,260.00	Bid & Award	Q2 2017	Q1 2018
DPW	A	Revised of existing storm water system T and S at 4th and 5th streets, including replacement and opening of manholes at 4th and 5th street	Repairs to 4 manholes in drainage pump station W. Marysue & 5th & 6th - Oakman & Poyou	\$ 807,330.00	Design	2017 - Q3	2017 - Q4
W09	C	Algiers water tank	Repairs to Algiers Water Tank from Hurricane Katrina Damage	\$ 300,000.00	Design	2017 - Q3	2017 - Q4
W0	A	Structural Improvements	Structural repairs to Bayou Bienvenue Fillet Drilling pier supports	\$ 1,000,000.00	Design	2017 - Q3	2018 - Q1
DPW088	D	Carlene (St. Bernard - Paris)	Reconstruction of existing roadway, including the replacement of affected utilities	\$ 4,630,850.00	Design	2018 - Q1	2018 - Q2
DPW099	B	Camp Street (Louisiane - Washington Ave)	Reconstruction of existing roadway, including the replacement of affected utilities	\$ 3,173,748.00	Design	2017 - Q3	2018 - Q2
W07	A	Sevier Water Station	Restoration from Hurricane Katrina Damage	\$ 2,000,000.00	Design	2017 - Q4	2018 - Q2
DPW064	C	St. Claude Drainage Improvements	May include subsurface drainage improvements, installation of green infrastructure, 2 inch mill and overlay and installation of ADA compliant curb ramps	\$ 22,672.44	Design	2017 - Q3	2018 - Q3
W01	B	Rehabilitation of Canal #2	Rehabilitation of Canal #2	\$ 1,300,000.00	Design	2017 - Q3	2018 - Q3
W08	AB	Underpass pump station Canal Blvd permanent generators	Installation of Permanent Generator	\$ 262,849.00	Design	2017 - Q3	2018 - Q3
W09	AB	Underpass pump station New Canol permanent generators	Installation of Permanent Generator	\$ 262,849.00	Design	2017 - Q3	2018 - Q3
W01	D	Underpass pump station Franklin Ave permanent generators	Installation of Permanent Generator	\$ 262,849.00	Design	2017 - Q3	2018 - Q3
W02	D	Underpass pump station Poyou Ave permanent generators	Installation of Permanent Generator	\$ 262,849.00	Design	2017 - Q3	2018 - Q3
W03	D	Underpass pump station Press Drive permanent generators	Installation of Permanent Generator	\$ 262,849.00	Design	2017 - Q3	2018 - Q3
DPW068	B	S. Dupe (Canal - Tulane) Bayou (Canal - Banks)	Reconstruction of existing roadway, including the replacement of affected utilities	\$ 4,688,018.00	Design	2017 - Q1	2018 - Q3
DPW	A	Revised of existing storm water system T and S at 4th and 5th streets, including replacement and opening of manholes at 4th and 5th street	Repairs to 4 manholes in drainage pump station W. Marysue & 5th & 6th - Oakman & Poyou	\$ 807,330.00	Design	2017 - Q3	2017 - Q4
DPW	B	Revised of existing storm water system T and S at 4th and 5th streets, including replacement and opening of manholes at 4th and 5th street	Repairs to 4 manholes in drainage pump station W. Marysue & 5th & 6th - Oakman & Poyou	\$ 807,330.00	Design	2017 - Q3	2017 - Q4
W17	A	ATG Bldg Wash Potting Facility	Construction of New Wash Potting Facility & Modify S/D Flong	\$ 5,000,000.00	Design	2017 - Q4	2018 - Q4
W18	A	Algiers Filters	Restoration of Filters from Hurricane Katrina Damage	\$ 800,000.00	Design	2017 - Q3	2018 - Q4
W08	A	Algiers Filter Plant	Restoration of Filters from Hurricane Katrina Damage	\$ 2,400,000.00	Design	2017 - Q3	2018 - Q4
D10	D	Bayou St. Vincent Drainage Pump Station	Restoration of Underpass Drainage Pump Station from Hurricane Katrina Damage	\$ 1,000,000.00	Design	2018 - Q1	2018 - Q1
D11	B	Bayou St. Vincent Drainage Pump Station	Restoration of Underpass Drainage Pump Station from Hurricane Katrina Damage	\$ 750,000.00	Design	2018 - Q1	2018 - Q1
D12	D	Bayou St. Vincent Drainage Pump Station	Restoration of Underpass Drainage Pump Station from Hurricane Katrina Damage	\$ 1,000,000.00	Design	2018 - Q1	2018 - Q1
D13	B	Bayou St. Vincent Drainage Pump Station	Restoration of Underpass Drainage Pump Station from Hurricane Katrina Damage	\$ 750,000.00	Design	2018 - Q1	2018 - Q1
D14	B	Bayou St. Vincent Drainage Pump Station	Restoration of Underpass Drainage Pump Station from Hurricane Katrina Damage	\$ 750,000.00	Design	2018 - Q1	2018 - Q1

Water Sewerage Drainage Joint Project

Note: Projects with RR** and DPW** are part of the Joint Infrastructure Program with the City of New Orleans DPW as facilitator.

9

Capital Projects by Phase

Project ID	District	Project Name	Project Scope	Project Budget	Current Project Phase	Construction Start Date by Fiscal Quarter	Construction Est. Completion by Fiscal Quarter
RR192	B	RR3 - Tremé-Lafitte Group A (RGO)	Replace identified damaged water main segments in Tremé-Lafitte	\$ 48,987.00	Design	Q4 2017	Q3 2018
RR197	E	RR3 - Village de l'Est Group A (PMOP)	Replace identified damaged water main segments in Village de l'Est	\$ 588,273.00	Design	Q3 2017	Q3 2018
RR198	E	RR3 - Village de l'Est Group A (PMOP)	Installation of New Sump Grate	\$ 3,550,000.00	Design	Q1 2018	Q3 2018
RR087	D	RR3 - Filmore North Group A (PMOP)	Replace identified damaged water main segments in Filmore	\$ 1,424,378.00	Design	Q4 2017	Q4 2018
RR042	D	RR3 - Filmore South Group A (PMOP)	Replace identified damaged water main segments in Filmore	\$ 1,428,144.00	Design	Q4 2017	Q4 2018
RR076	A	RR3 - Lakeshore Group A (RGO)	Replace identified damaged water main segments in Lakeshore - Lake Vista	\$ 80,000.00	Design	Q4 2017	Q4 2018
RR080	A	RR3 - Lakeview South Group A (PMOP)	Replace identified damaged water main segments in Lakeview	\$ 818,249.00	Design	Q4 2017	Q4 2018
RR108	E	RR3 - UNY Northwest Group A (PMOP)	Replace identified damaged water main segments in Lower North West-South	\$ 4,148,210.00	Design	Q4 2017	Q4 2018
RR110	D	RR3 - Minaburg Group A (PMOP)	Replace identified damaged water main segments in Minaburg	\$ 3,611,005.00	Design	Q4 2017	Q4 2018
RR144	E	RR3 - Reed Blvd East Group A (PMOP)	Replace identified damaged water main segments in Reed Blvd East	\$ 358,277.00	Design	Q4 2017	Q4 2018
RR195	B	RR3 - Uptown - West Riverside Group A (PMOP)	Replace identified damaged water main segments in Uptown	\$ 1,868,873.00	Design	Q4 2017	Q4 2018
RR193	A	RR3 - West End Group A (PMOP)	Replace identified damaged water main segments in West End	\$ 1,281,863.00	Design	Q4 2017	Q4 2018
RR194	A	RR3 - West End Group A (PMOP)	Replace identified damaged water main segments in West End	\$ 1,281,863.00	Design	Q4 2017	Q4 2018
W01	C	Federal City Sewer, Water & Drainage Improvements	Conversion of private street utilities over to public street utilities	\$ 500,000.00	Design	TBD	TBD
RR075	D	RR3 - Lake Vista Group A (PMOP)	Replace identified damaged water main segments in Lakeshore - Lake Vista	\$ 80,000.00	Design	Q4 2017	Q4 2018
RR192	A	RR3 - Navarre Group A (FRCP)	Replace identified damaged water main segments in Navarre	\$ 1,918,782.00	Planning	Q1 2018	Q1 2018
RR140	D	RR3 - Portchartrain Park Group A (PMOP)	Replace identified damaged water main segments in Portchartrain Park	\$ 2,041,044.00	Planning	Q1 2018	Q1 2018
RR145	E	RR3 - Reed Blvd East Group B (RGO)	Replace identified damaged water main segments in Reed Blvd East	\$ 61,267.00	Planning	Q1 2018	Q1 2018
RR193	E	RR3 - Reed Blvd West Group C (PMOP)	Replace identified damaged water main segments in Reed Blvd West	\$ 3,737,087.00	Planning	Q1 2018	Q1 2018
RR050	B	RR3 - Forest Group A (PMOP)	Replace identified damaged water main segments in Forest	\$ 85,515.00	Planning	Q1 2018	Q2 2018
RR021	B	RR3 - Audubon Group A (PMOP)	Replace identified damaged water main segments in Audubon	\$ 3,731,134.00	Planning	Q1 2018	Q2 2018
RR004	AD	RR3 - Bayou St. John, Fairgrounds, Seventh Ward Group B (PMOP)	Replace identified damaged water main segments in Bayou St. John	\$ 7,340,730.00	Planning	Q2 2018	Q2 2018
RR009	B	RR3 - Black Pearl, East Garden Group A (PMOP)	Replace identified damaged water main segments in Black Pearl	\$ 1,569,900.00	Planning	Q1 2018	Q2 2018
RR010	B	RR3 - Broadmoor Group A (PMOP)	Replace identified damaged water main segments in Broadmoor	\$ 3,443,480.00	Planning	Q1 2018	Q2 2018
RR029	C	RR3 - Sylvan-Marygrove Group A (FRCP)	Replace identified damaged water main segments in Sylvan & Marygrove	\$ 878,898.00	Planning	Q2 2018	Q2 2018

Water Sewerage Drainage Joint Project

Note: Projects with RR** and DPW** are part of the Joint Infrastructure Program with the City of New Orleans DPW as facilitator.

10

Capital Projects by Phase

Project ID	District	Project Name	Project Scope	Project Budget	Current Project Phase	Construction Start Date by Fiscal Quarter	Construction Est. Completion by Fiscal Quarter
RR043	D	RR3 - Filmore South Group B (FRC)	Replace identified damaged water main segments in Filmore.	\$ 1,517,718.00	Planning	Q2 2018	Q2 2019
RR134	D	RR3 - Pines Village Group B (FRC)	Replace identified damaged water main segments in Pines Village.	\$ 892,104.00	Planning	Q2 2018	Q2 2019
RR147	E	RR3 - Reed Blvd East Group D (PMOPC)	Replace identified damaged water main segments in Reed Blvd East.	\$ 420,478.00	Planning	Q2 2018	Q2 2019
RR185	D	RR3 - St. Bernard Group A (NAR)	Replace identified damaged water main segments in St. Bernard Arms.	\$ 989,912.00	Planning	Q2 2018	Q2 2019
RR188	CD	RR3 - St. Claude Group C (FRC)	Replace identified damaged water main segments in St. Claude.	\$ 2,227,242.00	Planning	Q2 2018	Q2 2019
RR191	CD	RR3 - St. Roch South Group B (FRC)	Replace identified damaged water main segments in St. Roch.	\$ 2,058,604.00	Planning	Q2 2018	Q2 2019
RR199	E	RR3 - Village de L'Est Group B (PMOPC)	Replace identified damaged water main segments in Village de L'Est.	\$ 1,517,869.00	Planning	Q2 2018	Q2 2019
RR201	B	RR3 - Central City Group A (FRC)	Replace identified damaged water main segments in Central City.	\$ 1,848,431.00	Planning	Q2 2019	Q2 2020
RR199	D	RR3 - St. Anthony Group A (PMOPC)	Replace identified damaged water main segments in St. Anthony.	\$ 3,477,181.00	Planning	Q2 2019	Q2 2020
RR124	AB	RR3 - Mid-City Group A (FRC)	Replace identified damaged water main segments in Mid - City.	\$ 16,000.00	Planning	Q4 2017	Q3 2018
RR011	AB	RR3 - Broadmoor Group C (FRC)	Replace identified damaged water main segments in Broadmoor.	\$ 1,548,383.00	Planning	Q3 2018	Q3 2019
RR014	AB	RR3 - RV Cooper, Earl Town, Dixon Group A (PMOPC)	Replace identified damaged water main segments in B. W. Cooper.	\$ 1,618,636.00	Planning	Q3 2018	Q3 2019
RR038	D	RR3 - Filmore North Group B (FRC)	Replace identified damaged water main segments in Filmore.	\$ 1,543,805.00	Planning	Q2 2018	Q3 2019
RR077	A	RR3 - Leonides Group B (PMOPC)	Replace identified damaged water main segments in Leonides.	\$ 3,448,242.00	Planning	Q2 2019	Q3 2019
RR109	E	RR3 - UNW Northwest Group B (FRC)	Replace identified damaged water main segments in Lower Ninth Ward North.	\$ 1,999,420.00	Planning	Q3 2018	Q3 2019
RR112	E	RR3 - UNW South Group A (PMOPC)	Replace identified damaged water main segments in Lower Ninth Ward South.	\$ 1,808,682.00	Planning	Q3 2018	Q3 2019
RR129	B	RR3 - Milan Group A (PMOPC)	Replace identified damaged water main segments in Milan.	\$ 703,473.00	Planning	Q3 2018	Q3 2019
RR148	E	RR3 - Reed Blvd East Group C (FRC)	Replace identified damaged water main segments in Reed Blvd East.	\$ 72,112.00	Planning	Q3 2018	Q3 2019
RR187	CD	RR3 - St. Claude Group B (PMOPC)	Replace identified damaged water main segments in St. Claude.	\$ 644,710.00	Planning	Q3 2018	Q3 2019
RR170	CD	RR3 - St. Claude Group E (FRC)	Replace identified damaged water main segments in St. Claude.	\$ 1,940,391.00	Planning	Q3 2019	Q3 2019
RR186	E	RR3 - Viviane Lake Catherine Group C (NAR)	Replace identified damaged water main segments in Viviane.	\$ 2,913,009.00	Planning	Q3 2018	Q3 2019
RR036	B	RR3 - East Riverside, Garden District, Irish Channel, St. Thomas Group B (FRC)	Replace identified damaged water main segments in East Riverside.	\$ 437,828.00	Planning	Q1 2019	Q2 2020
RR139	E	RR3 - Plum Orchard/Vest Lake Forest Group A (PMOPC)	Replace identified damaged water main segments in Pine Orchard.	\$ 2,334,422.00	Planning	Q2 2019	Q3 2020
RR005	AC	RR3 - Bayou St. John, Fairgrounds, Seventh Ward Group A (FRC)	Replace identified damaged water main segments in Bayou St. John.	\$ 509,628.00	Planning	Q1 2018	Q4 2019

Water Sewerage Drainage Joint Project

Note: Projects with RR** and DPW** are part of the Joint Infrastructure Program with the City of New Orleans DPW as facilitator.

11

Capital Projects by Phase

Project ID	District	Project Name	Project Scope	Project Budget	Current Project Phase	Construction Start Date by Fiscal Quarter	Construction Est. Completion by Fiscal Quarter
RR007	A	RR3 - Holygrove, Leonides Group A (FRC)	Replace identified damaged water main segments in Holygrove.	\$ 1,198,112.00	Planning	Q1 2019	Q4 2018
RR118	AB	RR3 - Marlyville-Fontainebleau Group A (PMOPC)	Replace identified damaged water main segments in Marlyville-Fontainebleau.	\$ 387,948.00	Planning	Q4 2017	Q4 2018
RR198	CD	RR3 - St. Claude Group A (PMOPC)	Replace identified damaged water main segments in St. Claude.	\$ 957,098.00	Planning	Q4 2017	Q4 2018
RR200	B	RR3 - Black Pearl Group B (FRC)	Replace identified damaged water main segments in Black Pearl.	\$ 2,062,917.00	Planning	Q4 2018	Q4 2019
RR015	AB	RR3 - RV Cooper, Earl Town, Dixon Group B (PMOPC)	Replace identified damaged water main segments in B. W. Cooper.	\$ 3,828,888.00	Planning	Q4 2018	Q4 2019
RR026	A	RR3 - City Park Group A (NAR)	Replace identified damaged water main segments in East Riverside.	\$ 2,006,618.00	Planning	Q3 2018	Q4 2019
RR035	B	RR3 - East Riverside, Garden District, Irish Channel, St. Thomas Group A (PMOPC)	Replace identified damaged water main segments in East Riverside.	\$ 1,162,412.00	Planning	Q4 2018	Q4 2019
RR046	D	RR3 - Florida Area & Dev Group A (PMOPC)	Replace identified damaged water main segments in Florida Area.	\$ 1,542,785.00	Planning	Q4 2018	Q4 2019
RR082	A	RR3 - Holygrove Group B (PMOPC)	Replace identified damaged water main segments in Holygrove.	\$ 2,958,166.00	Planning	Q3 2018	Q4 2019
RR072	D	RR3 - Lake Terrace & Oaks Group D (FRC)	Replace identified damaged water main segments in Lake Terrace & Oaks.	\$ 1,678,602.00	Planning	Q4 2018	Q4 2019
RR095	A	RR3 - Lakeview North Group C (PMOPC)	Replace identified damaged water main segments in Lakeview.	\$ 1,308,302.00	Planning	Q4 2018	Q4 2019
RR109	DE	RR3 - Little Woods Group A (PMOPC)	Replace identified damaged water main segments in Little Woods.	\$ 2,697,669.00	Planning	Q3 2018	Q4 2019
RR104	E	RR3 - UNW Northwest Group B (FRC)	Replace identified damaged water main segments in Lower Ninth Ward North.	\$ 3,306,230.00	Planning	Q4 2018	Q4 2019
RR104	E	RR3 - UNW Northwest Group B (FRC)	Replace identified damaged water main segments in Lower Ninth Ward.	\$ 1,999,420.00	Planning	Q4 2018	Q4 2019
RR116	AB	RR3 - Marlyville-Fontainebleau Group C (FRC)	Replace identified damaged water main segments in Marlyville-Fontainebleau.	\$ 1,005,459.00	Planning	Q4 2018	Q4 2019
RR126	AB	RR3 - Mid-City Group B (PMOPC)	Replace identified damaged water main segments in Mid - City.	\$ 7,804,991.00	Planning	Q4 2018	Q4 2019
RR131	D	RR3 - Minerva Group B (FRC)	Replace identified damaged water main segments in Minerva.	\$ 1,992,716.00	Planning	Q4 2018	Q4 2019
RR158	E	RR3 - Plum Orchard/Vest Lake Forest Group B (PMOPC)	Replace identified damaged water main segments in Pine Orchard.	\$ 2,084,814.00	Planning	Q4 2018	Q4 2019
RR190	CD	RR3 - St. Roch South Group A (PMOPC)	Replace identified damaged water main segments in St. Roch.	\$ 1,940,038.00	Planning	Q4 2018	Q4 2019
RR103	CD	RR3 - Tremé-Little Group B (FRC/FF)	Replace identified damaged water main segments in Tremé-Little.	\$ 1,988,288.00	Planning	Q4 2018	Q4 2019
RR189	E	RR3 - Village de L'Est Group C (FRC)	Replace identified damaged water main segments in Village de L'Est.	\$ 2,038,421.00	Planning	Q4 2018	Q4 2019
RR194	A	RR3 - West End Group B (FRC)	Replace identified damaged water main segments in West End.	\$ 1,702,714.00	Planning	Q3 2018	Q4 2019

Water Sewerage Drainage Joint Project

Note: Projects with RR** and DPW** are part of the Joint Infrastructure Program with the City of New Orleans DPW as facilitator.

12

Completed Capital Projects



13

Replacement of VTSH Pumps (Construction Complete - Q3 2017)



14

SPS DODT (Construction Complete - Q2 2017)



15

Garage No. 1 @ Central Yard (Construction Complete - Q2 2017)



16

Capital Projects in Construction



17

Secondary Chlorination Station - Venetian Isle (Est Construction Complete - Q3 2017)



18

HMGP Retrofit Power Distribution Network (Est Construction Complete - Q2 2018)



19

**Water Hammer Elevated Storage Tank
(Est. Construction Complete - Q4 2018)**



20

Sewer Pump Station 8 Lafitte - HMGP 006
(Est. Completion - Q3 2018)



Michoud Water Tower - HMGP 006
(Est. Completion - Q3 2018)



22

**New Orleans East Basin
Plum Orchard Sewer Rehabilitation (Est. Completion - Q4 2019)**



23

**New Orleans East Basin
Read Blvd West / West Lake Forest Rehabilitation (Est. Completion - Q4 2019)**



24

**New Orleans East Basin
Read Blvd East / Viavant Sewer Rehabilitation (Est. Completion - Q4 2019)**



25

Capital Projects in Design Phase



26

SWBNO Resiliency Complex (construction complete Q1 2022)



27

Capital Expenditures and Revenue



28

Capital Expenditures from S&WB and Contributed Capital 2014-2016

System	2014	2015	2016
Water	\$46.6 million	\$42.6 million	\$46.1 million
Sewer	\$58.9 million	\$56.4 million	\$50.0 million
Drainage	\$152.2 million	\$155.8 million	\$167.1 million
Total	\$257.7 million	\$254.8 million	\$263.2 million

29

S&WB Funding Availability through May 2017

System	Funds from Rates	Funds from Bonds	Total Funds
Water	\$35.2 million	\$82.3 million	\$117.5 million
Sewer	\$59.6 million	\$35.0 million	\$94.6 million
Drainage	\$32.9 million	\$0	\$32.9 million
Total	\$127.7 million	\$117.3 million	\$245.0 million

Funding is available to accomplish the water and sewer capital program as identified in the 2017-2026 Financial Plan

30



SEWERAGE AND WATER BOARD OF NEW ORLEANS

July 7, 2017

Strategy Committee
Sewerage and Water Board of New Orleans
New Orleans, Louisiana

Subject: Monthly Human Resources Activity Report for the Period June 1 – June 30, 2017

Dear Directors:

Please find below an account of various Board human resources activities for the period June 1-June 30, 2017. This monthly snapshot is presented to keep you abreast of the progress and challenges related to the Board's ability to hire and retain the best qualified candidates to perform the Board's important work.

Human Resources Activities

Beginning Vacant Positions: 309

Ending Vacant Positions: 307

New Hires: 22

Resignations: 6

Retirement: 0

Retirement Eligible (Not in DROP): 118

DROP Program Participants: 118

- Beginning Balance: 117
- New Member(s): 5
- Member(s) Removed: 5

Promotions: 11

Disciplinary Actions: 23

- Reprimands: 8
- Suspensions: 6
- Terminations: 9

Thank you.



Sharon Judkins
Deputy Director-Administration

Attachments:

Monthly Activity Report
Resignation Analysis
Retirement Eligible
DROP Summary

June Monthly Activity Report

DATE	ACTION	JOB TITLE	REASON
New Hires:			
6/19/2017		Cost Control Analyst	
6/26/2017		Deputy Program Administrator	
6/5/2017		Laborer	
6/19/2017		Laborer	
6/26/2017		Laborer	
6/26/2017		Laborer	
6/26/2017		Laborer	
6/26/2017		Laborer	
6/26/2017		Laborer	
6/26/2017		Laborer	
6/26/2017		Laborer	
6/26/2017		Laborer	
6/12/2017		Management Development Analyst I	
6/26/2017		Office Assistant II	
6/19/2017		Office Assistant Trainee	
6/26/2017		Office Assistant Trainee	
6/5/2017		Purchasing Agent	
6/19/2017		Reconciliation and Closeout Specialist	
6/19/2017		Reconciliation and Closeout Specialist	
6/19/2017		Reporting Analyst	
6/19/2017		Utilities Plant Worker	
6/5/2017		Water Purification Operator II	
Total	22		
Resignations:			
6/9/2017		Laborer	Accepted Employment Outside of Civil Service
6/27/2017		Laborer	Left City
6/13/2017		Office Assistant Trainee	Left City
6/14/2017		Laborer	Other Reasons
6/6/2017		Fleet Service Manager	Other Reasons
6/30/2017		Utilities Plant Worker	Unknown
Total	6		
Retirements:			
Total	0		

DROP:			
Started DROP			
6/26/2017		Attorney IV	
6/20/2017		Engineer Intern II	
6/1/2017		Networks Maintenance Technician II	
6/1/2017		Networks Senior Maintenance Technician I	
6/1/2017		Steam Plant Engineer I	
Total	5		
Ended DROP			
6/2/2017		Engineer Intern II	
6/1/2017		Engineering Technician	
6/29/2017		Management Development Specialist II	
6/17/2017		Public Works Supervisor III	
6/24/2017		Senior Office Support Specialist	
Total	5		
Promotions:			
6/19/2017		Administrative Support Supervisor IV	
6/8/2017		Automotive Mechanic II	
6/27/2017		Equipment Operator II	
6/13/2017		Networks Maintenance Technician I	
6/14/2017		Networks Maintenance Technician I	
6/15/2017		Networks Maintenance Technician I	
6/21/2017		Office Assistant III	
6/19/2017		Office Assistant III	
6/22/2017		Office Assistant IV	
6/8/2017		Office Support Specialist	
6/9/2017		Utility Meter Services Supervisor Assistant	
Total	11		
Disciplinary Actions:			
6/20/2017	Emergency Suspension	Laborer	Substance Abuse
6/29/2017	Emergency Suspension	Laborer	Substance Abuse
6/26/2017	Emergency Suspension	Networks Maintenance Technician	Substance Abuse
6/2/2017	Reprimand	Management Development Supervisor	Unsatisfactory Job Performance
6/22/2017	Reprimand	Utilities Plant Worker	Violation of Attendance Policy
6/9/2017	Reprimand	Utilities Plant Worker	Violation of Attendance Policy
6/7/2017	Reprimand	Water Service Inspector I	Insubordination

6/7/2017	Reprimand	Water Service Inspector I	Violation of Attendance Policy
6/6/2017	Reprimand	Water Service Inspector I	Violation of Attendance Policy
6/15/2017	Reprimand	Water Service Inspector I	Violation of Attendance Policy
6/21/2017	Reprimand	Water Service Inspector I	Violation of Attendance Policy
6/20/2017	Suspension	Laborer	Substance Abuse
6/16/2017	Suspension	Networks Maintenance Technician I	Preventable Accident
6/12/2017	Suspension	Networks Master Maintenance Technician I	Unsatisfactory Job Performance
6/30/2017	Termination	Executive Secretary	Unsatisfactory Job Performance
6/9/2017	Termination	Laborer	Job Abandonment
6/9/2017	Termination	Laborer	Job Abandonment
6/22/2017	Termination	Laborer	Substance Abuse
6/22/2017	Termination	Laborer	Job Abandonment
6/27/2017	Termination	Laborer	Job Abandonment
6/30/2017	Termination	Management Development Analyst I	Unsatisfactory Job Performance
6/5/2017	Termination	Networks Maintenance Technician I	Job Abandonment
6/22/2017	Termination	Utilities Maintenance Trainee II	Job Abandonment
Total	23		

Resignations for June 2017

Date	Reason	Job Title
6/9/2017	Accepted Employment Outside of Civil Service	Laborer
6/27/2017	Left City	Laborer
6/13/2017	Left City	Office Assistant Trainee
6/14/2017	Other Reasons	Laborer
6/6/2017	Other Reasons	Fleet Service Manager
6/30/2017	Unknown	Utilities Plant Worker

Reason	# of Resignations	% of Total Resignations
Accepted Employment Outside of City Civil Service	1	17%
Avoided Disciplinary Action		
Continued Education		
Ill Health		
Left City (Relocated)	2	33%
Other Reasons	2	33%
Returned to School		
Transferred and/or Promoted to the City		
Unknown	1	17%
Work-Related (Management)		
Total	6	100%

RETIREMENT ELIGIBLE AS OF JUNE 30, 2017

Accountant 1	1
Accountant 2	1
Accountant 3	1
Administrative Support Supervisor 1	3
Administrative Support Supervisor 2	1
Administrative Support Supervisor 3	1
Administrative Support Supervisor 4	2
Automotive Maintenance Technician	2
Boiler Plant Operator	1
Buyer 3	1
Chief Accountant	2
Drainage and Sewerage Pumping Supervisor	1
Duplicating Room Supervisor	1
Engineering Division Manager	1
Engineering Specialist	1
Engineering Technician	2
Environmental Enforcement Technician 2	2
Executive Director	1
Facilities Engineering Specialist	1
Fleet Services Manager	1
General Superintendent	1
Maintenance Engineer	1
Management Development Specialist 2	1
Management Development Supervisor	2
Networks Maintenance Technician 1	3
Networks Maintenance Technician 2	1
Networks Master Maintenance Technician 1	1
Networks Master Maintenance Technician 2	2
Networks Quality Assurance and Safety Inspector	1
Networks Senior Maintenance Technician 1	4
Networks Senior Maintenance Technician 2	1
Networks Zone Manager 1	1
Office Assistant 2	3
Office Assistant 4	1
Office Assistant Trainee	5
Office Support Specialist	1
Plumbing Inspection Supervisor Assistant	2
Plumbing Inspector 2	1
Power Dispatcher 2	1
Principal Engineer	6
Principal Office Support Specialist	1
Public Works Supervisor 4	7
Pumping and Power Plant Operator	4
Pumping Plant Operator	5
Pumping Stations Supervisor Assistant	1
Senior Office Support Specialist	1
Steam Plant Engineer 1	1
Steam Plant Engineer 2	5
Steam Plant Engineer 3	1
Utilities Maintenance Technician 2	2
Utilities Master Maintenance Supervisor	2
Utilities Plant Worker	1
Utilities Senior Services Administrator	1
Utilities Senior Services Manager	3
Utilities Services Administrator	3
Utilities Services Manager	2
Utility Meter Services Supervisor Assistant	1
Warehouse & Supplies Manager	1
Water Chemist 3	1
Water Purification Operator 1	2
Water Purification Operator 2	4
Water Purification Operator 3	2
Water Service Inspector 2	1

Total: 118

DROP SUMMARY REPORT

TITLE	START	END	TIME REMAINING (yrs)	AVG TIME REMAINING (YRS)	TOTAL EMPLOYEES ON DROP
FIELD SERVICE SUPERVISOR	9/1/2012	9/1/2017	0.17	2.93	118
NETWORKS ZONE MANAGER 1	9/8/2012	9/8/2017	0.19		
NET SENIOR MAINTENANCE TECH 2	10/7/2012	10/7/2017	0.27		
WAREHOUSE & SUPPLIES MGR	1/3/2013	1/3/2018	0.51		
NET SENIOR MAINTENANCE TECH 2	3/1/2013	3/1/2018	0.67		
EQUIPMENT OPERATOR 3	3/1/2013	3/1/2018	0.67		
PUMPING STATIONS SUPV ASST	3/1/2013	3/1/2018	0.67		
UTIL MAINT MASTER SPECIALIST 2	4/1/2013	4/1/2018	0.75		
OFFICE SUPPORT SPECIALIST	5/1/2013	5/1/2018	0.84		
OFFICE SUPPORT SPECIALIST	5/1/2013	5/1/2018	0.84		
NET SENIOR MAINTENANCE TECH 2	5/31/2013	5/31/2018	0.92		
NET SENIOR MAINTENANCE TECH 1	6/1/2013	6/1/2018	0.92		
DEPUTY SPECIAL COUNSEL	6/1/2013	6/1/2018	0.92		
NET MASTER MAINTENANCE TECH 2	6/1/2013	6/1/2018	0.92		
OFFICE ASSISTANT 3	6/3/2013	6/3/2018	0.93		
Employees within 1 years:				15	
PUMPING STATIONS SUPV	7/31/2013	7/31/2018	1.08		
OFFICE ASSISTANT 3	8/1/2013	8/1/2018	1.09		
OFFICE ASSISTANT 3	8/1/2013	8/1/2018	1.09		
NET MASTER MAINTENANCE TECH 2	8/12/2013	8/12/2018	1.12		
PUMPING PLANT OPERATOR	9/1/2013	9/1/2018	1.17		
ENGINEERING SPECIALIST	10/1/2013	10/1/2018	1.25		
NET QUALITY ASSUR & SFTY INSPC	11/1/2013	11/1/2018	1.34		
FLEET SERVICES SUPERVISOR	11/1/2013	11/1/2018	1.34		
MANAGEMNT DEVELOPMNT SPECLST 2	12/1/2013	12/1/2018	1.42		
STEAM PLANT ENGINEER 2	12/2/2013	12/2/2018	1.42		
UTIL MAINT MASTER SUPERVISOR	1/3/2014	1/3/2019	1.51		
LEGAL ADMINISTRATIVE ASSISTANT	1/3/2014	1/3/2019	1.51		
PUBLIC WORKS MAINTENANCE SUPT	1/3/2014	1/3/2019	1.51		
NETWORKS MAINTENANCE TECH 2	1/27/2014	1/27/2019	1.58		
WATER PURIFICATION OPERATOR 2	2/1/2014	2/1/2019	1.59		
PUMPING AND POWER PLANT OPR	2/1/2014	2/1/2019	1.59		
NET MASTER MAINTENANCE TECH 2	2/13/2014	2/13/2019	1.62		
PUMPING AND POWER PLANT OPR	3/1/2014	3/1/2019	1.67		
PUMPING STATIONS SUPV ASST	3/1/2014	3/1/2019	1.67		
WATER PURIFICATION OPERATOR 3	6/4/2014	6/4/2019	1.93		
Employees within 2 years:				20	

DROP SUMMARY REPORT

EQUIPMENT OPERATOR 2	9/1/2014	9/1/2019	2.17
OFFICE ASSISTANT 3	10/1/2014	10/1/2019	2.25
NETWORKS MAINTENANCE TECH 1	10/30/2014	10/30/2019	2.33
NET SENIOR MAINTENANCE TECH 1	10/31/2014	10/31/2019	2.34
UTILITY SENIOR SERVICES MGR	10/31/2014	10/31/2019	2.34
MANAGEMNT DEVELOPMNT SPECLST 2	11/1/2014	11/1/2019	2.34
PUMPING PLANT OPERATOR	11/1/2014	11/1/2019	2.34
WATER PURIFICATION OPERATOR 1	11/20/2014	11/20/2019	2.39
MANAGEMNT DEVELOPMNT SPECLST 2	11/30/2014	11/30/2019	2.42
AUTOMOTIVE MAINT. TECHNICIAN	12/1/2014	12/1/2019	2.42
ADMIN. SUPPORT SUPERVISOR 3	12/15/2014	12/15/2019	2.46
NET SENIOR MAINTENANCE TECH 2	12/19/2014	12/19/2019	2.47
PUMPING STATIONS SUPV ASST	12/31/2014	12/31/2019	2.50
NET MASTER MAINTENANCE TECH 1	12/31/2014	12/31/2019	2.50
STEAM PLANT ENGINEER 2	1/24/2015	1/24/2020	2.57
PUMPING STATIONS SUPV ASST	2/1/2015	2/1/2020	2.59
UTILITY SERVICES ADMINISTRATOR	3/1/2015	3/1/2020	2.67
FIELD SERVICE SUPERVISOR	3/15/2015	3/15/2020	2.71
OFFICE SUPPORT SPECIALIST	3/28/2015	3/28/2020	2.75
STEAM PLANT ENGINEER 1	3/31/2015	3/31/2020	2.75
OFFICE ASSISTANT 4	4/1/2015	4/1/2020	2.76

Employees within 3 years: 21

PUMPING AND POWER PLANT OPR	8/1/2015	8/1/2020	3.09
FLEET SERVICES MANAGER	8/7/2015	8/7/2020	3.11
STEAM PLANT ENGINEER 4	9/22/2015	9/22/2020	3.23
POWER DISPATCHER 4	9/22/2015	9/22/2020	3.23
FIELD SERVICE SUPERVISOR	10/1/2015	10/1/2020	3.26
NET SENIOR MAINTENANCE TECH 1	11/1/2015	11/1/2020	3.34
FIELD SERVICE SUPERVISOR	11/1/2015	11/1/2020	3.34
NET SENIOR MAINTENANCE TECH 1	11/1/2015	11/1/2020	3.34
ADMIN. SUPPORT SUPERVISOR 3	11/26/2015	11/26/2020	3.41
CHIEF ACCOUNTANT	11/28/2015	11/28/2020	3.42
PUBLIC WORKS SUPERVISOR 2	12/2/2015	12/2/2020	3.43
NET SENIOR MAINTENANCE TECH 2	12/30/2015	12/30/2020	3.50
NET MASTER MAINTENANCE TECH 1	12/30/2015	12/30/2020	3.50
SR. OFFICE SUPPORT SPECIALIST	1/1/2016	1/1/2021	3.51
AUTOMOTIVE SERVICES SUPERVISOR	1/8/2016	1/8/2021	3.53
UTIL MAINT MASTER SUPERVISOR	1/8/2016	1/8/2021	3.53
UTIL MAINT MASTER SUPERVISOR	1/8/2016	1/8/2021	3.53
UTIL MAINT MASTER SUPERVISOR	1/11/2016	1/11/2021	3.54
NET SENIOR MAINTENANCE TECH 1	2/1/2016	2/1/2021	3.59
NET SENIOR MAINTENANCE TECH 2	2/29/2016	3/1/2021	3.67
NET MASTER MAINTENANCE TECH 1	4/1/2016	4/1/2021	3.76
POWER DISPATCHER 3	4/1/2016	4/1/2021	3.76
OFFICE ASSISTANT 4	4/1/2016	4/1/2021	3.76
PUBLIC WORKS MAINTENANCE WKR 1	6/1/2016	6/1/2021	3.92
NET SENIOR MAINTENANCE TECH 2	6/1/2016	6/1/2021	3.92
PUBLIC WORKS MAINTENANCE WKR 1	6/4/2016	6/4/2021	3.93

Employees within 4 years: 26

DROP SUMMARY REPORT

LABORATORY TECHNICIAN 3	7/1/2016	7/1/2021	4.01
PUMPING STATIONS SUPV	8/1/2016	8/1/2021	4.09
PUMPING AND POWER PLANT OPR	8/1/2016	8/1/2021	4.09
UTILITY SERVICES ADMINISTRATOR	9/1/2016	9/1/2021	4.18
FACILITIES ENGINEERING SPCL	9/7/2016	9/7/2021	4.19
ADMIN. SUPPORT SUPERVISOR 4	10/8/2016	10/8/2021	4.28
PUMPING PLANT OPERATOR	11/1/2016	11/1/2021	4.34
NET SENIOR MAINTENANCE TECH 1	11/1/2016	11/1/2021	4.34
PUBLIC WORKS MAINTENANCE WKR 2	11/1/2016	11/1/2021	4.34
ENGINEER INTERN 2	12/1/2016	12/1/2021	4.42
SR. OFFICE SUPPORT SPECIALIST	12/1/2016	12/1/2021	4.42
OFFICE SUPPORT SPECIALIST	12/1/2016	12/1/2021	4.42
NET MASTER MAINTENANCE TECH 1	12/28/2016	12/28/2021	4.50
PUMPING AND POWER PLANT OPR	12/31/2016	12/31/2021	4.51
SR. OFFICE SUPPORT SPECIALIST	1/2/2017	1/2/2022	4.51
WATER PURIFICATION OPERATOR 4	1/2/2017	1/2/2022	4.51
PUMPING AND POWER PLANT OPR	1/3/2017	1/3/2022	4.52
WATER PURIFICATION OPERATOR 2	1/5/2017	1/5/2022	4.52
POWER DISPATCHER 2	1/8/2017	1/8/2022	4.53
BUYER 2	2/4/2017	2/4/2022	4.60
FIELD SERVICE SUPERVISOR	2/13/2017	2/13/2022	4.63
ADMIN. SUPPORT SUPERVISOR 1	2/28/2017	2/28/2022	4.67
AUTOMOTIVE SECTION SUPERVISOR	3/1/2017	3/1/2022	4.67
ADMIN. SUPPORT SUPERVISOR 3	3/1/2017	3/1/2022	4.67
OFFICE ASSISTANT 2	4/1/2017	4/1/2022	4.76
ENGINEER	4/1/2017	4/1/2022	4.76
SPECIAL COUNSEL SWB	4/1/2017	4/1/2022	4.76
NETWORKS MAINTENANCE TECH 2	4/1/2017	4/1/2022	4.76
ADMIN. SUPPORT SUPERVISOR 3	4/1/2017	4/1/2022	4.76
NETWORKS ZONE MANAGER 1	4/13/2017	4/13/2022	4.79
NET MASTER MAINTENANCE TECH 1	5/1/2017	5/1/2022	4.84
STEAM PLANT ENGINEER 1	6/1/2017	6/1/2022	4.92
NET SENIOR MAINTENANCE TECH 1	6/1/2017	6/1/2022	4.92
NETWORKS MAINTENANCE TECH 2	6/1/2017	6/1/2022	4.92
ENGINEER INTERN 2	6/20/2017	6/20/2022	4.98
ATTORNEY 4	6/26/2017	6/26/2022	4.99

Employees within 5 years: 36

DROP SUMMARY REPORT

JUNE SUMMARY

TITLE	EFFECTIVE DATE	ACTION
ENGINEERING TECHNICIAN	6/1/2017	DELETION
STEAM PLANT ENGINEER 1	6/1/2017	ADDITION
NET SENIOR MAINTENANCE TECH 1	6/1/2017	ADDITION
NETWORKS MAINTENANCE TECH 2	6/1/2017	ADDITION
ENGINEER INTERN 2	6/2/2017	DELETION
PUBLIC WORKS SUPERVISOR 3	6/17/2017	DELETION
ENGINEER INTERN 2	6/20/2017	ADDITION
SENIOR OFFICE SUPPORT SPECIALIST	6/24/2017	DELETION
ATTORNEY 4	6/26/2017	ADDITION
MGT. DEVELOPMENT SPECIALIST 2	6/29/2017	DELETION

Month	Year	New Hires	Resignations	Terminations	Ended DROP	Retirement
July	2016	15	7	1	0	3
August	2016	16	8	5	2	1
September	2016	2	5	1	3	0
October	2016	20	14	0	5	0
November	2016	21	5	3	2	1
December	2016	41	2	3	4	1
January	2017	43	6	7	0	3
February	2017	15	8	2	4	1
March	2017	31	8	12	1	0
April	2017	31	6	5	7	3
May	2017	27	13	7	6	2
June	2017	22	6	9	5	0
Totals		284	88	55	39	15

284 New Hires

69% Left (197 Employees)



SEWERAGE AND WATER BOARD

Inter-Office Memorandum

Date: July 7, 2017

From: Willie Mingo, Purchasing Agent
Purchasing Department

Thru: Vicki Rivers, Deputy Director
Sewerage and Water Board New Orleans - Logistics

To: Sharon Judkins, Deputy Director
Sewerage and Water Board New Orleans- Administration

Re: **Executive Director's Approval of Contracts of \$1,000,000.00 or less**

1. Mueller Systems
10210 Statesville Blvd.; Cleveland, NC 27013

- Totalizing Fluid Meters and Counting Devices Water Meters
- Fourth of Fifth Renewal 8/1/17 – 7/31/18
- \$138,766.05 annually

2. Imperial Exterminating Company
1921 Jefferson Hwy; Jefferson, LA 70121

- Pest and Rodent Control Services
- First and Final Renewal start date: 8/1/17 – 7/31/18
- \$60,000 annually

- Upon request, complete contract available for review in Procurement office.